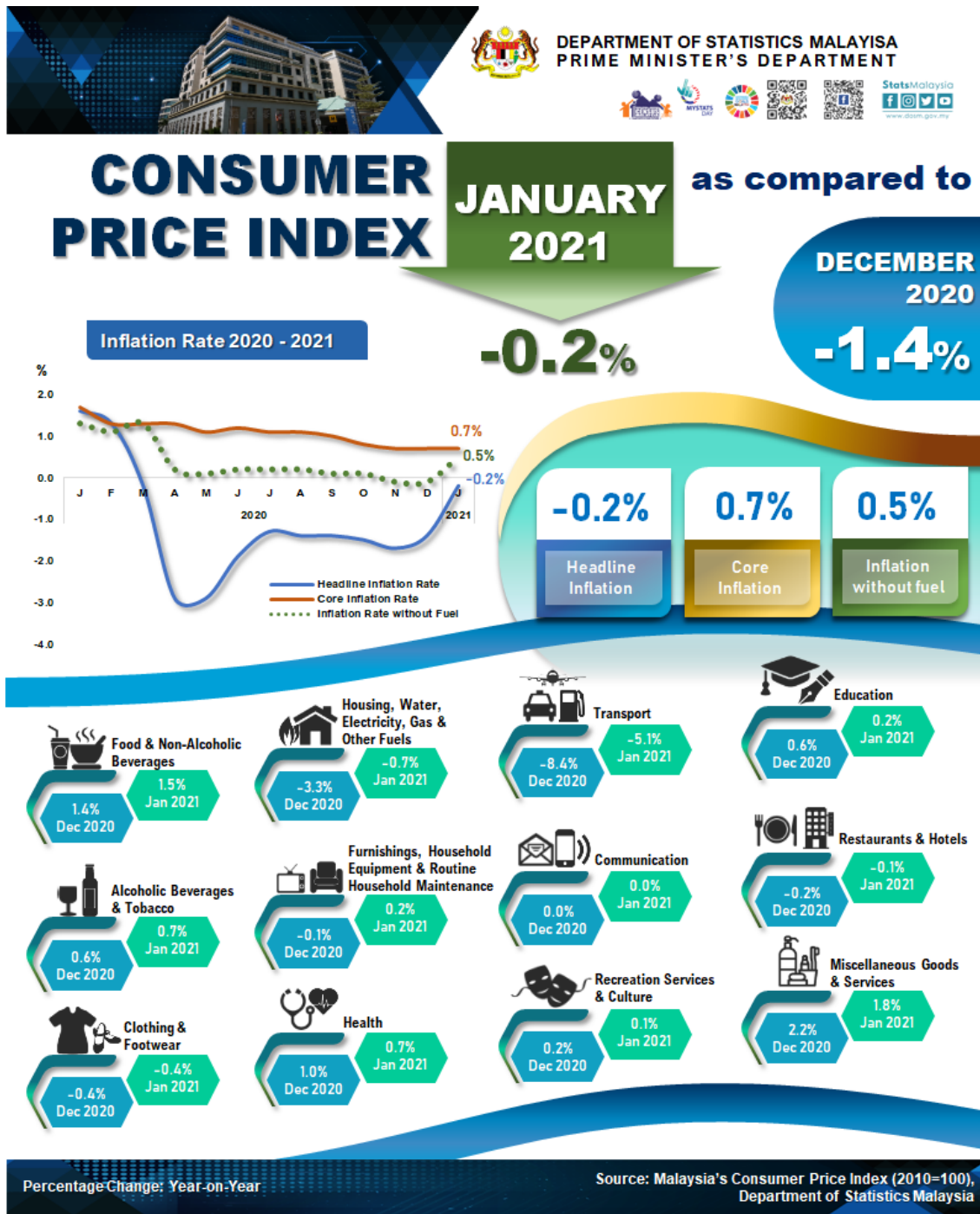




CONSUMER PRICE INDEX MALAYSIA JANUARY 2021

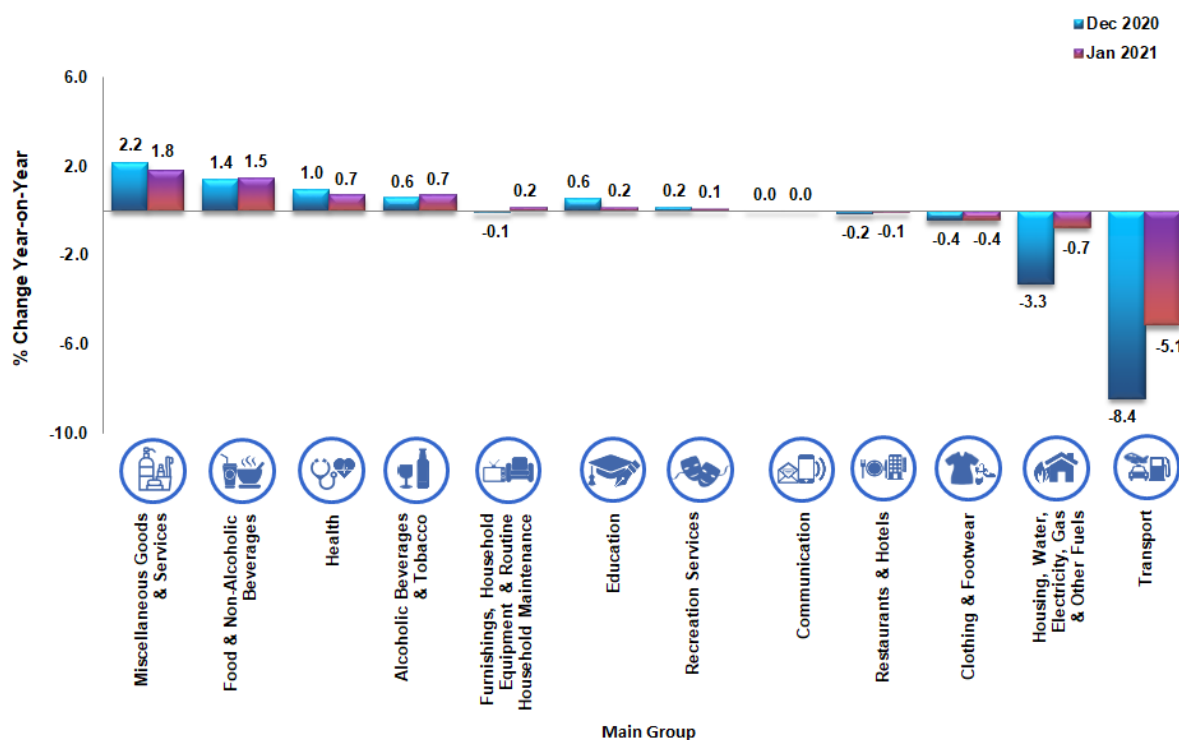


Summary Findings

Consumer Price Index (CPI) declined 0.2 per cent in January 2021 to 122.1 as against 122.4 in the same month of the preceding year. The decrease in the overall index was attributed by the decline in Transport (-5.1%); Housing, Water, Electricity, Gas & Other Fuels (-0.7%); Clothing & Footwear (-0.4%) and Restaurants & Hotels (-0.1%) which contributed 44.5 per cent to overall weight.

Nevertheless, Food & Non-Alcoholic Beverages increased by 1.5 per cent to 136.1 as compared to 134.1 in corresponding month of the preceding year. This group contributes 29.5 per cent of CPI weight. Similarly, Miscellaneous Goods & Services inclined by 1.8 per cent, followed by Alcoholic Beverages & Tobacco (0.7%); Health (0.7%); Furnishings, Household Equipment & Routine Household Maintenance (0.2%) and Education (0.2%).

Chart 1: Percentage Change of Consumer Price Index by Main Group



Although year-on-year CPI decreased, CPI on a monthly basis increased by 1.2 per cent as compared to December 2020. The increase was attributed by Transport (3.7%); Housing, Water, Electricity, Gas & Other Fuels (2.6%); Furnishings, Household Equipment & Routine Household Maintenance (0.3%) and Food & Non-Alcoholic Beverages (0.2%).

CPI without Fuel

The CPI without fuel increased 0.5 per cent in January 2021 to 113.6 as compared to 112.8 in the same month of the preceding year. CPI without fuel covers all goods and services except Unleaded Petrol RON95, Unleaded Petrol RON97 and Diesel.

Core Index

Core index rose 0.7 per cent in January 2021 as compared to the same month of the previous year. Among the major groups which influenced the increase were Miscellaneous Goods & Services (1.8%); Food & Non-Alcoholic Beverages (1.2%); Health (0.7%); Housing, Water, Electricity, Gas & Other Fuels (0.5%); Furnishings, Household Equipment & Routine Household Maintenance (0.2%) and Education (0.2%).

Core index excludes most volatile items of fresh food as well as administered prices of goods and

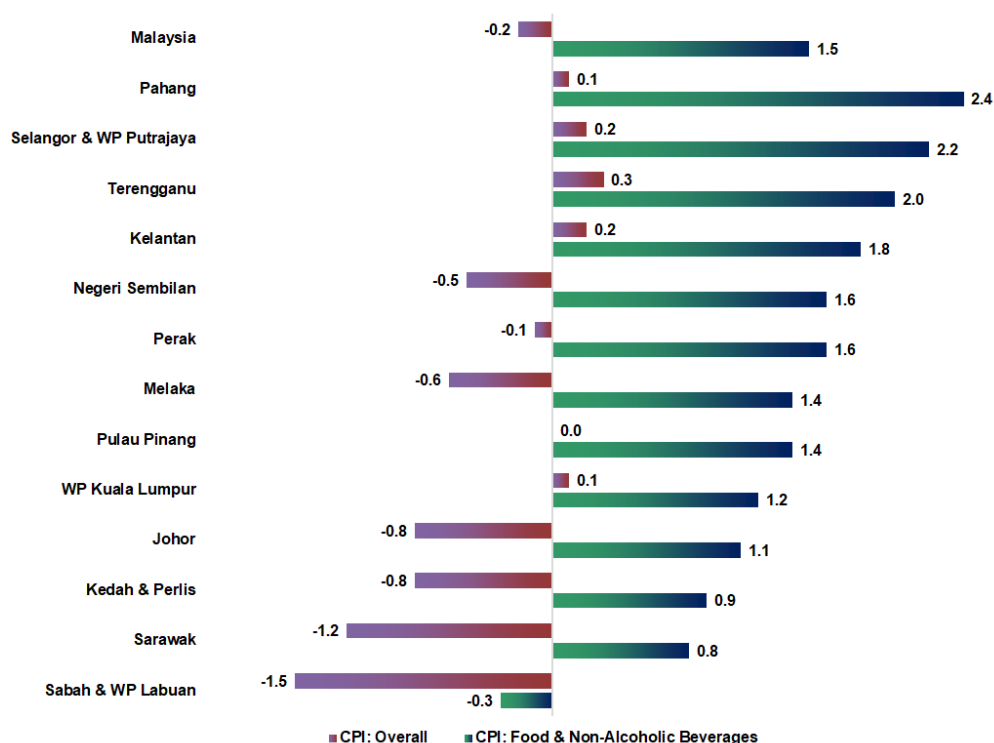
services.

Consumer Price Index by State

Five states namely Terengganu (0.3%), Selangor & Wilayah Persekutuan Putrajaya (0.2%), Kelantan (0.2%), Wilayah Persekutuan Kuala Lumpur (0.1%) and Pahang (0.1%) surpassed the national CPI rate of -0.2 per cent in January 2021 as compared to January 2020.

All states except Sabah & Wilayah Persekutuan Labuan registered an increase in the index of Food & Non-Alcoholic Beverages. The highest increase was recorded by Pahang at 2.4 per cent. This was followed by Selangor & Wilayah Persekutuan Putrajaya (2.2%), Terengganu (2.0%), Kelantan (1.8%), Perak (1.6%) and Negeri Sembilan (1.6%).

Chart 2: Percentage Change of Food & Non-Alcoholic Beverages Group by State



The full publication of the Consumer Price Index Malaysia, January 2021 can be downloaded from eStatistik portal.

Released By:

DATO' SRI DR. MOHD UZIR MAHIDIN
CHIEF STATISTICIAN MALAYSIA
DEPARTMENT OF STATISTICS, MALAYSIA

 [DrUzir_Mahidin](#)   [Dr_Uzir](#)

#myHariBulan# #myBulan# #myTahun#

Contact person:

Mohd Yusrizal bin Ab. Razak
Public Relation Officer
Strategic Communication and International Division
Department of Statistics, Malaysia
Tel : +603-8885 7942
Fax : +603-8888 9248
E-mail : yusrizal.razak[at]dosm.gov.my

Contact person:

Baharudin Mohamad
Public Relation Officer
Strategic Communication and International Division
Department of Statistics Malaysia
Tel : +603-8090 4681
Fax : +603-8888 9248
Email : baharudin[at]dosm.gov.my

Copyright ©2025 Department of Statistics Malaysia Official Portal. All Rights Reserved.