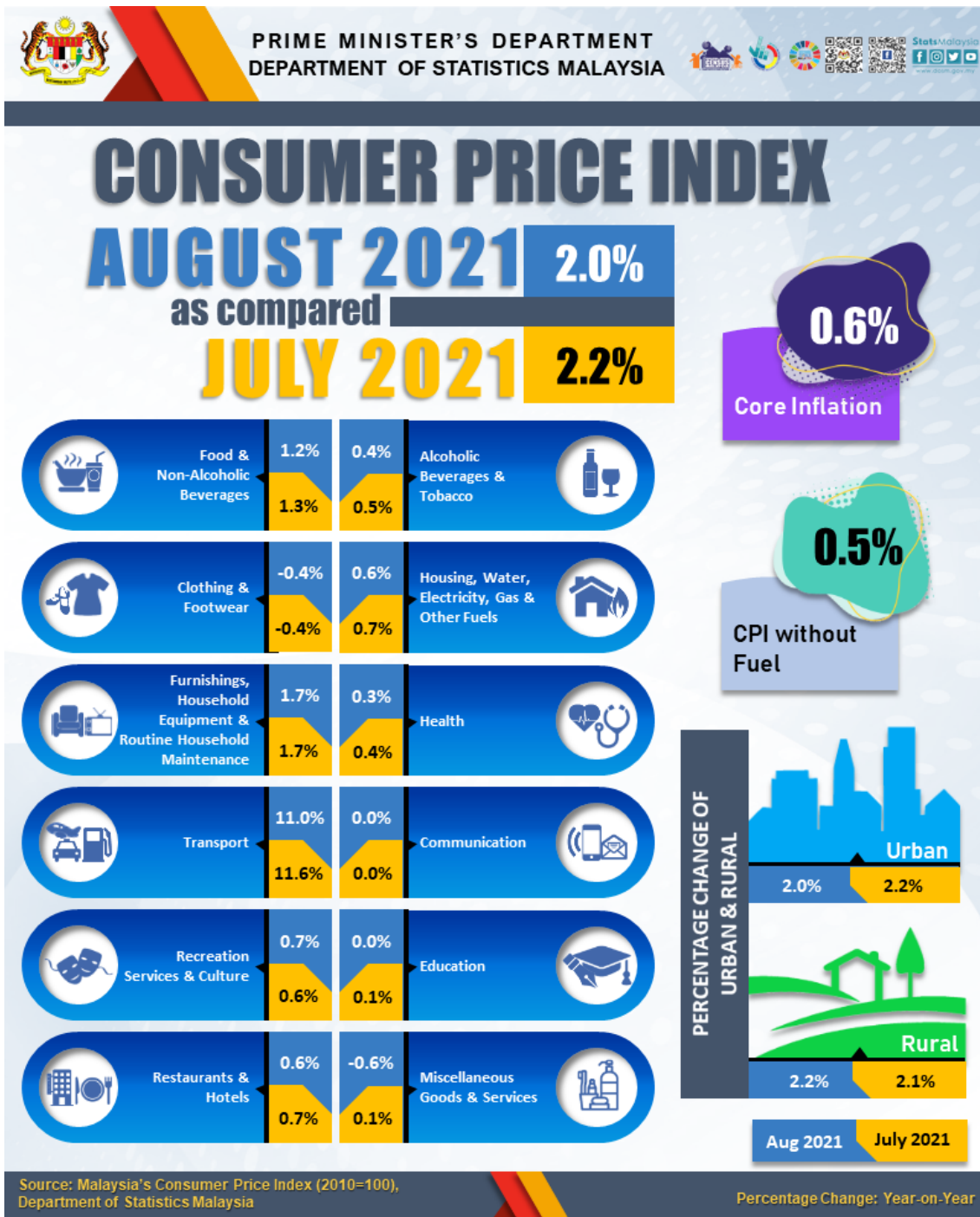




CONSUMER PRICE INDEX MALAYSIA AUGUST 2021

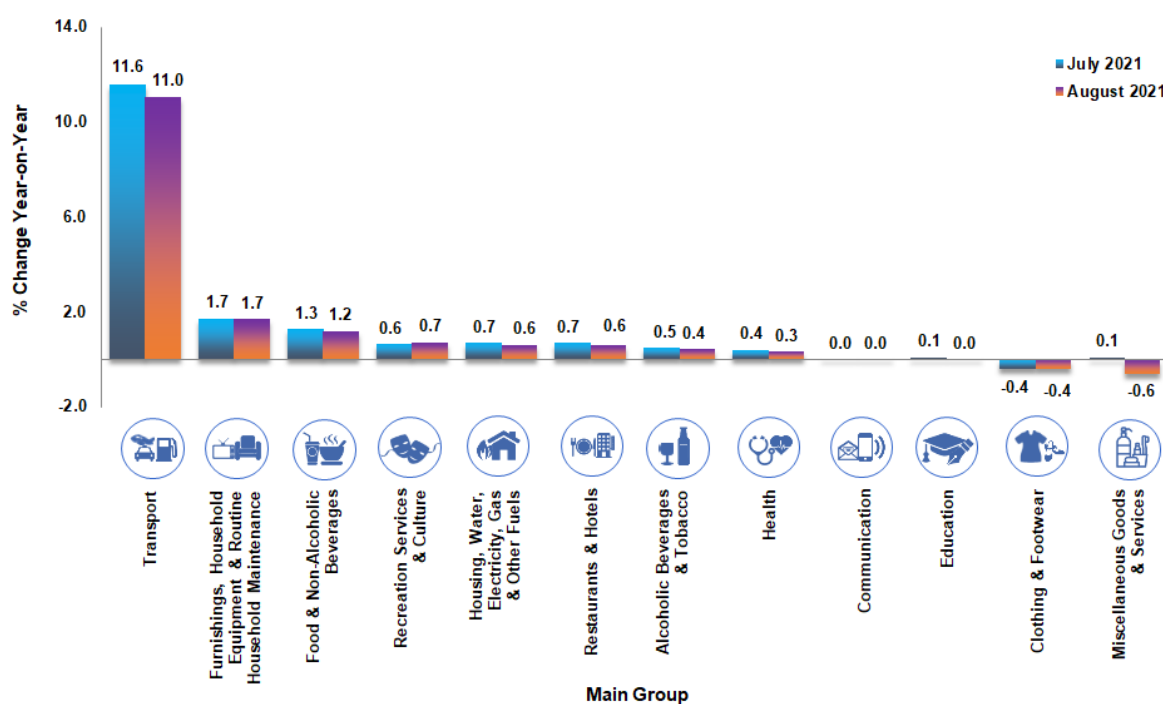


Summary Findings

Consumer Price Index (CPI) increased 2.0 per cent in August 2021 to 122.5 as against 120.1 in the same month of the preceding year. CPI remained positive for the seventh consecutive months since February 2021 due to the lower base effect last year. The increase was mainly driven by a double-digit increase of 11.0 per cent in the Transport group due to the setting of the RON95 petrol ceiling price to RM2.05 per litre starting March 2021 as compared to the average price of RM1.68 in August 2020. This was followed by Furnishings, Household Equipment & Routine Household Maintenance (1.7%); Food & Non-Alcoholic Beverages (1.2%); Recreation Services & Culture (0.7%) and Housing, Water, Electricity, Gas & Other Fuels (0.6%).

Meanwhile, the CPI for the period of January to August 2021 increased 2.3 per cent as compared to the same period last year. On a monthly basis, CPI remained unchanged as compared to July 2021. The Food & Non-Alcoholic Beverages and Housing, Water, Electricity, Gas & Other Fuels groups increased 0.1 per cent respectively, but it was offset by the decline in Transport (-0.1%) and Education (-0.1%). The setting of maximum retail prices for pure palm cooking oil in bottled packaging by the government effective 1st August 2021 has slightly eased the inflation of subgroup of Oils & fats to negative 0.4 per cent from 0.2 per cent in July 2021.

Chart 1: Percentage Change of Consumer Price Index by Main Group



CPI without Fuel

The CPI without fuel increased 0.5 per cent in August 2021 to 113.2 as compared to 112.6 in the same month of the preceding year. CPI without fuel covers all goods and services except Unleaded Petrol RON95, Unleaded Petrol RON97 and Diesel.

Core Index

Core index rose 0.6 per cent in August 2021 as compared to the same month of the previous year. Among the major groups which influenced the increase were Furnishings, Household Equipment & Routine Household Maintenance (1.7%); Transport (0.7%); Recreation Services & Culture (0.7%); Housing, Water, Electricity, Gas & Other Fuels (0.6%); Restaurants & Hotels (0.6%) and Health (0.3%).

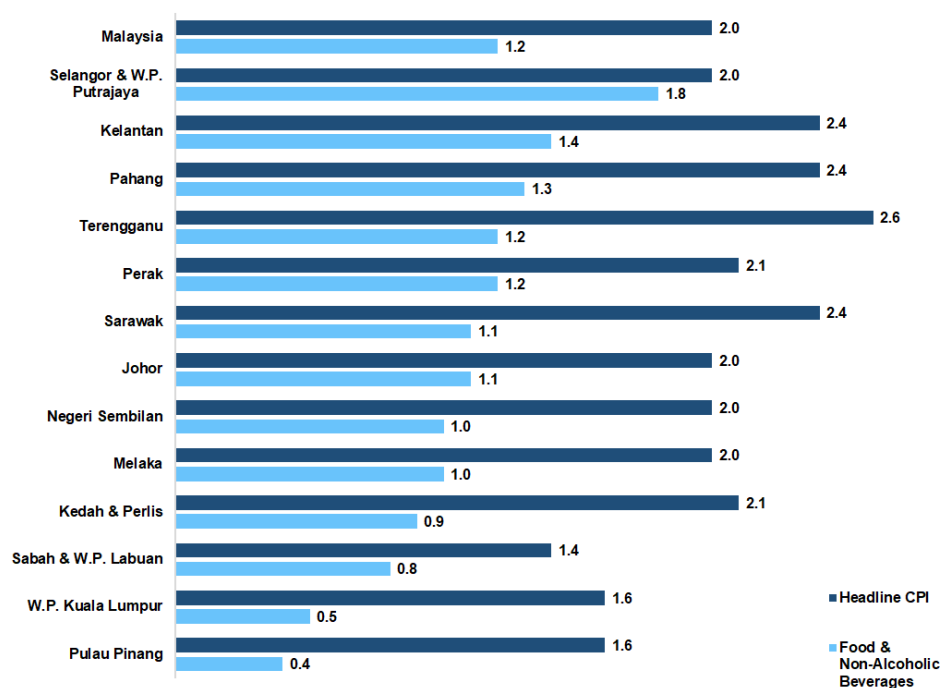
Core index covers all goods and services except volatile items of fresh food as well as administered prices.

Consumer Price Index by State

Six states namely Terengganu (2.6%), Sarawak (2.4%), Pahang (2.4%), Kelantan (2.4%), Perak (2.1%) and Kedah & Perlis (2.1%) surpassed the national CPI rate of 2.0 per cent in August 2021 as compared to the same month of the previous year.

All states registered an increase in the index of Food & Non-Alcoholic Beverages. The highest increase was recorded by Selangor & Wilayah Persekutuan Putrajaya (1.8%), followed by Kelantan (1.4%) and Pahang (1.3%). Meanwhile, other states showed an increase below the national index of Food & Non-Alcoholic Beverages rate of 1.2 per cent in August 2021.

Chart 2: Percentage Change of Food & Non-Alcoholic Beverages Group by State



The full publication of the Consumer Price Index Malaysia, August 2021 can be downloaded from [eStatistik](#) portal.

Released By:

DATO' SRI DR. MOHD UZIR MAHIDIN
CHIEF STATISTICIAN MALAYSIA
DEPARTMENT OF STATISTICS, MALAYSIA

 [DrUzir_Mahidin](#)  [Dr_Uzir](#) 

#myHariBulan# #myBulan# #myTahun#

Contact person:

Mohd Yusrizal bin Ab. Razak
Public Relation Officer
Strategic Communication and International Division
Department of Statistics, Malaysia
Tel : +603-8885 7942
Fax : +603-8888 9248
E-mail : yusrizal.razak[at]dosm.gov.my

Contact person:

Baharudin Mohamad
Public Relation Officer
Strategic Communication and International Division
Department of Statistics Malaysia
Tel : +603-8090 4681

Fax : +603-8888 9248

Email : baharudin[at]dosm.gov.my

Copyright ©2026 Department of Statistics Malaysia Official Portal. All Rights Reserved.