



CHILDREN STATISTICS, MALAYSIA, 2021

INTRODUCTION

Children Statistics, Malaysia, 2021 presents selected statistics on population, health, education and child protection. These statistics were among the indicators used in measuring the children's quality of life and well-being in accordance with the concepts and guidelines recommended by the United Nations Children's Fund (UNICEF).

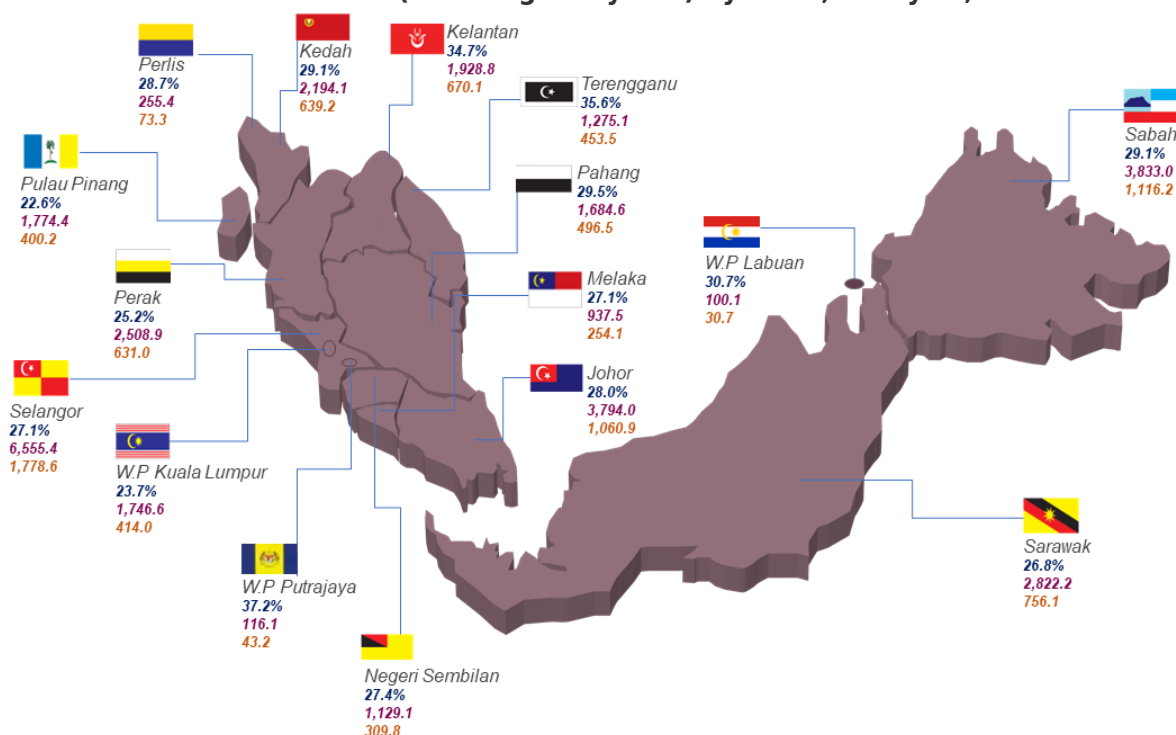
The first part of this publication presents infographic on selected children statistics, meanwhile the second part presents summary of findings by each areas. The third part shows statistical tables on the children in Malaysia as well as the time series statistics. The last part consists of technical notes for comprehensive explanation on the concept, definition and formula used to assist users in understanding the statistics published in this report.

POPULATION

Inter-state comparisons show that the highest percentage of children under-18 years is in W.P. Putrajaya at 37.2 per cent. This is followed by Terengganu (35.6%) and Kelantan (34.7%). Meanwhile, Pulau Pinang recorded the lowest percentage at 22.6 per cent.

The highest number of children under 18 years was recorded in Selangor (1,778.6 thousand), followed by Sabah (1,116.2 thousand) and Johor (1,060.9 thousand).

Exhibit 1: Children (under age 18 years) by state, Malaysia, 2021^e



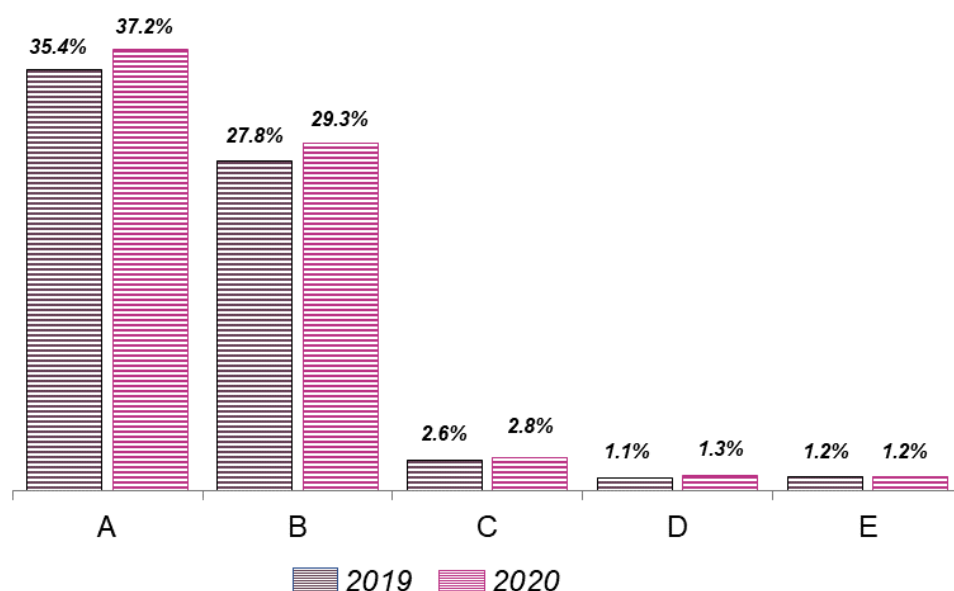
HEALTH

In 2020, certain conditions originating in the perinatal period were the principal causes of death for

children under five years old at 37.2 per cent. This was followed by Congenital malformations, deformations and chromosomal abnormalities (29.3%), Pneumonia (2.8%), Transport accidents (1.3%) and Accidental drowning and submersion (1.2%).

Certain conditions originating in the perinatal period and Congenital malformations, deformations and chromosomal abnormalities showed an increase of 1.8 percentage points and 1.5 percentage points, respectively.

Chart 1: Principal causes of under-5 death (medically certified), Malaysia, 2019 and 2020



A : Certain conditions originating in the perinatal period

B : Congenital malformations, deformations and chromosomal abnormalities

C : Pneumonia

D : Transport accidents

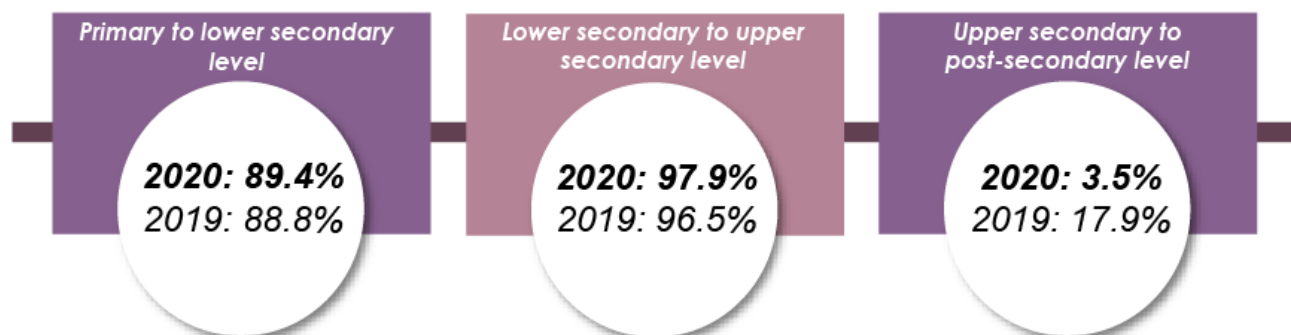
E : Accidental drowning and submersion

Source data: Ministry of Health, Malaysia

EDUCATION

The enrollment transition rate for primary to lower secondary level showed an increase of 0.6 percentage points in 2020 to 89.4 per cent as compared to 88.8 per cent in 2019. During the same period, the enrollment transition rate for lower secondary to upper secondary level increased by 1.4 percentage points to 97.9 per cent. Meanwhile, the transition rate of enrollment from upper secondary to post-secondary decreased significantly at 14.4 percentage points. The decrease was due to student enrollment for the June 2020 session being postponed due to the COVID-19 pandemic situation.

Exhibit 2: Transition rate of enrolment in government & government-aided schools, Malaysia, 2019 and 2020

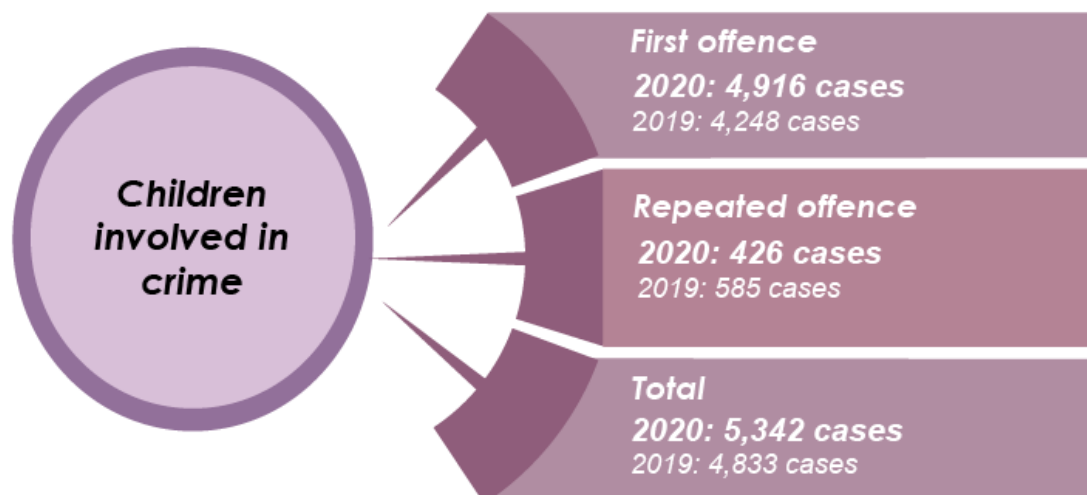


Source data: Ministry of Education,
Malaysia

CHILD PROTECTION

The number of children involved in crime in 2020 has increased by 10.5 per cent to 5,342 cases as compared to the previous year (4,833 cases). First offence increased by 15.7 per cent to 4,916 cases while repeated offences recorded a decrease of 27.2 per cent to 426 cases as compared to previous year.

Exhibit 3: Children involved in crime, Malaysia, 2019 and 2020

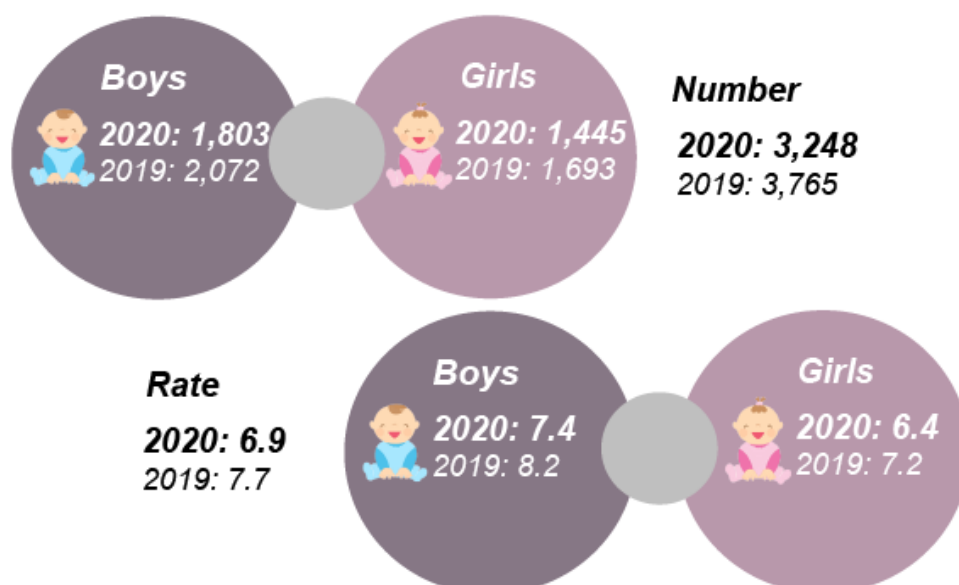


Source data: Department of Social Welfare

SDG INDICATORS RELATED TO CHILDREN

Malaysia has achieved target for Indicator 3.2.1 Under-5 mortality rate since 1984. Under-5 mortality rate for 2020 decreased to 6.9 per 1,000 live births from 7.7 per 1,000 live births in the previous year. The mortality rate for boys was higher (7.4) as compared to girls (6.4) in 2020.

Exhibit 4: Under-5 mortality (number and rate), Malaysia, 2019 and 2020



The detailed information regarding this report can be accessed through the e-Services application in the website of Department of Statistics, Malaysia, www.dosm.gov.my.



CHILDREN STATISTICS

2021^e 2020 2019

POPULATION

Total population

32.7 million

32.6 million



Boys

4.71 million

4.77 million



Girls

4.42 million

4.46 million

Children

9.13 million

9.23 million

Boys **243.6 thousand**
252.5 thousand

Girls **226.6 thousands**
235.5 thousand

Number of live births

470.2 thousand

488.0 thousand

HEALTH



Transition rate of enrolment in government and government-aided schools

EDUCATION



Source: Ministry of Education Malaysia



Children in need of care and protection

CHILD PROTECTION

Total **5.9 thousand**

6.4 thousand

Boys **2.2 thousand**
2.3 thousand

Girls **3.7 thousand**
4.0 thousand

Source: Department of Social Welfare

Note: Child is defined as a person under the age of 18 years

Released By:

DATO' SRI DR. MOHD UZIR MAHIDIN
CHIEF STATISTICIAN MALAYSIA
DEPARTMENT OF STATISTICS, MALAYSIA

 **DrUzir_Mahidin**   **Dr_Uzir**

#myHariBulan# #myBulan# #myTahun#

Contact person:

Mohd Yusrizal Ab Razak

Public Relation Officer

Strategic Communication and International Division

Department of Statistics, Malaysia

Tel : +603-8885 7942

Fax : +603-8888 9248

Email : yusrizal.razak[at]dosm.gov.my

Contact person:

Baharudin Mohamad

Public Relation Officer

Strategic Communication and International Division

Department of Statistics Malaysia

Tel : +603-8090 4681

Fax : +603-8888 9248

Email : baharudin[at]dosm.gov.my

Copyright ©2026 Department of Statistics Malaysia Official Portal. All Rights Reserved.