



CHILDREN STATISTICS, MALAYSIA, 2020

INTRODUCTION

This publication presents selected indicators on children in Malaysia. The publication consists of four (4) areas namely population, health, education and child protection. This publication provides children statistics which are useful for research and analysis purposes.


The first part of this publication presents infographic on selected children statistics, meanwhile the second part presents summary of findings by each areas. The third part shows statistical tables on the children in Malaysia as well as the time series statistics. The last part consists of technical notes for comprehensive explanation on the concept, definition and formula used to assist users in understanding the statistics published in this report.

POPULATION

Inter-state comparison show that the highest percentage of children under 18 years is in W.P. Putrajaya, 38.5 per cent (42.4 thousands). Terengganu records a percentage of 35.8 per cent follow by Kelantan at 35.2 per cent. Meanwhile, the smallest percentage of children under 18 years is in Pulau Pinang, 22.9 per cent.

However, in terms of number of children under 18 years, the highest number is in Selangor (1,790.2 thousands), Sabah (1,150.2 thousands) and Johor (1,069.1 thousands).

Exhibit 1: Children (under age 18 years) by state, Malaysia, 2020^e

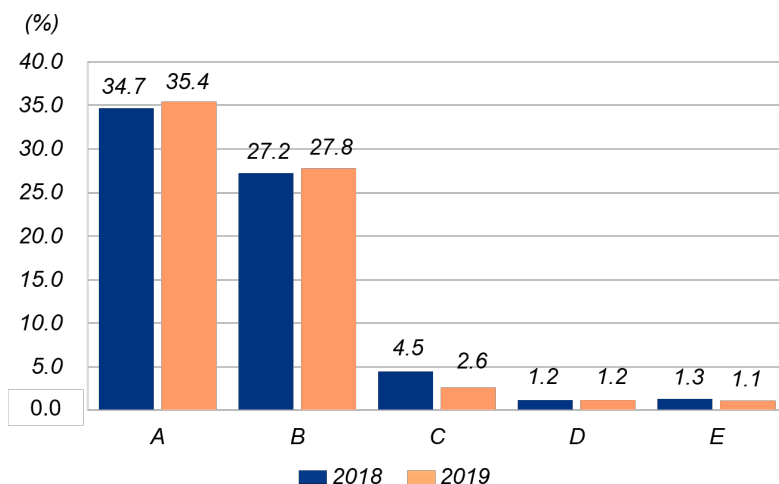


HEALTH

Analysis from children's health perspective showed that the principal causes of death for children under five years old was Certain conditions originating in the perinatal period which was 35.4 per cent. This was followed by Congenital malformations, deformations and chromosomal abnormalities (27.8%), Pneumonia (2.6%), Accidental drowning and submersion (1.2%) and Transport accidents (1.1%).

Certain conditions originating in the perinatal period and Congenital malformations, deformations and chromosomal abnormalities showed an increase of 0.7 percentage points and 0.6 percentage points respectively.

Chart 1: Principal causes of under-5 death (medically certified), Malaysia, 2018 and 2019

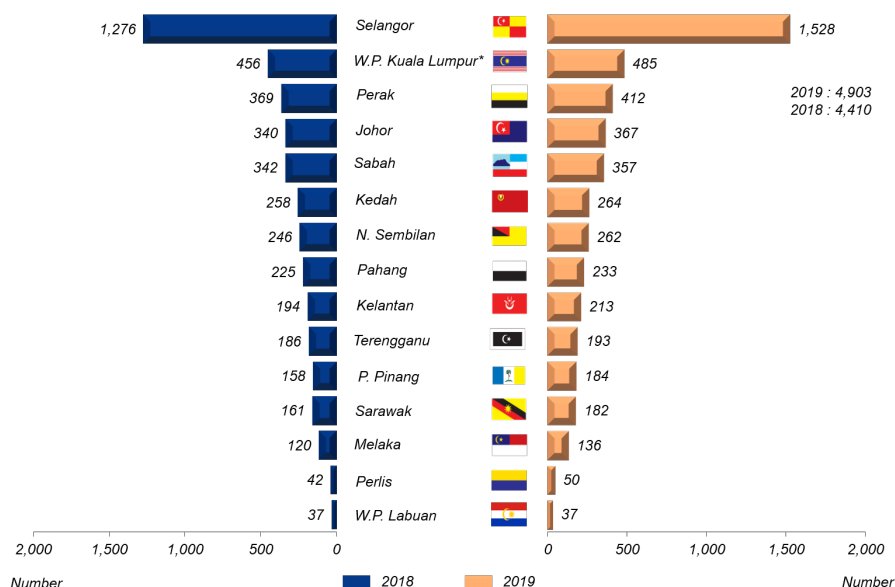


A : Certain conditions originating in the perinatal period
 B : Congenital malformations, deformations and chromosomal abnormalities
 C : Pneumonia
 D : Accidental drowning and submersion
 E : Transport accidents

EDUCATION

The number of registered child care centre increased 11.2 per cent to 4,903 in 2019 with the highest increase recorded in Selangor (19.7%), followed by Perlis (19.0%) and Pulau Pinang (16.5%).

Chart 2: Number of registered child care centre by state, Malaysia, 2018 and 2019




Note: *Includes W.P. Putrajaya

CHILD PROTECTION

The number of children involved in crime has improved by 8.7 per cent as compared to the previous year. Based on the record, the first and repeated offenses also recorded a decrease of 8.0 and 13.3 per cent respectively.

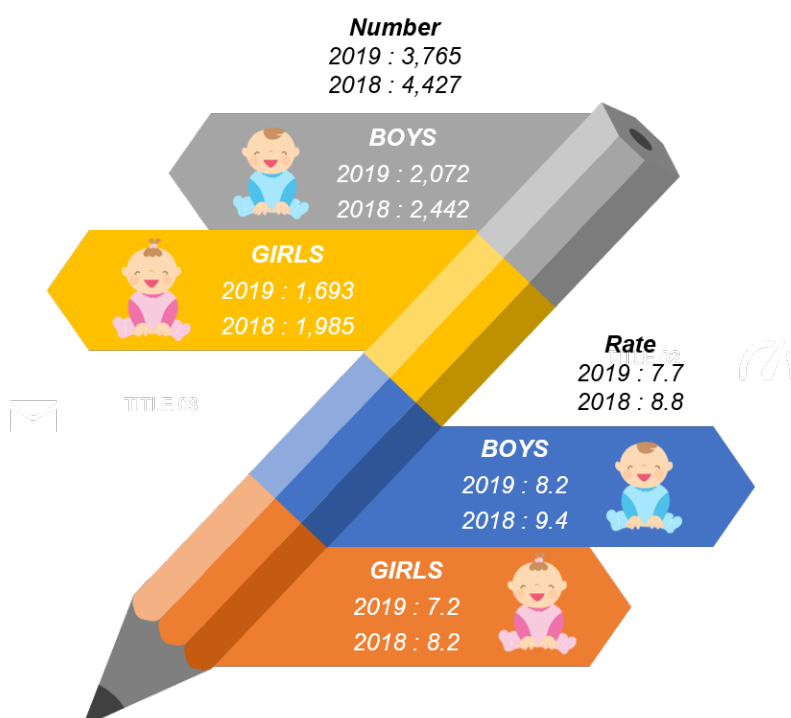
Exhibit 2: Children involved in crime, Malaysia, 2018 and 2019



SDG INDICATORS RELATED TO CHILDREN

Malaysia has achieved target for Indicator 3.2.1 Under-5 mortality rate since 1984. Under-five mortality rate is 7.7 children per 1,000 live births in 2019 as compared to 8.8 children per 1,000 live births in 2018. The mortality rate for boys was higher (8.2) compared to girls (7.2) in 2019.

Exhibit 3: Under-5 mortality (number and rate), Malaysia, 2018 and 2019



Appendix 1: Selected Children Statistics, 2020



CHILDREN STATISTICS

Children in 2020 declines by 78.1 thousands to 9,247.5 thousands as compared to 9,325.6 thousands in the previous year

POPULATION



Total population
32.7 million
32.5 million



Children

9,247.5 thousand

9,325.6 thousand

Boys **4,774.9 thousand**

4,813.1 thousand

Girls **4,472.6 thousand**

4,512.5 thousand

Notes : ^e Estimates

HEALTH



Number of live births

488.0 thousand

502.0 thousand

Boys **252.5 thousand**

259.6 thousand

Girls **235.5 thousand**

242.4 thousand

EDUCATION

Transition rate of enrolment in government and government-aided schools

Primary to Lower
Secondary Level

88.8%

88.3%

Lower Secondary
to Upper
Secondary Level

96.5%

95.7%

Upper Secondary
to Post-Secondary
Level

17.9%

17.6%

Source: Ministry of Education Malaysia

CHILD PROTECTION



Children in need
of care and
protection

6.4 thousand

6.3 thousand

Number of new registered
cases of Persons
with Disabilities

20.3 thousand

17.0 thousand

Source: Department of Social Welfare

Children Statistics, Malaysia, 2020



DrUzir Mahidin



dr_uzir

#StatsMalaysia || #MyStatsDay || #MyCensus2020 || #LeaveNoOneBehind

The detailed information regarding this report can be accessed through the e-Services application in the website of Department of Statistics, Malaysia, www.dosm.gov.my.

Released By:

DATO' SRI DR. MOHD UZIR MAHIDIN
CHIEF STATISTICIAN MALAYSIA
DEPARTMENT OF STATISTICS, MALAYSIA

 **DrUzir_Mahidin**   **Dr_Uzir**

#myHariBulan# #myBulan# #myTahun#

Contact person:

Mohd Yusrizal Ab Razak

Public Relation Officer
Strategic Communication and International Division
Department of Statistics, Malaysia
Tel : +603-8885 7942
Fax : +603-8888 9248
Email : yusrizal.razak[at]dosm.gov.my

Contact person:

Baharudin Mohamad
Public Relation Officer
Strategic Communication and International Division
Department of Statistics Malaysia
Tel : +603-8090 4681
Fax : +603-8888 9248
Email : baharudin[at]dosm.gov.my

Copyright ©2025 Department of Statistics Malaysia Official Portal. All Rights Reserved.