



## CHILDREN STATISTICS, MALAYSIA, 2019

### INTRODUCTION

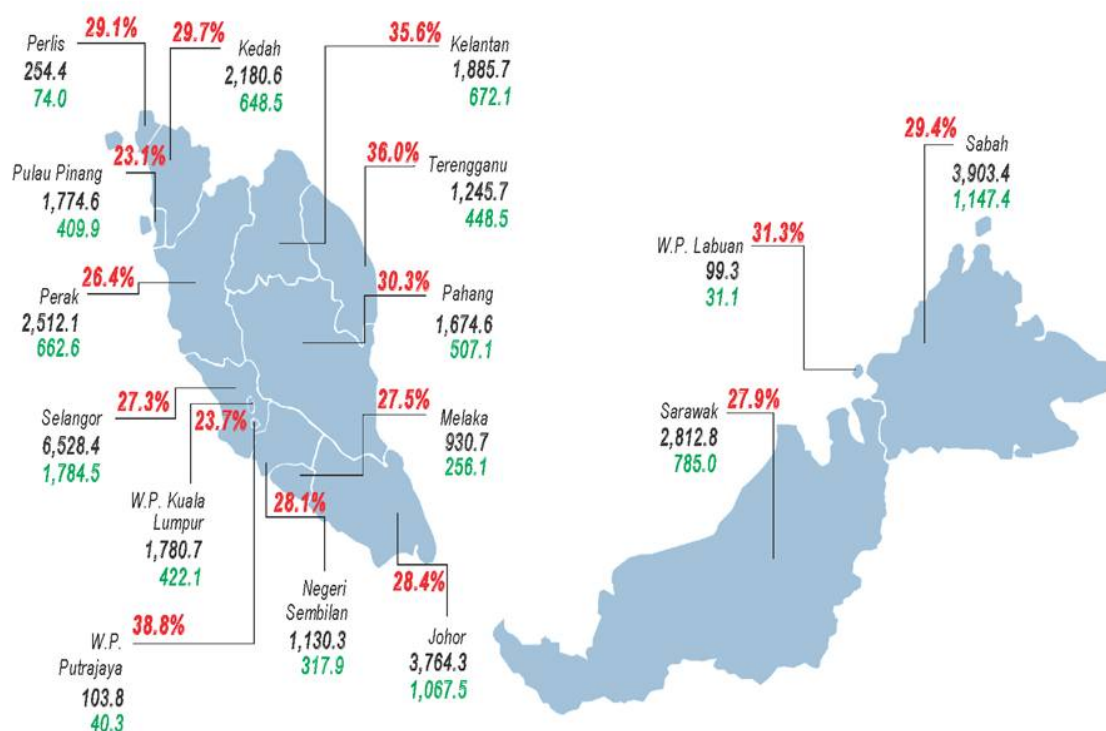
This publication presents selected indicators on children in Malaysia. The publication consists of four (4) areas namely population, health, education and child protection. This publication provides children statistics which are useful for research and analysis purposes.

The first part of this publication presents infographic on selected children statistics, meanwhile the second part presents summary of findings by each areas. The third part shows statistical tables on the children in Malaysia as well as the time series statistics. The last part consists of technical notes for comprehensive explanation on the concept, definition and formula used to assist users in understanding the statistics published in this report.

### POPULATION

W.P. Putrajaya recorded the highest percentage of children under 18 years which is 38.8 per cent out of total population in the state (103.8 thousand). This is followed by Terengganu (36.0%) and Kelantan (35.6%). Meanwhile, Pulau Pinang recorded the smallest percentage of 23.1 per cent. In terms of number, children under 18 years are the highest in Selangor with 1.8 million, followed by Sabah and Johor (1.1 million) respectively.

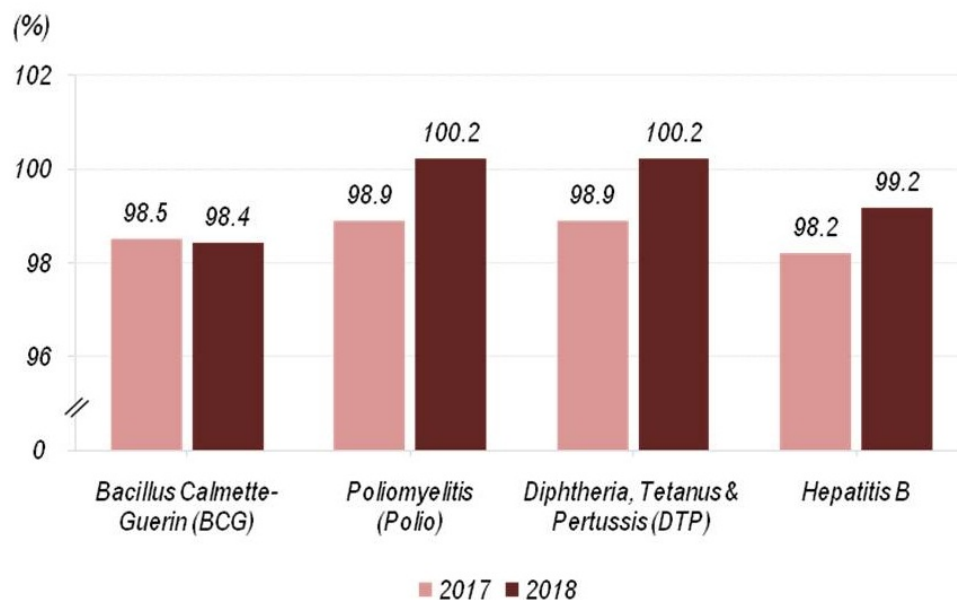
**Exhibit 1: Children (under age 18 years) by state, Malaysia, 2019<sup>e</sup>**



### HEALTH

All Immunisation coverage showed an increase for 2018 except for Bacillus Calmette-Guerin (BCG). Poliomyelitis (Polio) and Diphtheria, Tetanus & Pertussis (DTP) increased 1.3 per cent to 100.2 per cent in 2018. Concurrently, Hepatitis B increased 0.2 recorded an increase of 1.0 per cent to 99.2 per cent.

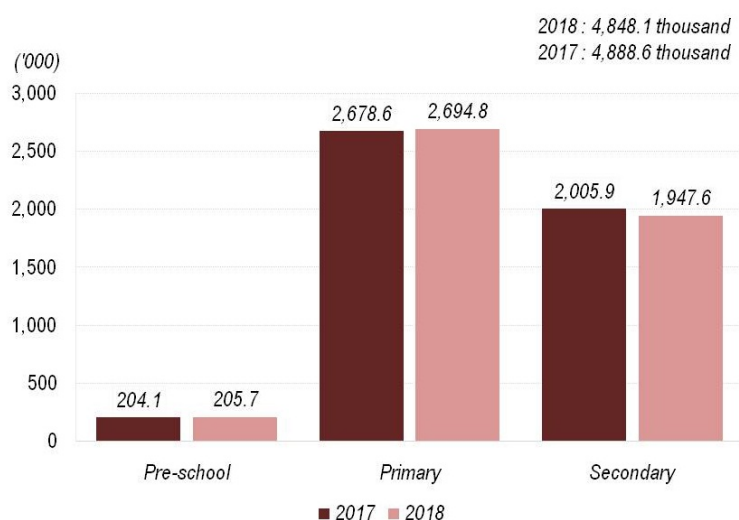
**Chart 1: Immunisation coverage for infant, Malaysia, 2017 and 2018<sup>p</sup>**



## EDUCATION

Enrolment in government and government-aided school in 2018 dropped 40.4 thousand to 4,848.1 thousand as compared to 2017. Concurrently, primary enrolment increased 16.2 thousand to 2,694.8 thousand as compared to previous year.

**Chart 2: Pupils in government and government-aided school by level of education, Malaysia, 2017 and 2018**



## CHILD PROTECTION

The number of juvenile offenders has improved 2.7 per cent to 5,294 cases in 2018. The first offence decreased 6.7 per cent to 4,619 cases in 2018, while repeated offence increased 37.5 per cent to 675 cases as compared to the previous year.


**Exhibit 2: Juvenile offenders, Malaysia, 2017 and 2018**



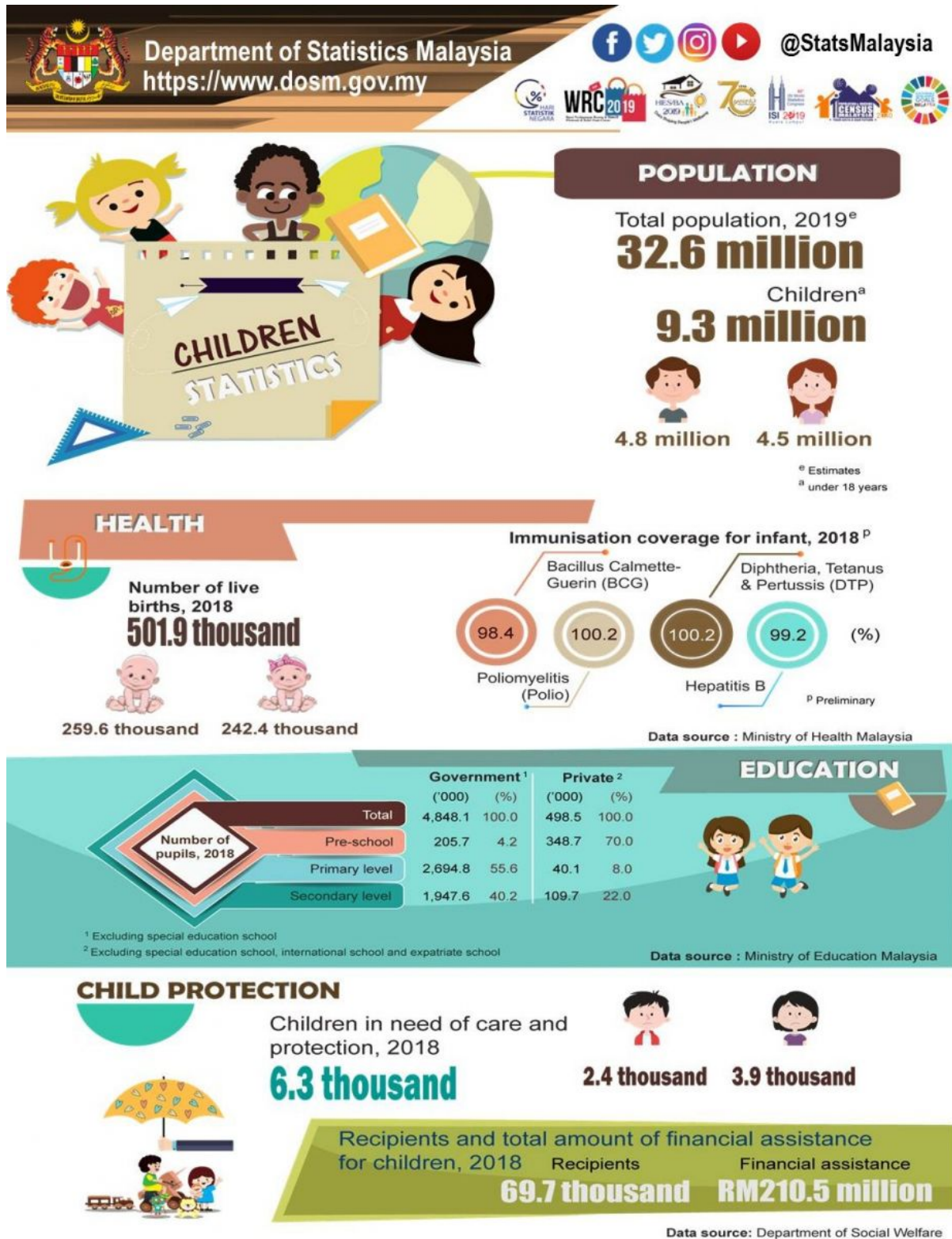
## SDG INDICATORS RELATED TO CHILDREN

Malaysia has achieved target for Indicator 3.2.1 Under-five mortality rate since 1984. Under-five mortality rate is 8.8 in 2018. The mortality rate for boys was higher (9.4) compared to girls (8.2) in 2018.

**Exhibit 3: Under-5 mortality (number and rate), Malaysia, 2017 and 2018**



## Appendix 1: Selected Children Statistics, 2019



The detailed information regarding this report can be accessed through the e-Statistik application in the

website of Department of Statistics, Malaysia, [www.dosm.gov.my](http://www.dosm.gov.my).

**Released By:**

**DATO' SRI DR. MOHD UZIR MAHIDIN**  
**CHIEF STATISTICIAN MALAYSIA**  
**DEPARTMENT OF STATISTICS, MALAYSIA**

 [DrUzir\\_Mahidin](#)   [Dr\\_Uzir](#)

**#myHariBulan# #myBulan# #myTahun#**

**Contact person:**

**Rohaida binti Mohamad**

Public Relation Officer  
Strategic Communication and International Division  
Department of Statistics, Malaysia  
Tel : +603-8885 7942  
Fax : +603-8888 9248  
Email : [rohaida.mohamad\[at\]dosm.gov.my](mailto:rohaida.mohamad@dosm.gov.my)

**Contact person:**

Baharudin Mohamad  
Public Relation Officer  
Strategic Communication and International Division  
Department of Statistics Malaysia  
Tel : +603-8090 4681  
Fax : +603-8888 9248  
Email : [baharudin\[at\]dosm.gov.my](mailto:baharudin[at]dosm.gov.my)

**Copyright ©2025 Department of Statistics Malaysia Official Portal. All Rights Reserved.**