



## CHILDREN STATISTICS, MALAYSIA, 2016



### INTRODUCTION

Children Statistics, Malaysia, 2016 presents selected child<sup>1</sup> statistics as the basis to measure the quality of life and well-being of children at the national and state level. The compilation of statistics in this publication consists of four main fields, namely population, health, education and child protection. The statistics were obtained from secondary sources which involved various ministries/departments/government agencies. The selected child statistics in the areas of Education and Child Protection are presented as follows:

#### (A) EDUCATION

In 2015, the number of pre-school students in government & government-aided schools increased 1.2 per cent to 198,574 from 196,264 (2014). Female students recorded a higher increase of 1.6 per cent compared to male (0.8%).

**Table 1: Pre-school student in government & government-aided schools by sex, Malaysia, 2014 and 2015**



	2014	2015
<b>Total</b>	196,264	198,574
<b>Male</b>	99,541	100,288
<b>Female</b>	96,723	98,286

Source : Ministry of Education, Malaysia

The number of primary school students in government & government-aided schools recorded a decrease of 0.9 per cent from 2,709,340 (2014) to 2,683,992 (2015). Both male and female students registered declines of 1.0 per cent and 0.9 per cent respectively.

**Table 2: Primary school student in government & government-aided schools by sex, Malaysia, 2014 and 2015**

	2014	2015
<b>Total</b>	2,709,340	2,683,992
<b>Male</b>	1,392,484	1,378,766
<b>Female</b>	1,316,856	1,305,226


Source : Ministry of Education, Malaysia

<sup>1</sup> A child refers to a person under the age of eighteen years old.

The number of secondary school students in government & government-aided schools registered a decrease of 4.1 per cent from 2,159,906 (2014) to 2,072,162 (2015). Both male and female students

declined 4.8 per cent and 3.3 per cent respectively.

**Table 3: Secondary school student in government & government-aided schools by sex, Malaysia, 2014 and 2015**



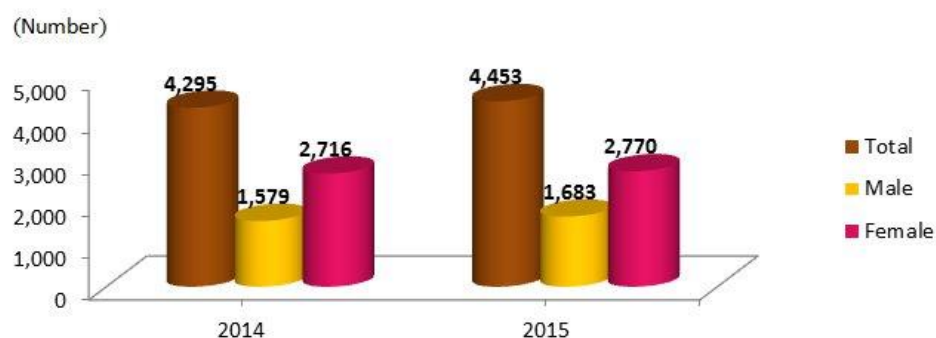
	2014	2015
<b>Total</b>	2,159,906	2,072,162
<b>Male</b>	1,081,729	1,029,375
<b>Female</b>	1,078,177	1,042,787

Source : Ministry of Education, Malaysia

## (B) CHILD PROTECTION

The number of children in need of care and protection increased 3.7 per cent from 4,295 (2014) to 4,453 (2015). Both male and female increased 104 and 54 persons respectively.

**Chart 1: Children in need of care and protection by sex, Malaysia, 2014 and 2015**



Source : Department of Social Welfare, Malaysia

The number of juvenile offenders declined 10.3 per cent from 5,096 cases (2014) to 4,569 cases (2015). The first offence decreased 12.1 per cent. On the other hand, repeated offence recorded an increase of 12.4 per cent from 371 cases (2014) to 417 cases (2015).

**Table 4: Juvenile offender, Malaysia, 2014 and 2015**

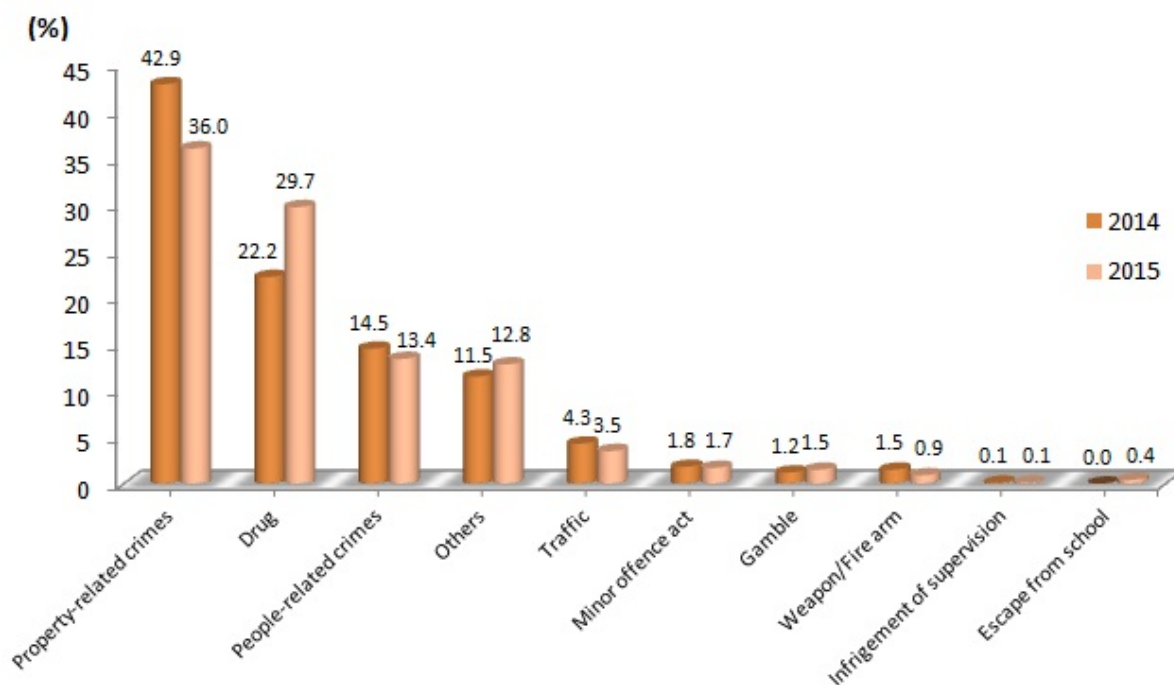


	2014		2015
<b>Total</b>	5,096	<b>Total</b>	4,569
<b>First offence</b>	4,725	<b>First offence</b>	4,152
<b>Repeated offence</b>	371	<b>Repeated offence</b>	417

Source : Department of Social Welfare, Malaysia

The highest percentage of children involved in crime was property-related crimes that was 36.0 per cent (2015) compared to 42.9 per cent (2014). This was followed by drug (29.7%) and people-related crimes (13.4%).

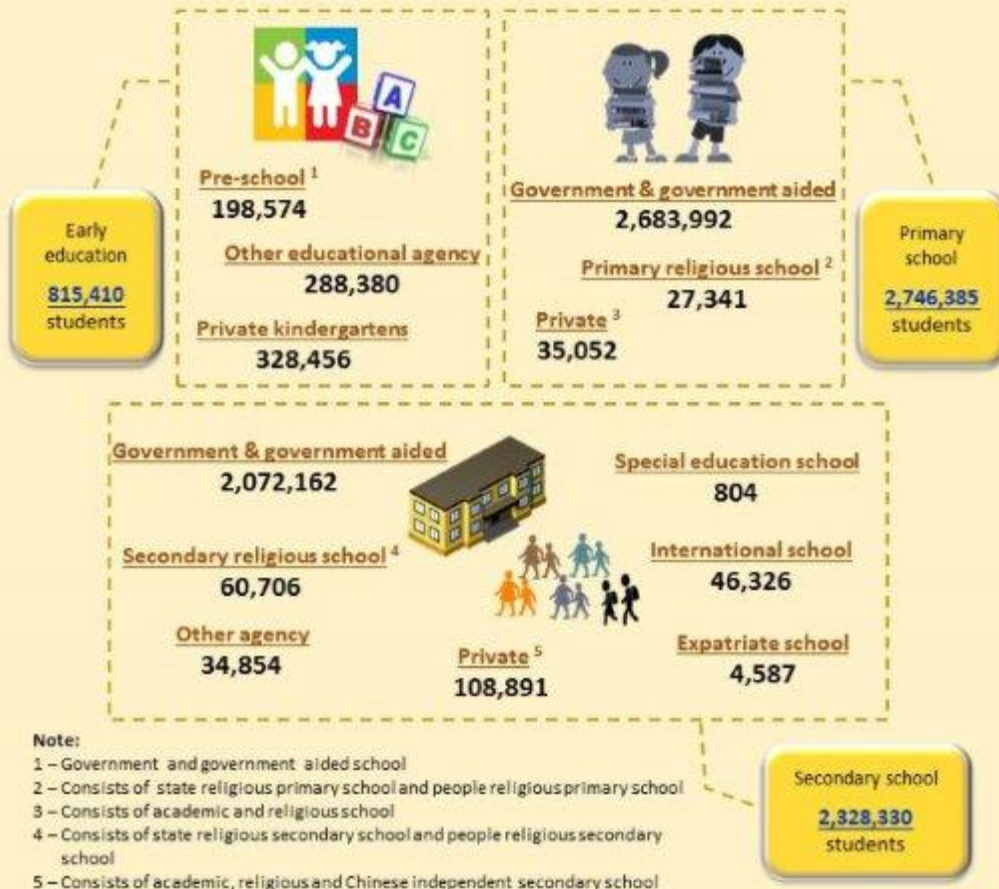
**Chart 2: Children involved in crime by type of crime, Malaysia, 2014 and 2015**



Source: Department of Social Welfare, Malaysia

# EDUCATION

## Student in Malaysia, 2015



## Number of recipients of school aid in government & government aided school, Malaysia, 2015



Source: Ministry of Education, Malaysia



# CHILD PROTECTION

## Application for registration of adoption by type, Malaysia, 2015

### Total of applications

1,927 applications



### National Registration Department of Malaysia

1,354 applications



### Courts

573 applications



## Recipient and total of Financial Assistance for Children, Malaysia, 2015



Financial Assistance  
RM259,371,400

Recipient  
83,570 persons

## Juvenile offender, Malaysia, 2015

### First offence



4,152 children

### Repeated offence



417 children

## Inmates in children institution, Malaysia, 2015

### Children Home



1,111 children

### Tunas Bakti School



1,071 children

### Probation Hostel



157 children

### Taman Seri Putri



125 children

Source: Department of Social Welfare, Malaysia

Children Statistics, Malaysia, 2016

The detailed information regarding this report can be accessed through the [eStatistik](#) application in the website of Department of Statistics, Malaysia, [www.dosm.gov.my](http://www.dosm.gov.my).

**Released By:**

**THE OFFICE OF CHIEF STATISTICIAN MALAYSIA  
DEPARTMENT OF STATISTICS, MALAYSIA  
#myHariBulan# #myBulan# #myTahun#**

**Contact person:**

Ho Mei Kei  
Public Relation Officer  
Corporate and User Services Division  
Department of Statistics, Malaysia  
**Tel** : +603-8885 7942  
**Fax** : +603-8888 9248  
**Email** : mkho[at]stats.gov.my

**Contact person:**

Baharudin Mohamad  
Public Relation Officer  
Strategic Communication and International Division  
Department of Statistics Malaysia  
**Tel** : +603-8090 4681  
**Fax** : +603-8888 9248  
**Email** : baharudin[at]dosm.gov.my

**Copyright ©2025 Department of Statistics Malaysia Official Portal. All Rights Reserved.**