



BUSINESS TENDENCY STATISTICS FOURTH QUARTER 2017



Jabatan Perangkaan Malaysia
<https://www.dosm.gov.my>



<https://www.facebook.com/StatsMalaysia>



<https://twitter.com/StatsMalaysia>



Business Tendency Statistics Fourth Quarter, 2017

Q4 2017

Positive prospect of business performance for all sectors in the fourth quarter 2017

Business Performance Expectation

Oct-Dec 2017

Business Performance in Fourth Quarter of 2017 is expected to **increase**



Oct 2017-March 2018

Business expectation for upcoming six months are expected to **improve**

4 Main Sector

| | Oct-Dec 2017 (Confidence Indicator) | Oct 2017-March 2018 (Net Balance) |
|---|--|--------------------------------------|
|  Industry Agriculture, Mining, Manufacturing and Electric & water | +9.8% | +30.2% |
|  Construction Construction | +22.8% | +24.0% |
|  Wholesale & retail trade Wholesale trade and Retail trade | +8.3% | +26.1% |
|  Services Hotels, Transport, Communications, Finance, Insurance, Real estate and Information & communications technology | +23.6% | +32.1% |

Business Tendency Statistics obtained through the Business Tendency Survey that has been conducted quarterly. This Survey covers 465 main establishments in Malaysia for Industry, Construction, Wholesale & retail trade and Services sectors.

Source: Business Tendency Statistics, Fourth Quarter, 2017

FORECAST OF BUSINESS PERFORMANCE FOR THE FOURTH QUARTER 2017

The business performance in the fourth quarter of 2017 is expected to increase as recorded by the confidence indicator of +14.0 per cent contributed by industry (+9.8%), construction (+22.8), wholesale & retail trade (+8.3%) and services (+23.6%) sectors.

Chart I: Quarterly Confidence Indicator, Malaysia, 2015-2017

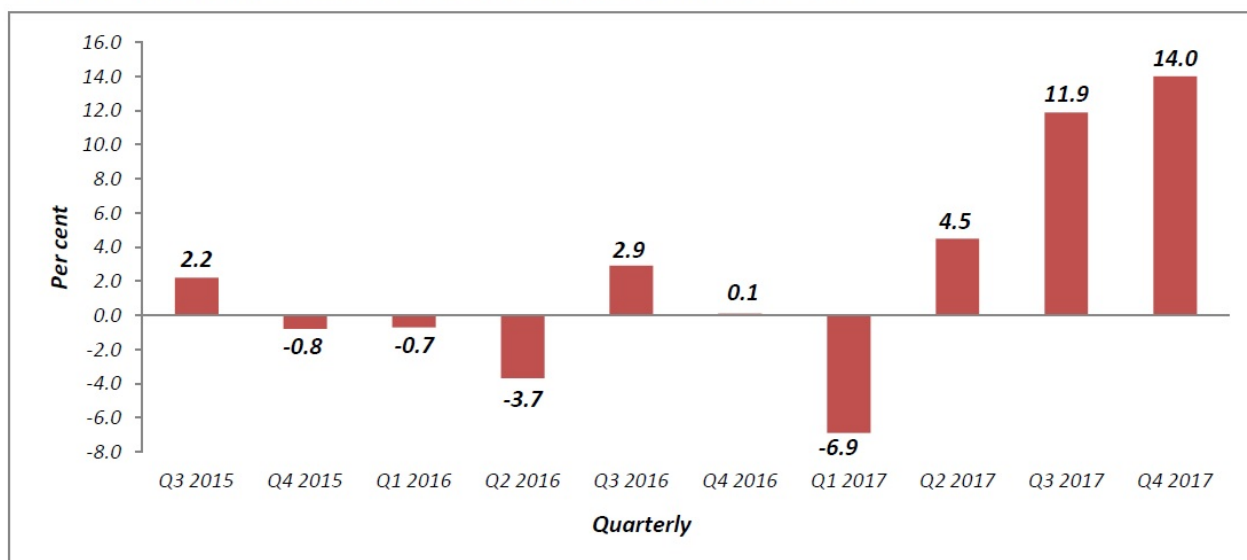
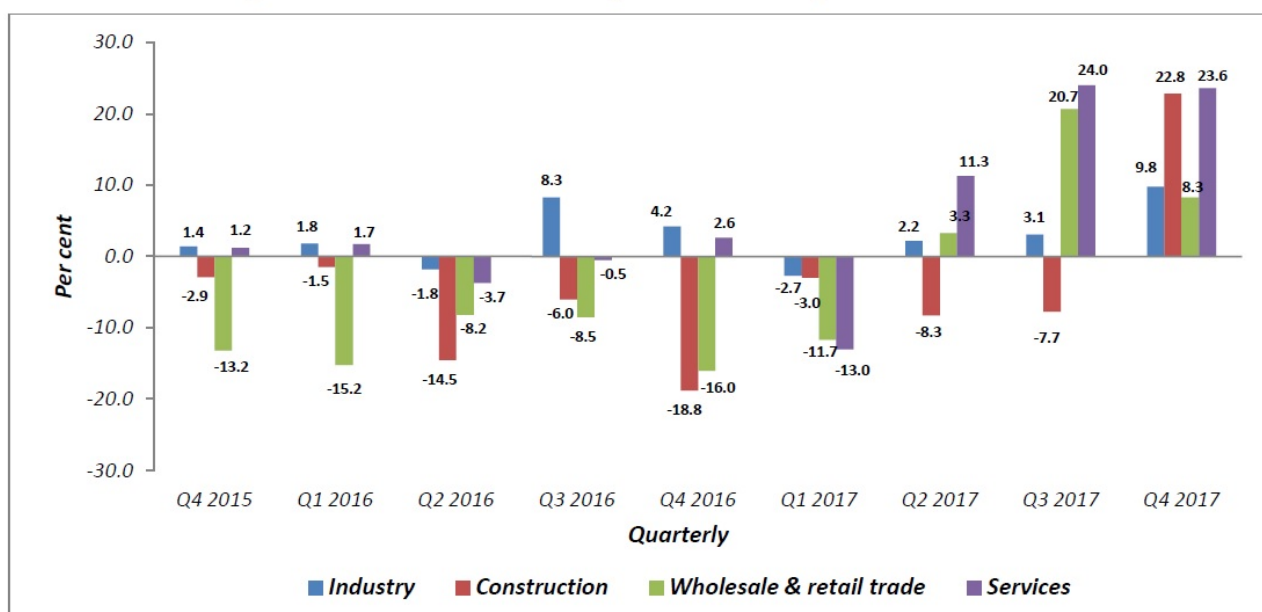


Chart II: Quarterly Confidence Indicator by Sector, Malaysia, 2015-2017



FORECAST OF GROSS REVENUE AND NUMBER OF EMPLOYEES

Forecast in the fourth quarter of 2017 showed 42.4 per cent of establishments covered in this survey expect an increase in gross revenue while, 8.1 per cent of establishments foresee a decrease. Meanwhile, 49.5 per cent of establishments predict that the gross revenue will be unchanged. The gross revenue in the fourth quarter of 2017 is expected to increase with a net balance of +34.2 per cent.

In terms of number of employees, 28.2 per cent of establishments predict an increase while, 7.1 per cent of establishments predict a decrease in the fourth quarter of 2017. The magnitude of the positive net balance for the number of employees in the fourth quarter of 2017 is +21.2 per cent. (Table 1)

Table 1: Expected of Net Balance Gross Revenue and Number of Employees, 2015-2017

| Period | | Gross Revenue (%) | | | | Number of Employees (%) | | | |
|--------|----|-------------------|------|------|-------------|-------------------------|------|------|-------------|
| | | Up | Same | Down | Net Balance | Up | Same | Down | Net Balance |
| 2015 | Q3 | 35.2 | 43.4 | 21.4 | 13.9 | 18.0 | 74.3 | 7.7 | 10.3 |
| | Q4 | 29.5 | 45.5 | 25.0 | 4.5 | 15.9 | 72.2 | 11.9 | 4.0 |
| 2016 | Q1 | 29.9 | 39.6 | 30.5 | -0.7 | 17.5 | 72.1 | 10.4 | 7.1 |
| | Q2 | 33.3 | 44.9 | 21.9 | 11.4 | 16.0 | 72.2 | 11.8 | 4.2 |
| | Q3 | 31.7 | 48.2 | 20.1 | 11.6 | 24.0 | 66.8 | 9.1 | 14.9 |
| | Q4 | 29.0 | 49.3 | 21.7 | 7.3 | 21.9 | 68.0 | 10.1 | 11.8 |
| 2017 | Q1 | 24.0 | 44.8 | 31.2 | -7.2 | 16.3 | 70.0 | 13.7 | 2.7 |
| | Q2 | 35.1 | 45.9 | 19.0 | 16.1 | 20.3 | 72.0 | 7.7 | 12.6 |
| | Q3 | 33.9 | 53.7 | 12.4 | 21.5 | 25.6 | 70.4 | 4.0 | 21.6 |
| | Q4 | 42.4 | 49.5 | 8.1 | 34.2 | 28.2 | 64.7 | 7.1 | 21.2 |

CURRENT SITUATION OF BUSINESS PERFORMANCE IN THE THIRD QUARTER 2017

The current situation of business performance in the third quarter 2017 is better with an overall net balance of all sectors +23.1 per cent as compared to +22.5 per cent in the previous quarter. More than half of the establishments (56.1%) reported the current situation of their business to remain the same. Meanwhile, 33.5 per cent of establishments showed improvement in their business climate while, 10.4 per cent of establishments showed less favourable conditions. (Chart III & Table 2).

Chart III: Quarterly Net Balance of Current Situation Overall of All Sectors, Malaysia, 2015-2017

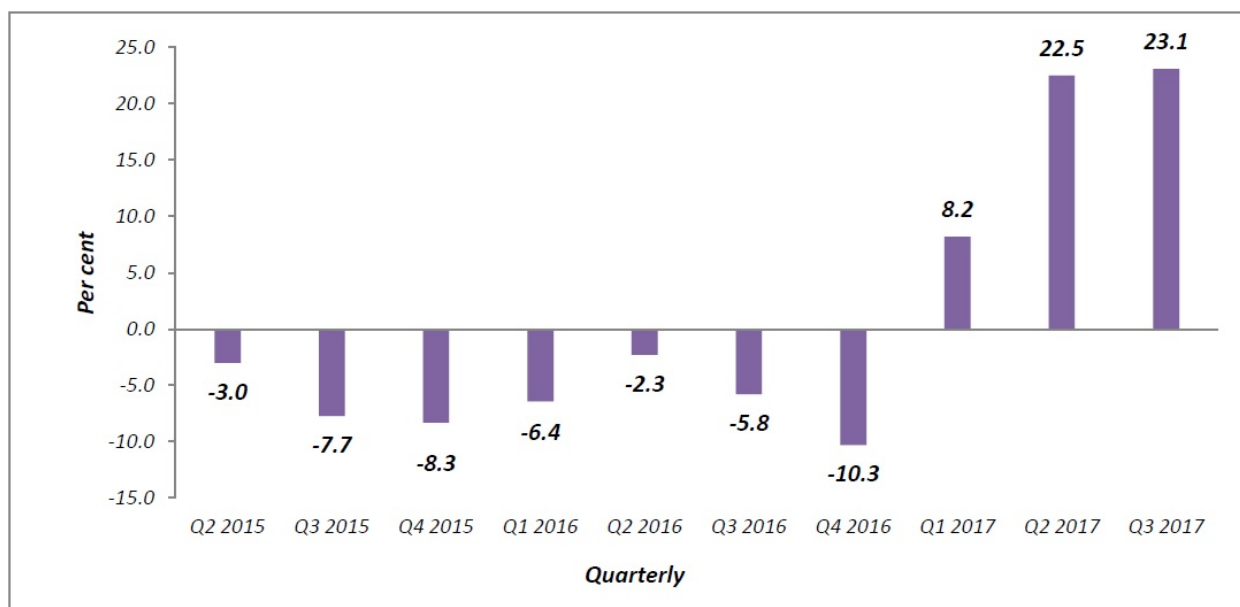


Table 2: Net Balance of Current Situation for Business Performance, 2015-2017

| Period | | Up (%) | Same (%) | Down (%) | Net Balance (%) |
|--------|----|--------|----------|----------|-----------------|
| 2015 | Q2 | 17.7 | 61.0 | 21.4 | -3.0 |
| | Q3 | 14.2 | 63.9 | 21.9 | -7.7 |
| | Q4 | 14.7 | 62.2 | 23.1 | -8.3 |
| 2016 | Q1 | 15.3 | 63.0 | 21.7 | -6.4 |
| | Q2 | 19.4 | 59.0 | 21.6 | -2.3 |
| | Q3 | 16.5 | 61.2 | 22.3 | -5.8 |
| | Q4 | 12.7 | 64.3 | 23.0 | -10.3 |
| 2017 | Q1 | 25.5 | 57.1 | 17.4 | 8.2 |
| | Q2 | 33.6 | 55.3 | 11.1 | 22.5 |
| | Q3 | 33.5 | 56.1 | 10.4 | 23.1 |

GROSS REVENUE AND NUMBER OF EMPLOYEES

In the third quarter of 2017, the establishments reported that their gross revenue increased with a net balance of +33.0 per cent. The establishments which reported increases in their business gross revenue were 43.8 per cent. In contrast, 9.8 per cent of establishments reported a decline. Meanwhile, 46.4 per cent of establishments have stated their business gross revenue remained the same.

In terms of number of employees, 29.2 per cent of establishments indicated an increase in employment, while 11.2 per cent of establishments reported a decrease. Meanwhile, 59.6 per cent of establishments remained the same. Overall, a net balance of +18.0 per cent for the number of employees were recorded in the third quarter of 2017.

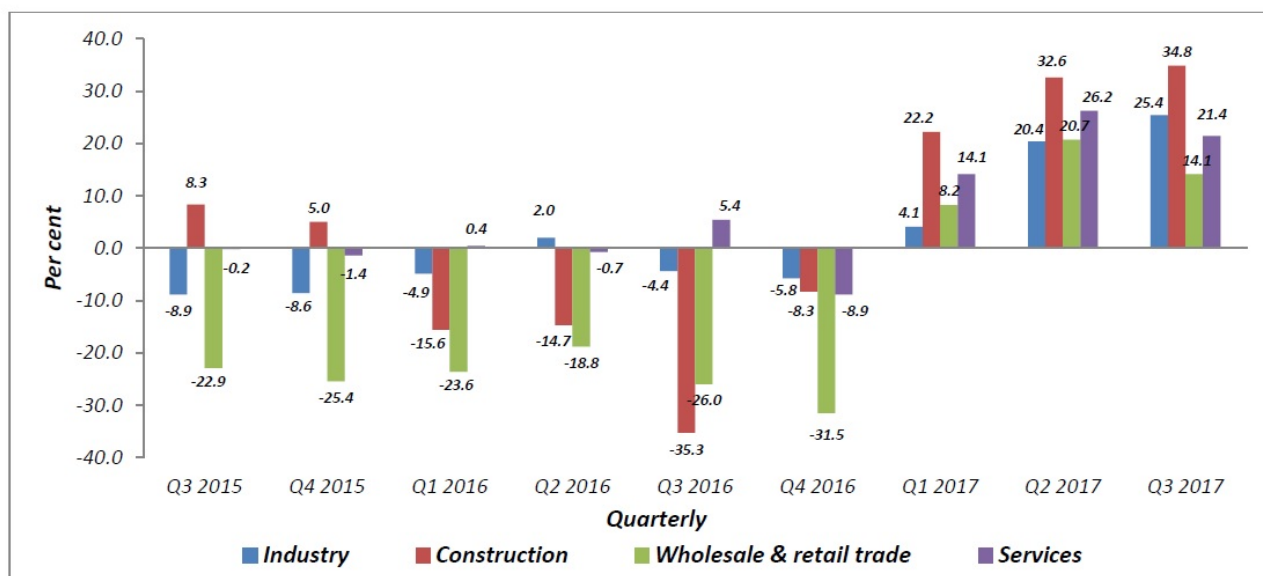
Table 3: Net Balance of Current Situation for Gross Revenue and Number of Employees, 2015-2017

| Period | | Gross Revenue (%) | | | | Number of Employees (%) | | | |
|--------|----|-------------------|------|------|-------------|-------------------------|------|------|-------------|
| | | Up | Same | Down | Net Balance | Up | Same | Down | Net Balance |
| 2015 | Q2 | 32.9 | 36.2 | 30.9 | 2.0 | 20.3 | 63.2 | 16.5 | 3.8 |
| | Q3 | 29.6 | 37.2 | 33.2 | -3.6 | 17.4 | 63.7 | 18.9 | -1.4 |
| | Q4 | 32.4 | 36.7 | 30.9 | 1.5 | 19.1 | 63.9 | 17.0 | 2.0 |
| 2016 | Q1 | 20.9 | 36.5 | 42.6 | -21.7 | 19.4 | 61.6 | 19.0 | 0.3 |
| | Q2 | 32.3 | 40.3 | 27.5 | 4.8 | 18.2 | 65.2 | 16.6 | 1.6 |
| | Q3 | 28.4 | 39.7 | 31.9 | -3.5 | 18.9 | 59.9 | 21.2 | -2.3 |
| | Q4 | 31.8 | 33.0 | 35.2 | -3.4 | 17.6 | 60.5 | 21.9 | -4.3 |
| 2017 | Q1 | 40.8 | 36.6 | 22.6 | 18.2 | 23.0 | 64.7 | 12.3 | 10.7 |
| | Q2 | 47.9 | 36.2 | 15.9 | 32.0 | 27.3 | 63.4 | 9.3 | 17.9 |
| | Q3 | 43.8 | 46.4 | 9.8 | 33.0 | 29.2 | 59.6 | 11.2 | 18.0 |

NET BALANCE OF CURRENT SITUATION BY SECTOR

The current business situation for all sectors of industry, construction, wholesale & retail trade and services increased in the third quarter 2017 with a net balance of +25.4 per cent, +34.8 per cent, +14.1 per cent and +21.4 per cent respectively.

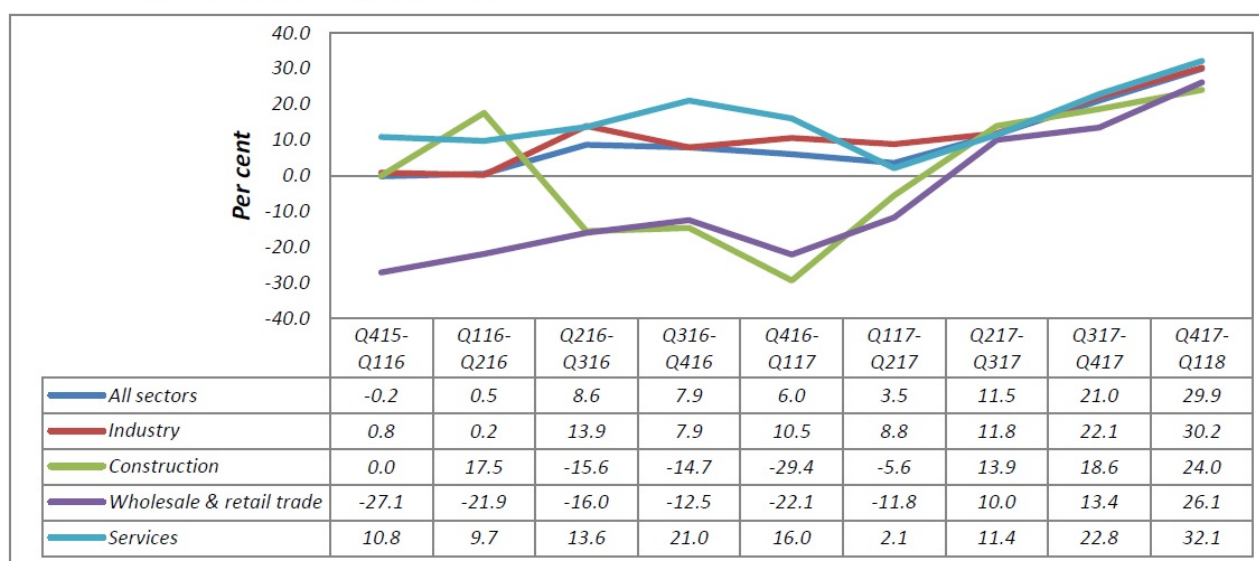
Chart IV: Quarterly Net Balance of Current Situation by Sector, Malaysia, 2015-2017



EXPECTATIONS OF BUSINESS PERFORMANCE OCTOBER 2017-MARCH 2018

The business performance in October 2017 to March 2018 is expected to increase with a net balance of +29.9 per cent. All sectors, i.e. industry, construction, wholesale & retail trade and services are expected to increase with the net balance of +30.2 per cent, +23.9 per cent, +26.1 per cent and +32.1 per cent respectively.

Chart V: Net Balance of Business Performance Expectation for Upcoming Six Month by Sector, Malaysia, 2015-2017



Released By:

DATO' SRI DR. MOHD UZIR MAHIDIN
CHIEF STATISTICIAN MALAYSIA
DEPARTMENT OF STATISTICS, MALAYSIA

30 November 2017

Contact person:

Ho Mei Kei
Public Relation Officer
Corporate and User Services Division
Department of Statistics, Malaysia
Tel : +603-8885 7942
Fax : +603-8888 9248
Email : mkho[at]stats.gov.my

Contact person:

Baharudin Mohamad
Public Relation Officer
Strategic Communication and International Division
Department of Statistics Malaysia
Tel : +603-8090 4681
Fax : +603-8888 9248
Email : baharudin[at]dosm.gov.my

Copyright ©2026 Department of Statistics Malaysia Official Portal. All Rights Reserved.