



ABRIDGED LIFE TABLES, MALAYSIA, 2018-2020

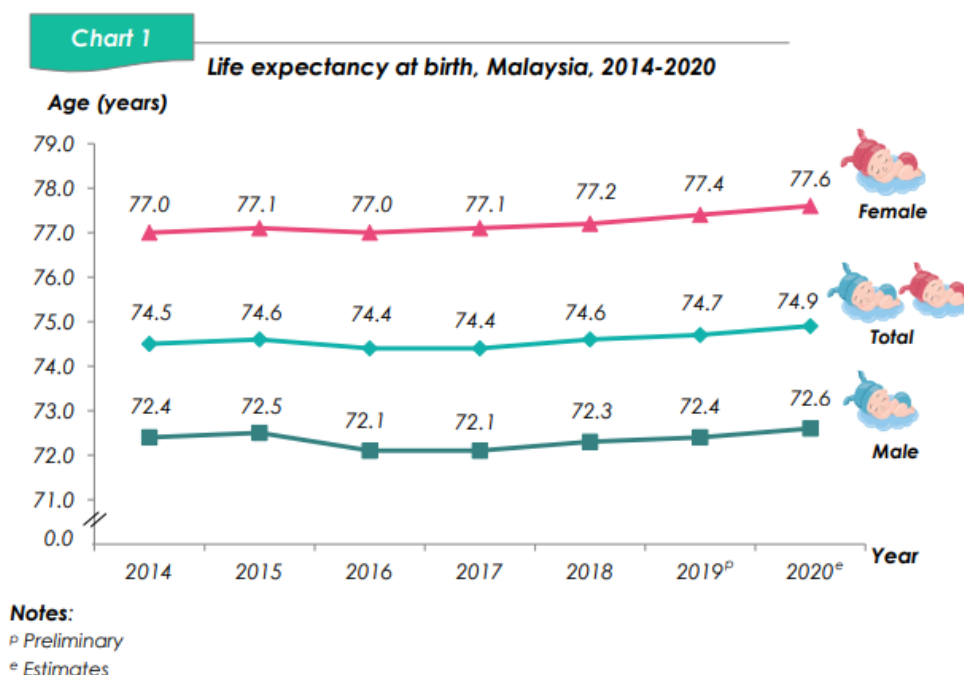
INTRODUCTION

- The Abridged Life Tables, Malaysia, 2018-2020 presents life tables by age, ethnic group and sex. These life tables are generated based on the mortality statistics for the three-year period and mid-year population estimates of Malaysia.
- Life table is a table that shows the probability that a person at a certain age will die before reaching his or her next birthday. A life table is prepared from age-specific mortality rates and the derived values are used to measure mortality, survival ratio and life expectancy.
- The average remaining age (years) for a person is expected to live at the beginning of a certain age if the age-specific death rates of the given period continued throughout his or her lifetime.

LIFE EXPECTANCY AT BIRTH

Life Expectancy at Birth Increased by 0.4 Years

A newborn baby in 2020 is expected to live 0.4 years longer to 74.9 years old, against 74.5 years old in 2014. A newborn girl is expected to live longer up to 77.6 years, while a newborn boy is expected to live until 72.6 years in 2020. For the period of 2014-2020, life expectancy at birth for male has increased by 0.2 years, from 72.4 years old (2014) to 72.6 years old (2020), while female increased by 0.6 years as compared to 77.0 years old for the same period.



LIFE EXPECTANCY AT THE AGE OF 15 YEARS OLD

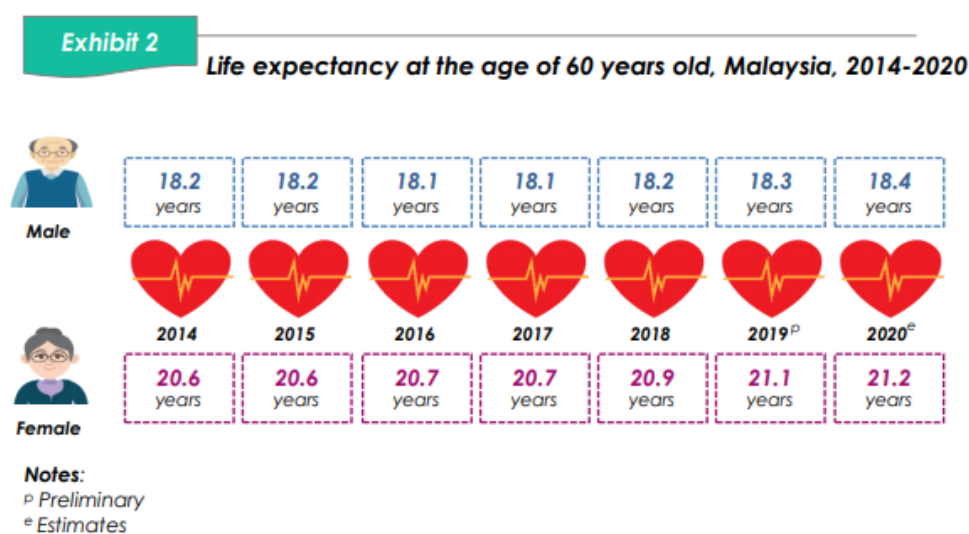
Females at the Age of 15 Years Old is Expected to Live 4.8 Years Longer

Males and females who reach the age of 15 years old in 2020 are expected to live another 58.4 and 63.2 years respectively. This indicates that male at the age of 15 years is expected to live until the age of 73.4 years and female up to the age of 78.2 years.

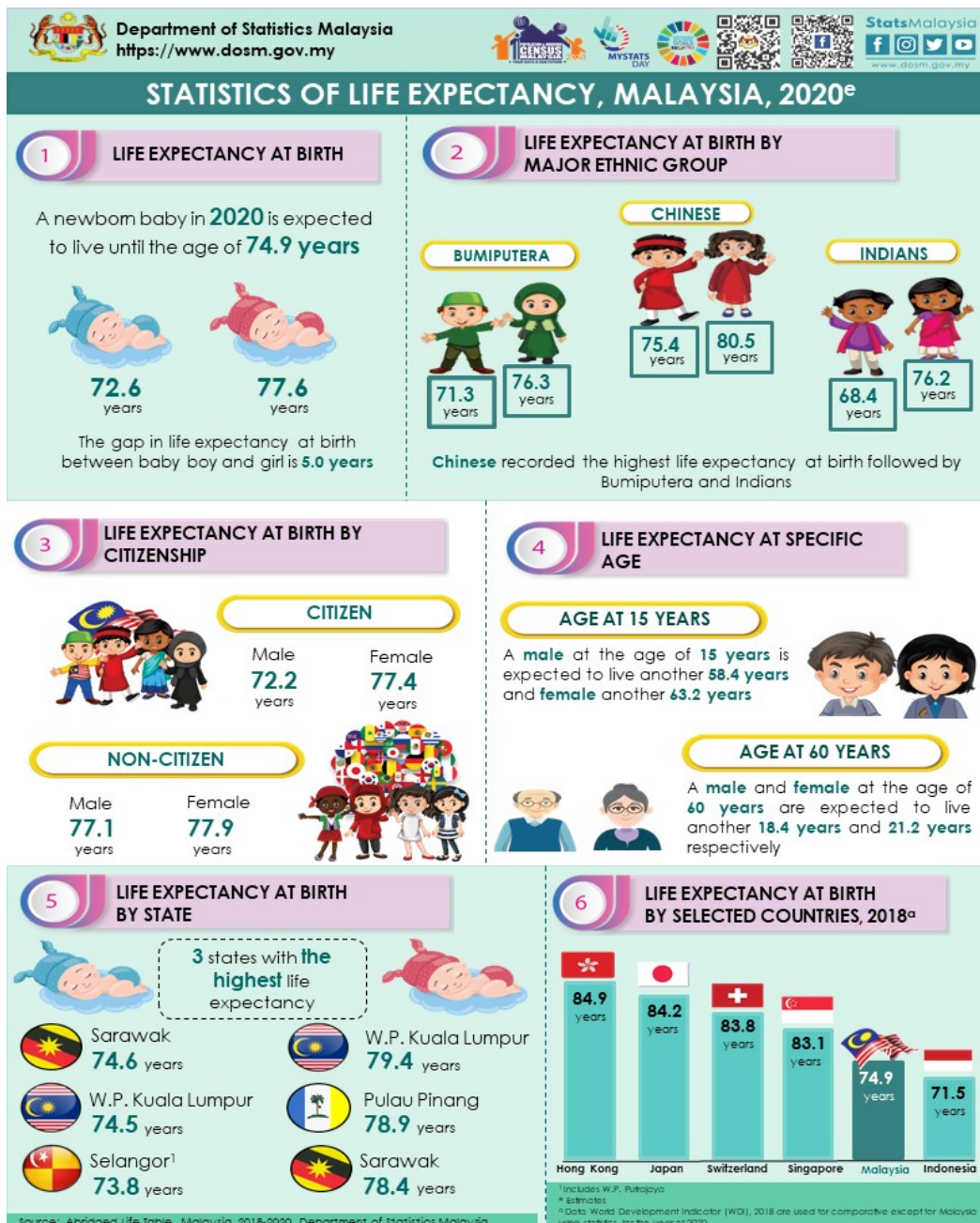
LIFE EXPECTANCY AT THE AGE OF 60 YEARS OLD

Life Expectancy at the Age of 60 Years Old Increased

Males and females who reach the age of 60 years old is expected to live further 18.4 years and 21.2 years respectively. Thus, males aged 60 years are expected to live until the age of 78.4 years old and females, 81.2 years old. The gaps for males and females life expectancy at the age of 60 years old are between 2.4 to 2.8 years for the period of 2014-2020.



This situation is in line with the increasing number of population aged 60 years and over every year. Based on the population estimates for 2020, the population age 60 years and over increased from 3.4 million (2019) to 3.5 million (2020) which represents 10.7 per cent of the total population.



Released By:

DATO' SRI DR. MOHD UZIR MAHIDIN
CHIEF STATISTICIAN MALAYSIA
DEPARTMENT OF STATISTICS, MALAYSIA

DrUzir_Mahidin Dr_Uzir

#myHariBulan# #myBulan# #myTahun#

Contact person:

Mohd Yusrizal Ab Razak

Public Relation Officer

Strategic Communication and International Division

Department of Statistics, Malaysia

Tel : +603-8885 7942

Fax : +603-8888 9248

Email : yusrizal.razak[at]dosm.gov.my

Contact person:

Baharudin Mohamad

Public Relation Officer

Strategic Communication and International Division

Department of Statistics Malaysia

Tel : +603-8090 4681

Fax : +603-8888 9248

Email : baharudin[at]dosm.gov.my

Copyright ©2026 Department of Statistics Malaysia Official Portal. All Rights Reserved.