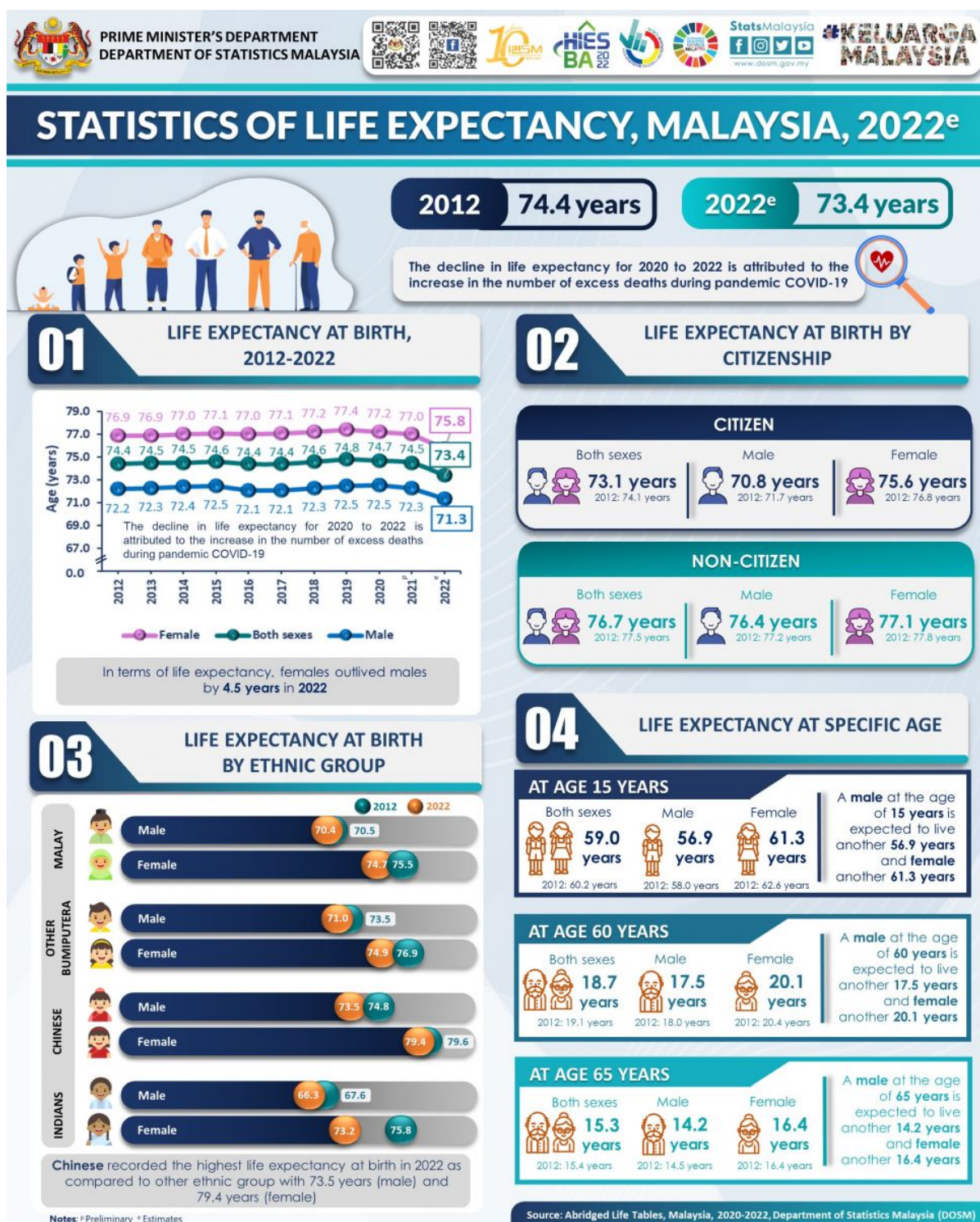




ABRIDGED LIFE TABLES, 2020-2022





05

LIFE EXPECTANCY AT BIRTH BY STATE, MALAYSIA, 2022^e



MALAYSIA

Both sexes: 73.4 years Male: 71.3 years Female: 75.8 years



JOHOR

Both sexes: 73.1 years
Male: 71.2 years
Female: 75.4 years



KEDAH

Both sexes: 70.9 years
Male: 68.6 years
Female: 73.4 years



KELANTAN

Both sexes: 71.0 years
Male: 68.7 years
Female: 73.3 years



MELAKA

Both sexes: 72.5 years
Male: 70.2 years
Female: 74.8 years



NEGERI SEMBILAN

Both sexes: 72.4 years
Male: 70.2 years
Female: 74.9 years



PAHANG

Both sexes: 72.4 years
Male: 70.2 years
Female: 75.1 years



PERAK

Both sexes: 73.1 years
Male: 70.3 years
Female: 76.1 years



PERLIS

Both sexes: 72.3 years
Male: 69.4 years
Female: 75.3 years



PULAU PINANG

Both sexes: 73.2 years
Male: 70.9 years
Female: 75.8 years



SABAH

Both sexes: 73.5 years
Male: 72.0 years
Female: 75.2 years



SARAWAK

Both sexes: 74.3 years
Male: 72.1 years
Female: 76.9 years



SELANGOR

Both sexes: 75.2 years
Male: 73.3 years
Female: 77.5 years



TERENGGANU

Both sexes: 71.0 years
Male: 69.0 years
Female: 73.1 years



W.P. KUALA LUMPUR

Both sexes: 74.0 years
Male: 71.8 years
Female: 76.6 years



W.P. LABUAN

Both sexes: 74.5 years
Male: 72.4 years
Female: 76.8 years



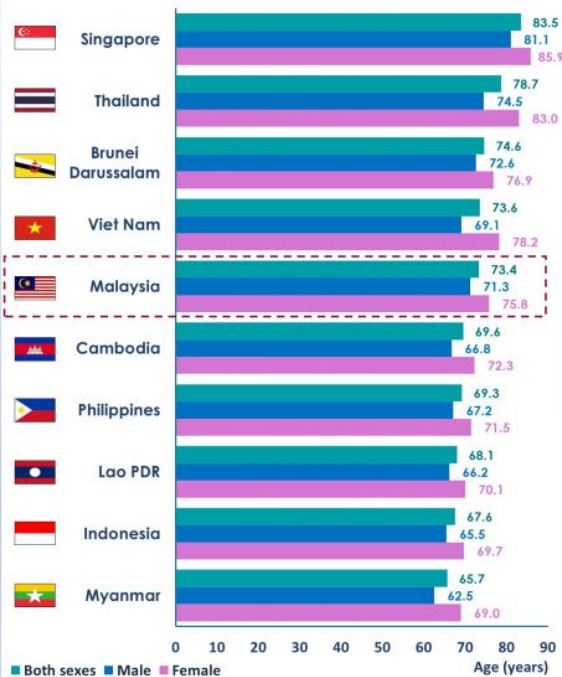
W.P. PUTRAJAYA

Both sexes: 74.5 years
Male: 71.9 years
Female: 77.0 years

Six states recorded life expectancy above the national level (73.4 years) namely **Selangor** (75.2 years), **W.P. Putrajaya** (74.5 years), **W.P. Labuan** (74.5 years), **Sarawak** (74.3 years), **W.P. Kuala Lumpur** (74.0 years) and **Sabah** (73.5 years) in 2022.

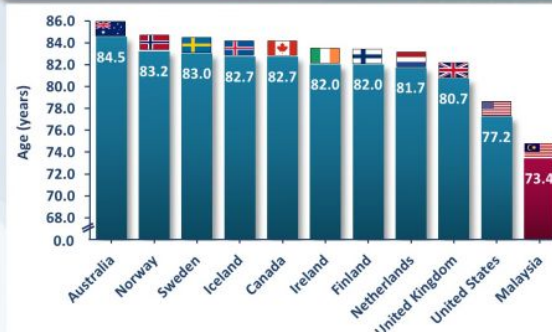
06

LIFE EXPECTANCY AT BIRTH BY ASEAN COUNTRY, 2021^a



07

LIFE EXPECTANCY BY SELECTED COUNTRIES, 2021^a



Notes:

^e Estimates

^a Statistics of life expectancy at birth for ASEAN and selected countries are obtained from the World Population Prospects, updated July 2022 except Malaysia and Singapore (latest release)

Source: Abridged Life Tables, Malaysia, 2020-2022, Department of Statistics Malaysia (DOSM)

- A baby born in 2022 on average is expected to live until 73.4 years. The decline in life expectancy for 2020 to 2022 is attributed to the increase in the number of excess deaths during pandemic COVID-19.
- A baby boy born in year 2020, 2021 and 2022 on average is expected to live up to 72.5 years, 72.3 years and 71.3 years.
- A baby girl born in year 2020, 2021 and 2022 on average is expected to live up to 77.2 years, 77.0 years and 75.8 years.
- Males who reach the age of 15 years in 2022 is expected to live another 56.9 years.
- Females who reach the age of 15 years in 2022 is expected to live another 61.3 years.
- Males and females who reach the age of 60 years in 2022 are expected to live for another 17.5 years and 20.1 years, respectively. Thus, males aged 60 years in 2022 are expected to live until the age of 77.5 years and females, 80.1 years.
- Males and females who reach the age of 65 years in 2022 are expected to live for another 14.2 years and 16.4 years, respectively. Thus, males aged 65 years in 2022 are expected to live until the age of 79.2 years and females, 81.4 years.
- Chinese recorded the highest life expectancy at birth with males, 73.5 years and females, 79.4 years.
- Selangor recorded the highest life expectancy at birth for 2020 to 2022. Terengganu recorded the lowest life expectancy at birth for 2020 and 2021 while Kedah recorded the lowest life expectancy at birth for 2022.

The full publication of the Abridged Life Tables, Malaysia, 2020-2022 can be downloaded through eStatistik portal.

Released by:

DEPARTMENT OF STATISTICS MALAYSIA

28 September 2022

Contact person:

Baharudin Mohamad

Public Relation Officer

Strategic Communication and International Division

Department of Statistics, Malaysia

Tel : +603-8885 7942

Fax : +603-8888 9248

Email : baharudin[at]dosm.gov.my

Contact person:

Baharudin Mohamad

Public Relation Officer

Strategic Communication and International Division

Department of Statistics Malaysia

Tel : +603-8090 4681

Fax : +603-8888 9248

Email : baharudin[at]dosm.gov.my

Copyright ©2025 Department of Statistics Malaysia Official Portal. All Rights Reserved.