



## MONTHLY MANUFACTURING STATISTICS MALAYSIA NOVEMBER 2014

### PERFORMANCE IN NOVEMBER 2014

#### 1. SALES VALUE

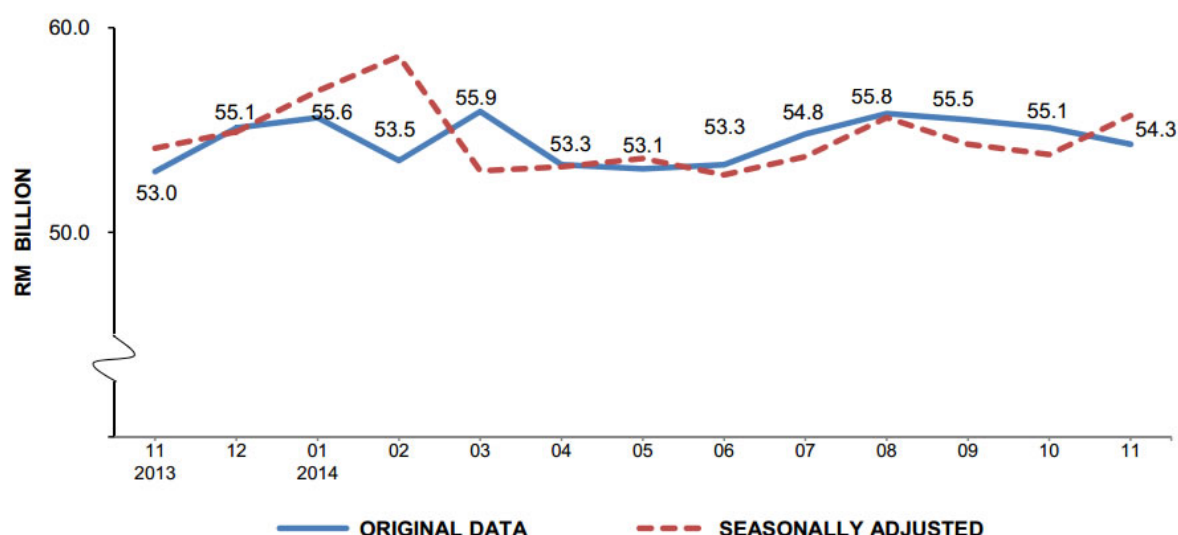
The sales value of the Manufacturing sector in November 2014 rose **2.5% (RM1.3 billion)** to record **RM54.3 billion** as compared to **RM53.0 billion** reported a year ago. Meanwhile, month-on-month basis, the sales value has decreased by **1.5% (RM0.8 billion)** compared with the preceding month.

The sales value in October 2014 has been revised based on latest data available.

On a seasonally adjusted month-on-month, the sales value in November 2014 increased by **3.5%**. Year-on-year, the increase in sales value in November 2014 was contributed by **59 of 138** industries surveyed.

Table A shows the five (5) main industries that recorded increase in sales value on yearly basis

**Chart 1 : Sales Value of the Manufacturing Sector**



**Table A : Sales value of manufacturing industries**  
(percentage change from corresponding month of preceding year)

Industries	Sales Value		Increase	
	November, 2013	November, 2014	RM (Million)	%
Manufacture of electrical capacitors and resistors	1,992.6	3,028.5	1,035.9	52.0
Manufacture of plastics in primary forms	1,172.0	1,673.9	501.9	42.8
Manufacture of consumer electronics	2,628.6	2,904.1	275.5	10.5
Manufacture of computers	2,256.5	2,462.8	206.3	9.1
Manufacture of passenger cars	1,842.1	2,019.8	177.7	9.6

## 2. NUMBER OF EMPLOYEES

Total employees engaged in the Manufacturing sector in November 2014 was **1,030,383** persons, an increase of **0.1%** compared with the preceding month. Meanwhile, year-on-year basis, the number of employees increased by **1.5%** or **15,036** persons as compared to **1,015,347** persons in November 2013.

The total employees in October 2014 has been revised to record **1,028,991** persons.

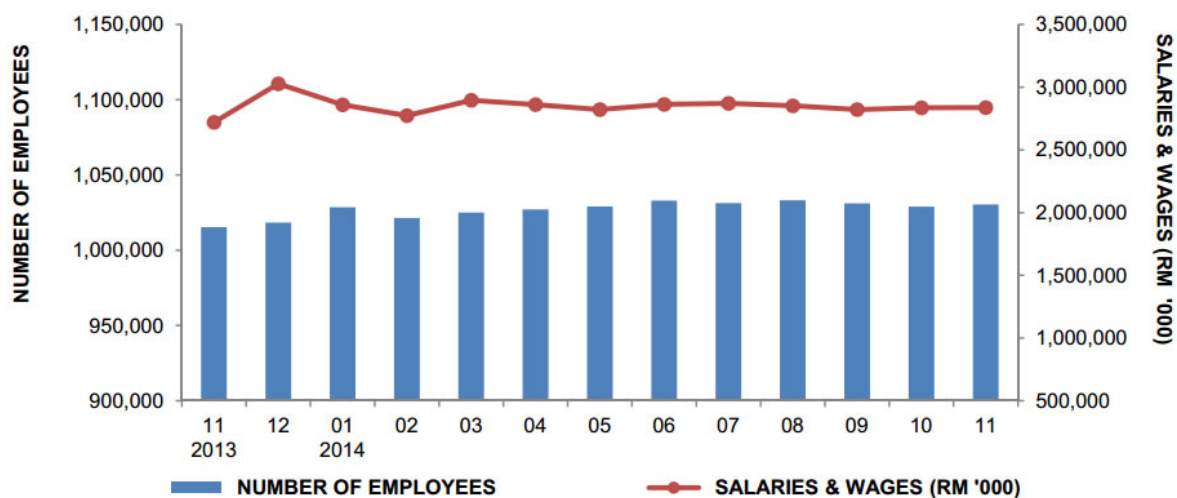
## 3. SALARIES & WAGES

Month-on-month basis, salaries & wages paid in November 2014 increased by **0.1% (RM1.8 million)** to register **RM2,837.8 million**.

Meanwhile, the total amount paid in November 2014, has increased by **4.3% (RM111.9 million)** as compared with the corresponding month of the previous year.

Salaries & wages paid in October 2014 has been revised to record **RM2,836.0 million**.

**Chart 2 : Number of Employees and Salaries & Wages in Manufacturing Sector**



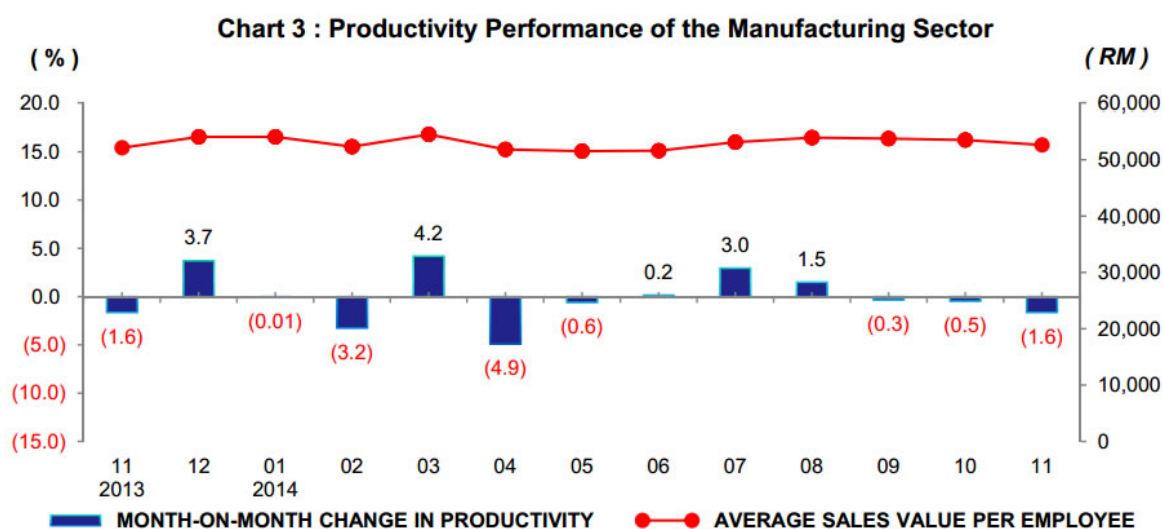
#### 4. AVERAGE SALARIES & WAGES PER EMPLOYEE

Month-on-month basis, the average salaries & wages per employee recorded a decrease of **0.1%** in November 2014 to register **RM2,754**. Meanwhile, average salaries & wages paid per employee grew by **2.8%** in November 2014 as compared to the same month in 2013. Average salaries & wages paid per employee in October 2014 has been revised to **RM2,756**.

Productivity or average sales value per employee in November 2014 has decreased by **1.6%** month-on-month to register **RM52,672**.

Meanwhile, productivity in November 2014 rose **1.0%** as compared with the same month of the previous year.

Productivity in October 2014 has been revised to **RM53,539**.



#### 6. PERFORMANCE IN THE PERIOD JANUARY - NOVEMBER 2014

During January - November 2014, the sales value of the Manufacturing sector expanded by **6.1%** to register **RM600.1 billion**. The number of employees engaged during the period, increased by **1.5%** to register **1,030,383** persons.

Cumulatively, productivity has increased by **4.6%** to record **RM582,421** as shown in Table B.

**Table B: Sales Value, Number of Employees and Salaries & Wages, January - November 2014**

Monthly Manufacturing Statistics	January - November		
	2013	2014	% Change
Sales Value (RM million)	565,497.0	600,116.4	6.1
Number of Employees	1,015,347	1,030,383	1.5
Salaries & Wages (RM million)	29,467.3	31,296.5	6.2
Productivity (RM)	556,950	582,421	4.6

**\* Notes:**

1. Data for November 2014 is **provisional**. The data will be updated based on the latest available figures and subsequently published in the December 2014 publication.

**THE OFFICE OF CHIEF STATISTICIAN MALAYSIA**  
**DEPARTMENT OF STATISTICS MALAYSIA**  
**#myHariBulan# #myBulan# #myTahun#**

**Contact person:**

Norrita binti Amran  
Public Relation Officer  
Corporate and User Services Division  
Department of Statistics, Malaysia  
**Tel** : +603-8885 7942  
**Fax** : +603-8888 9248  
**Email** : norrita.amran@stats.gov.my

**Contact person:**

Baharudin Mohamad  
Public Relation Officer  
Strategic Communication and International Division  
Department of Statistics Malaysia  
**Tel** : +603-8090 4681  
**Fax** : +603-8888 9248  
**Email** : baharudin[at]dosm.gov.my

**Copyright ©2025 Department of Statistics Malaysia Official Portal. All Rights Reserved.**