



MONTHLY MANUFACTURING STATISTICS MALAYSIA, MARCH 2016

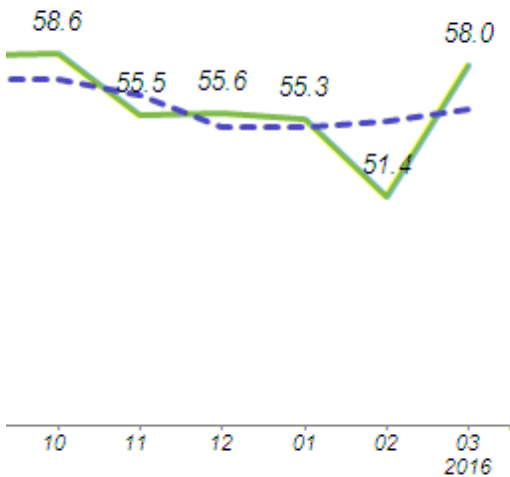
PERFORMANCE IN MARCH 2016

1. SALES VALUE

The sales value of the Manufacturing sector in March 2016 decreased by 0.6% (RM0.4 billion) to record RM58.0 billion as compared to RM58.4 billion reported a year ago (Chart 1). Meanwhile, month-on-month basis, the sales value increased by 13.0% (RM6.6 billion) compared with the preceding month. The sales value in February 2016 remained unchanged.

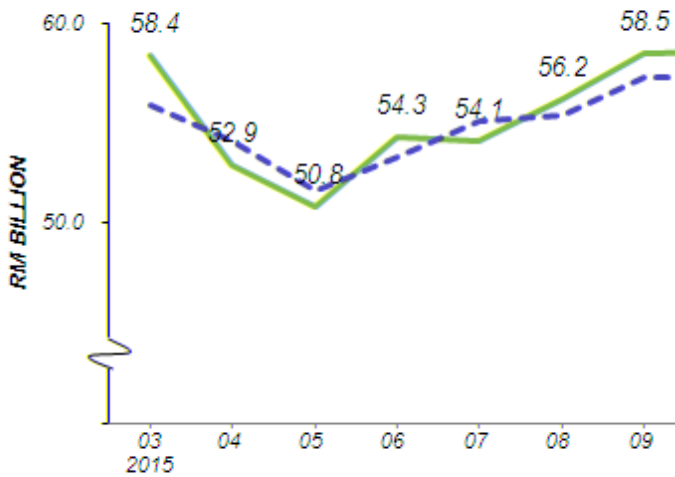
On a seasonally adjusted month-on-month, the sales value in March 2016 increased by 1.1%. Table A shows the five (5) industries that recorded decrease in sales value on yearly basis.

Manufacturing Sector



SEASONALLY ADJUSTED

Chart 1 : Sales Value of the Manufacturing Sector



ORIGINAL DATA

Table A : Sales value of manufacturing industries
(percentage change from corresponding month of preceding year)

Industries	Sales Value		Decrease	
	March, 2015	March, 2016	RM (Million)	%
Manufacture of refined petroleum products	11,389.8	8,251.9	3,137.9	27.5
Manufacture of passenger cars and commercial vehicles	2,146.9	1,894.3	252.6	11.8
Manufacture of liquefied or compressed inorganic industrial or medical gases	445.5	237.0	208.5	46.8
Manufacture of builders' plastics ware	766.7	627.5	139.2	18.2
Manufacture of rubber gloves	1,044.5	906.9	137.6	13.2

2. NUMBER OF EMPLOYEES

Total employees engaged in the Manufacturing sector in March 2016 was 1,024,175 persons, a decrease of 0.5% or 5,177 persons as compared to 1,029,352 persons in March 2015 (Chart 2). Meanwhile, month-on-month basis, the number of employees decreased by 0.4% as compared to 1,028,301 persons in the preceding month.

3. SALARIES & WAGES

Year-on-year basis, salaries & wages paid in March 2016 increased by 4.0% (RM122.5 million) as compared with the corresponding month of the previous year. Meanwhile, month-on-month basis, the total amount paid in March 2016, decreased by 0.2% (RM5.9 million) to register RM3,204.1million.

Salaries and Wages in Manufacturing Sector

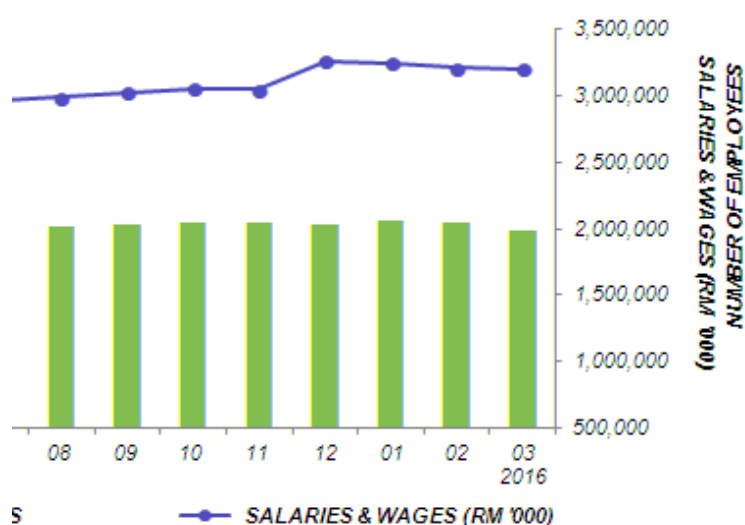
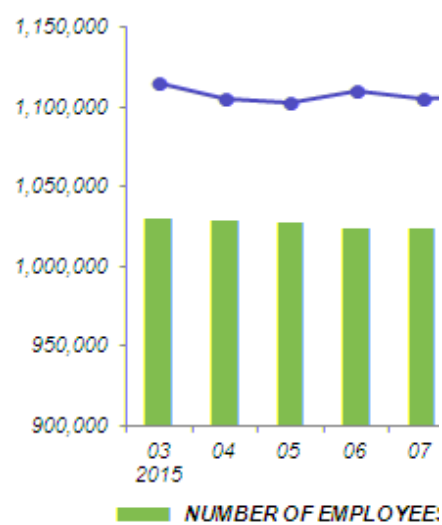


Chart 2 : Number of Employee



4. AVERAGE SALARIES & WAGES PER EMPLOYEE

The average salaries & wages paid per employee increased by 4.5% in March 2016 as compared to the same month in 2015. Meanwhile, average salaries & wages paid per employee registered RM3,128 in March 2016, an increase of 0.2% compared to previous month.

5. PRODUCTIVITY

Productivity or average sales value per employee in March 2016 decreased by 0.1% as compared with the same month of the previous year. Meanwhile, productivity in March 2016 increased by 13.4% month-on-month to register RM56,665 (Chart 3).

Chart 2: Performance of the Manufacturing Sector

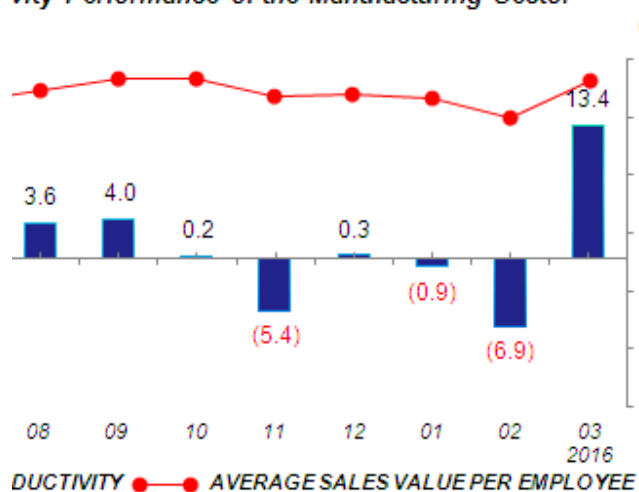
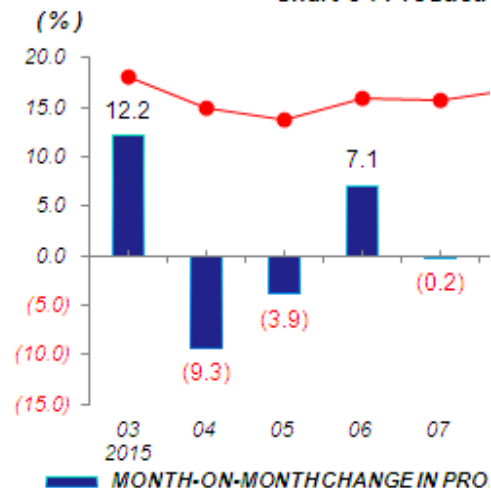


Chart 3: Productivity



6. PERFORMANCE IN THE PERIOD JANUARY - MARCH 2016

During January - March 2016, the sales value of the Manufacturing sector decreased 1.8% to register RM106.6 billion. The number of employees engaged during the period, decreased by 0.5% to register 1,024,175 persons.

Cumulatively, productivity decreased by 1.3% to record RM160,795 as shown in Table B.

Table B: Sales Value, Number of Employees and Salaries & Wages, January - March 2016

Monthly Manufacturing Statistics	January - March		
	2015	2016	% Change
Sales Value (RM million)	167,669.2	164,682.7	-1.8
Number of Employees	1,029,352	1,024,175	-0.5
Salaries & Wages (RM million)	9,041.5	9,665.1	6.9
Productivity (RM)	162,888	160,795	-1.3

*** Notes:**

Data for March 2016 is **provisional**. The data will be updated based on the latest available figures and subsequently published in the April 2016 publication.

**THE OFFICE OF CHIEF STATISTICIAN MALAYSIA
DEPARTMENT OF STATISTICS MALAYSIA
12 MAY 2016**

Contact person:

Ho Mei Kei
Public Relation Officer
Corporate and User Services Division
Department of Statistics, Malaysia
Tel : +603-8885 7942
Fax : +603-8888 9248
Email : mkho@stats.gov.my

Contact person:

Baharudin Mohamad
Public Relation Officer
Strategic Communication and International Division
Department of Statistics Malaysia
Tel : +603-8090 4681
Fax : +603-8888 9248
Email : baharudin[at]dosm.gov.my

Copyright ©2026 Department of Statistics Malaysia Official Portal. All Rights Reserved.