



MONTHLY MANUFACTURING STATISTICS MALAYSIA, JUNE 2015

PERFORMANCE IN JUNE 2015

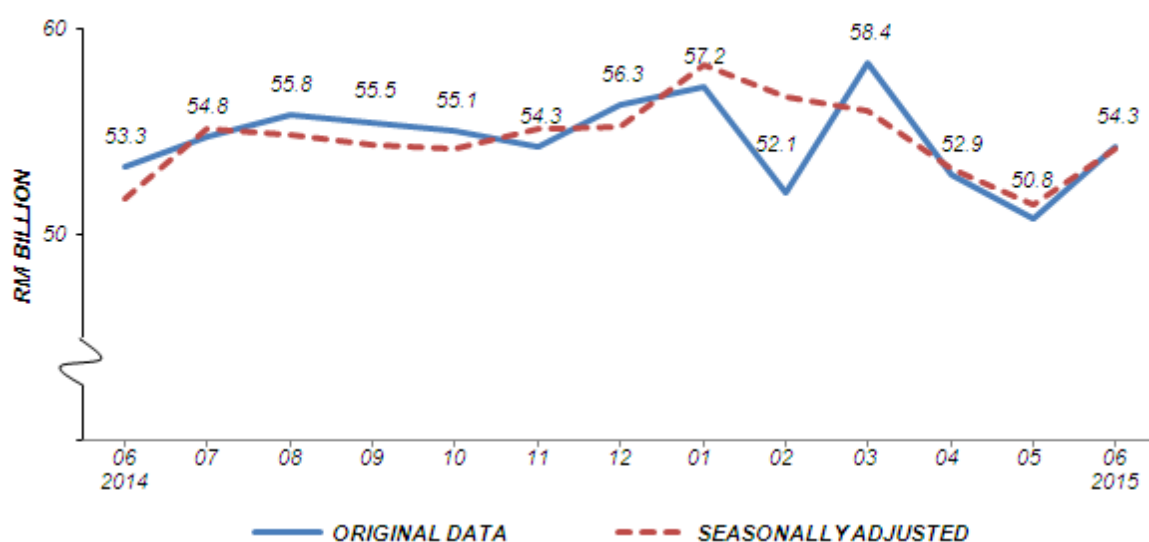
1. SALES VALUE

The sales value of the Manufacturing sector in June 2015 increased by 1.7% (RM1.0 billion) to record RM54.3 billion as compared to RM53.3 billion reported a year ago (Chart 1). Meanwhile, month-on-month basis, the sales value increased by 6.8% (RM3.5 billion) compared with the preceding month. The sales value in May 2015 remained unchanged.

On a seasonally adjusted month-on-month, the sales value in June 2015 increased by 5.3%.

Year-on-year, the increase in sales value in June 2015 was due to the increase in 66 of 138 industries surveyed. Table A shows the five (5) main industries that recorded increase in sales value on yearly basis.

Chart 1 : Sales Value of the Manufacturing Sector



**Table A : Sales value of manufacturing industries
(percentage change from corresponding month of preceding year)**

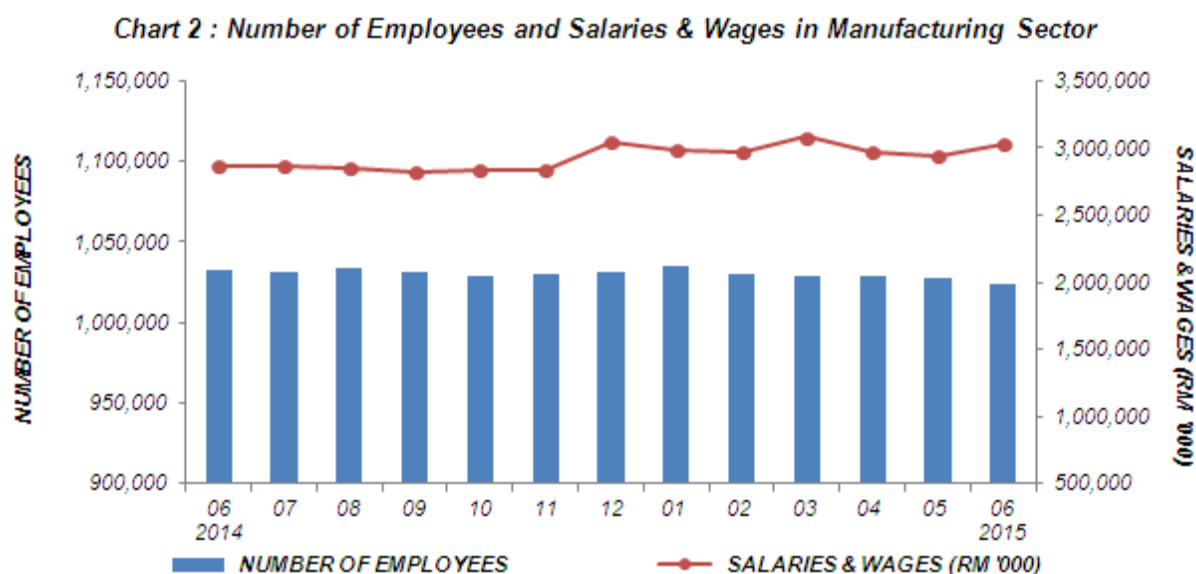
| Industries | Sales Value | | Increase | |
|---|-------------|------------|--------------|------|
| | June, 2014 | June, 2015 | RM (Million) | % |
| Manufacture of basic organic chemicals | 1,678.0 | 2,161.6 | 483.6 | 28.8 |
| Manufacture of electrical capacitors and resistors | 2,920.0 | 3,357.6 | 437.6 | 15.0 |
| Manufacture of consumer electronics | 2,409.2 | 2,617.9 | 208.7 | 8.7 |
| Manufacture of diverse plastic products n.e.c. | 280.7 | 452.8 | 172.1 | 61.3 |
| Manufacture of other electronic and electric wires and cables | 709.0 | 866.3 | 157.3 | 22.2 |

2. NUMBER OF EMPLOYEES

Total employees engaged in the Manufacturing sector in June 2015 was 1,024,200 persons, a decrease of 0.8% or 8,748 persons as compared to 1,032,948 persons in June 2014 (Chart 2). Meanwhile, month-on-month basis, the number of employees decreased by 0.3% as compared to 1,027,503 persons in the preceding month.

3. SALARIES & WAGES

Year-on-year basis, salaries & wages paid in June 2015 increased by 5.8% (RM166.0 million) as compared with the corresponding month of the previous year. Meanwhile, month-on-month basis, the total amount paid in June 2015, increased by 3.1% (RM91.3 million) to register RM3,029.0 million.

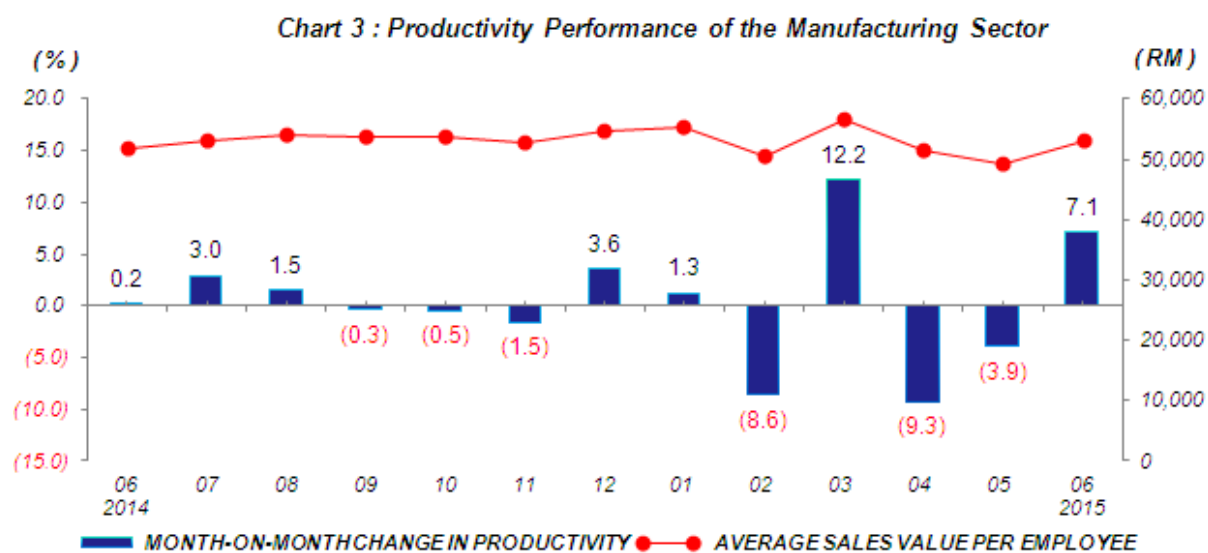


4. AVERAGE SALARIES & WAGES PER EMPLOYEE

The average salaries & wages paid per employee increased by 6.7% in June 2015 as compared to the same month in 2014. Meanwhile, average salaries & wages per employee registered RM2,957 in June 2015, an increase of 3.4% compared to previous month.

5. PRODUCTIVITY

Productivity or average sales value per employee in June 2015 increased by 2.6% as compared with the same month of the previous year. Meanwhile, productivity in June 2015 increased by 7.1% month-on-month to register RM52,983 (Chart 3).



6. PERFORMANCE IN THE PERIOD JANUARY - JUNE 2015

During January - June 2015, the sales value of the Manufacturing sector increased 0.3% to register RM325.7 billion. The number of employees engaged during the period, decreased by 0.8% to register 1,024,200 persons.

Cumulatively, productivity increased by 1.2% to record RM318,000 as shown in Table B.

Table B: Sales Value, Number of Employees and Salaries & Wages, January - June 2015

| Monthly Manufacturing Statistics | January - June | | |
|----------------------------------|----------------|-----------|----------|
| | 2014 | 2015 | % Change |
| Sales Value (RM million) | 324,696.0 | 325,695.5 | 0.3 |
| Number of Employees | 1,032,948 | 1,024,200 | -0.8 |
| Salaries & Wages (RM million) | 17,076.7 | 17,973.2 | 5.1 |
| Productivity (RM) | 314,339 | 318,000 | 0.2 |

*** Notes:**

Data for June 2015 is **provisional**. The data will be updated based on the latest available figures and subsequently published in the July 2015 publication.

**THE OFFICE OF CHIEF STATISTICIAN MALAYSIA
DEPARTMENT OF STATISTICS MALAYSIA
10 AUGUST 2015**

Contact person:

Norrita binti Amran
Public Relation Officer
Corporate and User Services Division
Department of Statistics, Malaysia
Tel : +603-8885 7942
Fax : +603-8888 9248
Email : norrita.amran@stats.gov.my

Contact person:

Baharudin Mohamad
Public Relation Officer
Strategic Communication and International Division
Department of Statistics Malaysia
Tel : +603-8090 4681
Fax : +603-8888 9248
Email : baharudin[at]dosm.gov.my

Copyright ©2025 Department of Statistics Malaysia Official Portal. All Rights Reserved.