



MONTHLY MANUFACTURING STATISTICS MALAYSIA JANUARY 2015

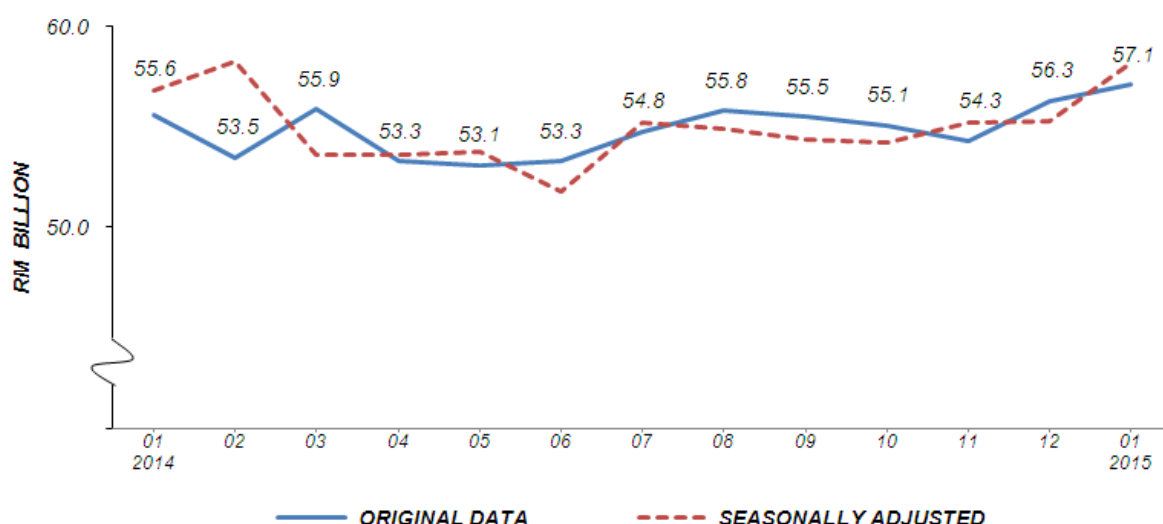
PERFORMANCE IN JANUARY 2015

1. SALES VALUE

The sales value of the Manufacturing sector in January 2015 rose 2.7% (RM1.5 billion) to record RM57.1 billion as compared to RM55.6 billion reported a year ago. Meanwhile, month-on-month basis, the sales value has increased by 1.5% (RM0.8 billion) compared with the preceding month. The sales value in December 2014 has been revised based on latest data available.

On a seasonally adjusted month-on-month, the sales value in January 2015 increased by 5.3%. Year-on-year, the increase in sales value in January 2015 was contributed by 68 of 138 industries surveyed. Table A shows the five (5) main industries that recorded increase in sales value on yearly basis.

Chart 1 : Sales Value of the Manufacturing Sector



**Table A : Sales value of manufacturing industries
(percentage change from corresponding month of preceding year)**

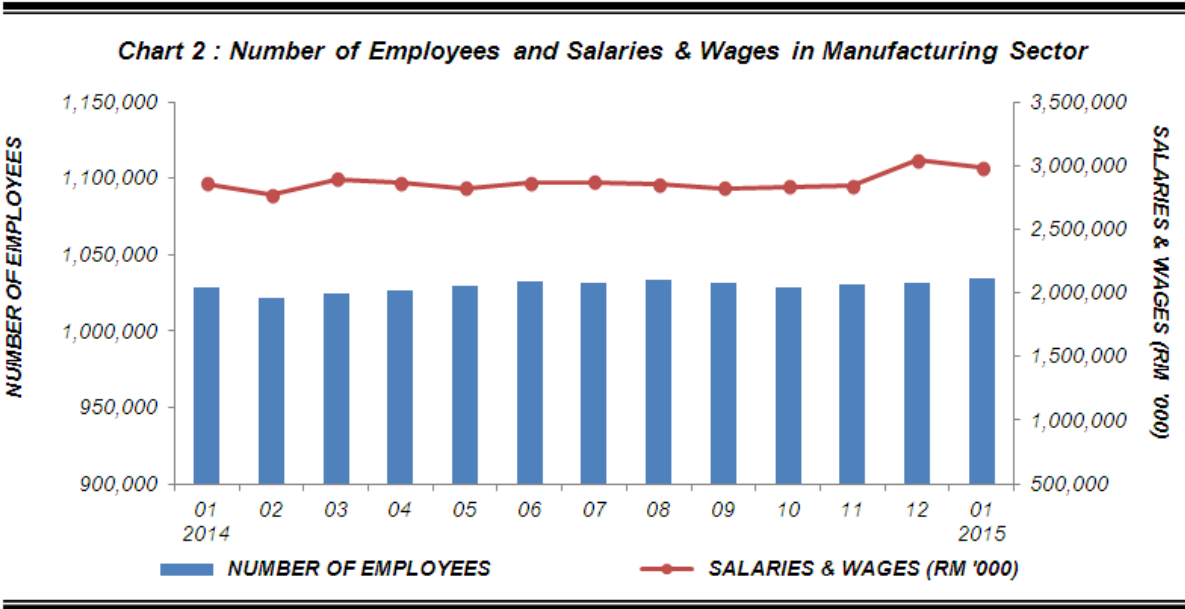
Industries	Sales Value		Increase	
	January, 2014	January, 2015	RM (Million)	%
Manufacture of electrical capacitors and resistors	2,236.3	3,189.3	953.0	42.6
Manufacture of consumer electronics	2,295.4	2,624.7	329.3	14.3
Manufacture of plastics in primary forms	1,283.0	1,600.4	317.4	24.7
Manufacture of passenger cars	2,103.0	2,405.9	302.9	14.4
Production of aluminium from alumina	530.5	683.3	152.8	28.8

2. NUMBER OF EMPLOYEES

3. SALARIES & WAGES

Total employees engaged in the Manufacturing sector in January 2015 was 1,034,193 persons, an increase of 0.5% or 5,629 persons as compared to 1,028,564 persons in January 2014. Meanwhile, month-on-month basis, the number of employees increased by 0.3% compared with the preceding month. The total employees in December 2014 has been revised to record 1,031,226 persons.

Year-on-year basis, salaries & wages paid in January 2015 has increased by 4.4% (RM125.0 million) as compared with the corresponding month of the previous year. Meanwhile, month-on-month basis, the total amount paid in January 2015, has decreased by 1.8% (RM55.7 million) to register RM2,985.0 million. Salaries & wages paid in December 2014 has been revised to record RM3,040.7 million.

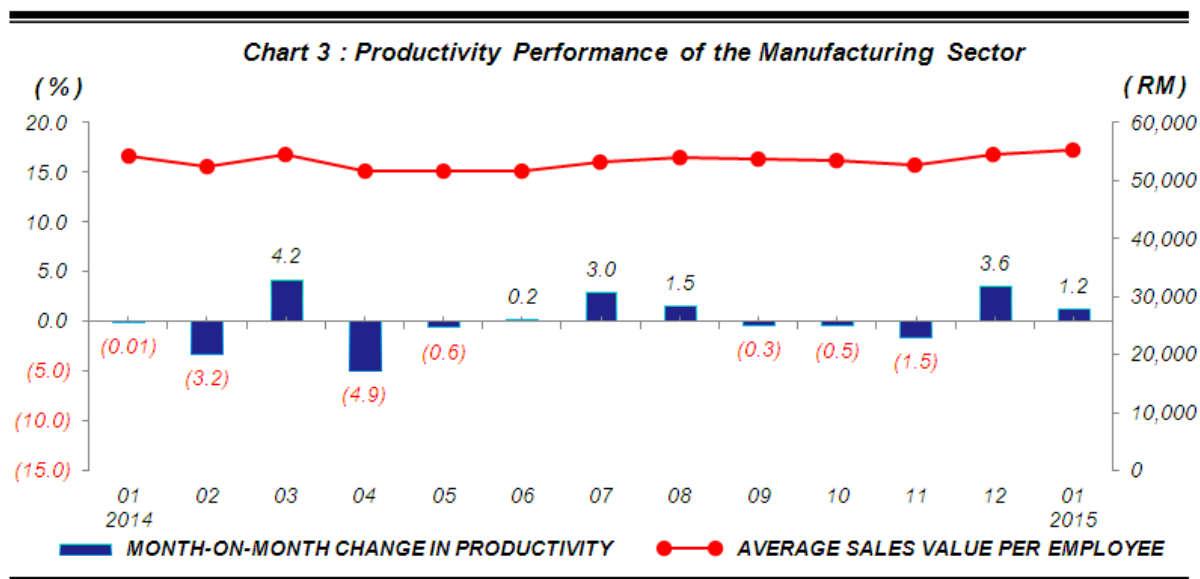


4. AVERAGE SALARIES & WAGES PER EMPLOYEE

The average salaries & wages paid per employee increased by 3.8% in January 2015 as compared to the same month in 2014. Meanwhile, average salaries & wages per employee recorded a decrease of 2.1% in January 2015 to register RM2,886 compared to previous month. Average salaries & wages paid per employee in December 2014 has been revised to RM2,949.

5. PRODUCTIVITY

Productivity or average sales value per employee in January 2015 rose 2.1% as compared with the same month of the previous year. Meanwhile, productivity in January 2015 has increased by 1.2% month-on-month to register RM55,255. Productivity in December 2014 has been revised to RM54,589.



*** Notes:**

Data for January 2015 is **provisional**. The data will be updated based on the latest available figures and subsequently published in the February 2015 publication.

Released by,

**THE OFFICE OF CHIEF STATISTICIAN MALAYSIA
DEPARTMENT OF STATISTICS MALAYSIA
#myHariBulan# #myBulan# #myTahun#**

Contact person:

Norrita binti Amran
Public Relation Officer
Corporate and User Services Division
Department of Statistics, Malaysia
Tel : +603-8885 7942
Fax : +603-8888 9248
Email : norrita.amran@stats.gov.my

Contact person:

Baharudin Mohamad

Public Relation Officer
Strategic Communication and International Division
Department of Statistics Malaysia
Tel : +603-8090 4681
Fax : +603-8888 9248
Email : baharudin[at]dosm.gov.my

Copyright ©2025 Department of Statistics Malaysia Official Portal. All Rights Reserved.