



MONTHLY MANUFACTURING STATISTICS MALAYSIA, AUGUST 2015

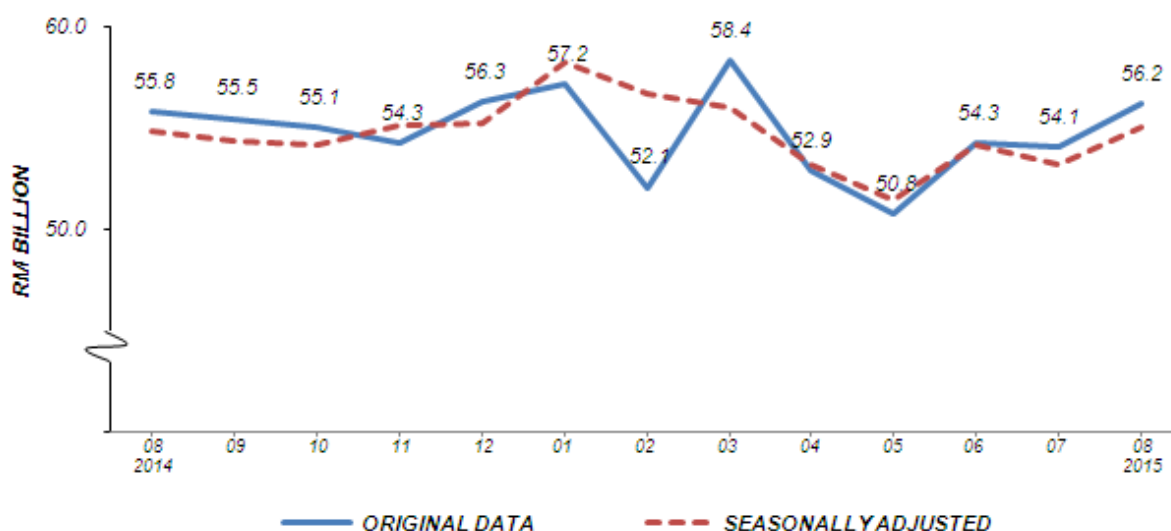
PERFORMANCE IN AUGUST 2015

1. SALES VALUE

The sales value of the Manufacturing sector in August 2015 increased by 0.8% (RM0.4 billion) to record RM56.2 billion as compared to RM55.8 billion reported a year ago (Chart 1). Meanwhile, month-on-month basis, the sales value increased by 3.9% (RM2.1 billion) compared with the preceding month. The sales value in July 2015 has been revised based on latest data available.

On a seasonally adjusted month-on-month, the sales value in August 2015 increased by 3.6%. Year-on-year, the increase in sales value in August 2015 was due to the increase in 72 of 138 industries surveyed. Table A shows the five (5) main industries that recorded increase in sales value on yearly basis.

Chart 1 : Sales Value of the Manufacturing Sector



**Table A : Sales value of manufacturing industries
(percentage change from corresponding month of preceding year)**

Industries	Sales Value		Increase	
	August, 2014	August, 2015	RM (Million)	%
Manufacture of electrical capacitors and resistors	2,859.1	3,746.4	887.3	31.0
Manufacture of consumer electronics	2,948.0	3,680.4	732.4	24.8
Manufacture of diodes, transistors, similar semiconductor devices and electronic integrated circuits micro assemblies	5,086.0	5,802.6	716.6	14.1
Manufacture of builders' plastics ware	533.1	731.5	198.4	37.2
Production of pig iron and spiegeleisen in pigs, blocks or other primary forms	1,707.2	1,883.0	175.8	10.3

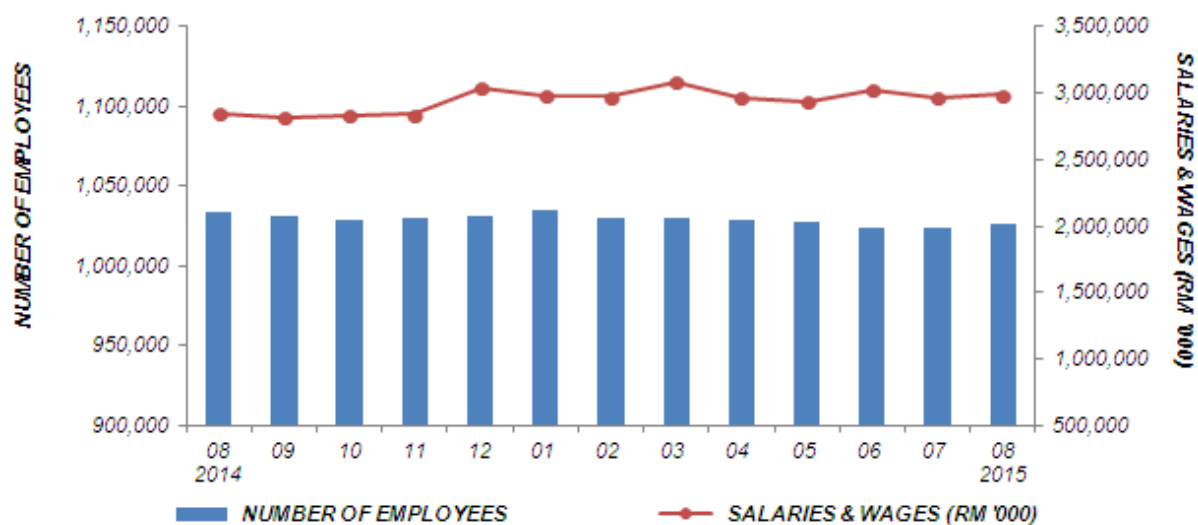
2. NUMBER OF EMPLOYEES

Total employees engaged in the Manufacturing sector in August 2015 was 1,026,543 persons, a decrease of 0.6% or 6,704 persons as compared to 1,033,247 persons in August 2014 (Chart 2). Meanwhile, month-on-month basis, the number of employees increased by 0.3% as compared to 1,023,816 persons in the preceding month.

3. SALARIES & WAGES

Year-on-year basis, salaries & wages paid in August 2015 increased by 4.8% (RM135.8 million) as compared with the corresponding month of the previous year. Meanwhile, month-on-month basis, the total amount paid in August 2015, increased by 0.6% (RM17.7 million) to register RM2,988.0 million.

Chart 2 : Number of Employees and Salaries & Wages in Manufacturing Sector

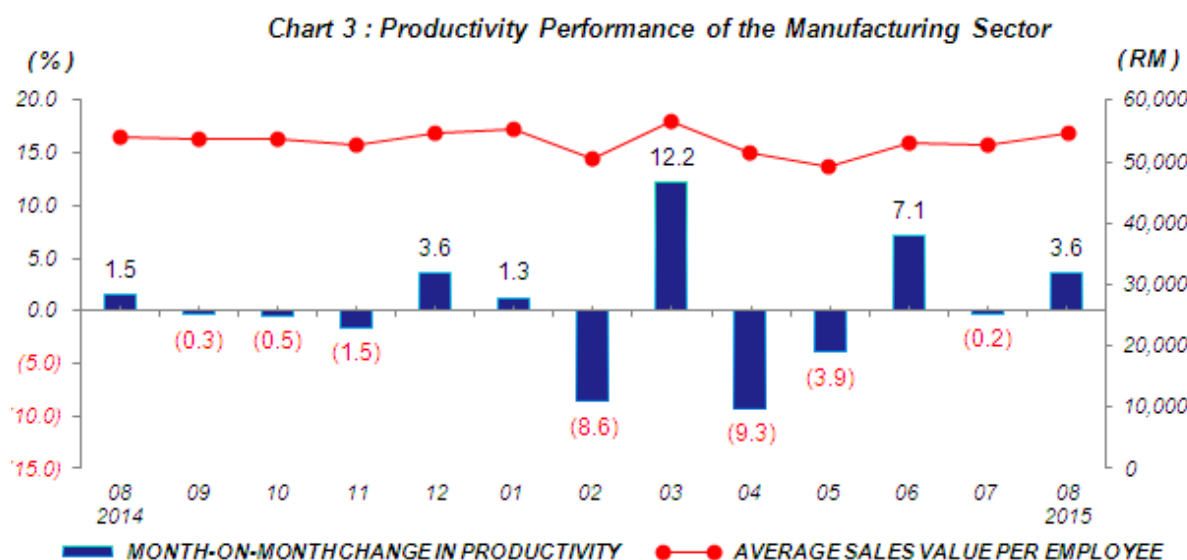


4. AVERAGE SALARIES & WAGES PER EMPLOYEE

The average salaries & wages paid per employee increased by 5.5% in August 2015 as compared to the same month in 2014. Meanwhile, average salaries & wages paid per employee registered RM2,911 in August 2015, an increase of 0.3% compared to previous month.

5. PRODUCTIVITY

Productivity or average sales value per employee in August 2015 increased by 1.5% as compared with the same month of the previous year. Meanwhile, productivity in August 2015 increased by 3.6% month-on-month to register RM54,758 (Chart 3).



6. PERFORMANCE IN THE PERIOD JANUARY - AUGUST 2015

During January - August 2015, the sales value of the Manufacturing sector increased 0.2% to register RM436.0 billion. The number of employees engaged during the period, decreased by 0.6% to register 1,026,543 persons.

Cumulatively, productivity increased by 0.8% to record RM424,760 as shown in Table B.

Table B: Sales Value, Number of Employees and Salaries & Wages, January - August 2015

Monthly Manufacturing Statistics	January - August		
	2014	2015	% Change
Sales Value (RM million)	435,294.4	436,034.4	0.2
Number of Employees	1,033,247	1,026,534	-0.6
Salaries & Wages (RM million)	22,800.4	23,931.4	5.0
Productivity (RM)	421,288	424,760	0.8

*** Notes:**

Data for August 2015 is **provisional**. The data will be updated based on the latest available figures and subsequently published in the September 2015 publication.

**THE OFFICE OF CHIEF STATISTICIAN MALAYSIA
DEPARTMENT OF STATISTICS MALAYSIA
12 OCTOBER 2015**

Contact person:

Norrita binti Amran
Public Relation Officer
Corporate and User Services Division
Department of Statistics, Malaysia
Tel : +603-8885 7942
Fax : +603-8888 9248
Email : norrita.amran@stats.gov.my

Contact person:

Baharudin Mohamad
Public Relation Officer
Strategic Communication and International Division
Department of Statistics Malaysia
Tel : +603-8090 4681
Fax : +603-8888 9248
Email : baharudin[at]dosm.gov.my

Copyright ©2026 Department of Statistics Malaysia Official Portal. All Rights Reserved.