



MINISTRY OF ECONOMY
DEPARTMENT OF STATISTICS MALAYSIA

PRESS STATEMENT
FOR EXPORT IMPORT STATISTICS BY STATE
DECEMBER 2022

**PULAU PINANG, JOHOR AND SELANGOR DOMINATED MALAYSIA'S
EXPORTS BY 67.9 PER CENT IN DECEMBER 2022**

PUTRAJAYA, 27 January 2023 – Malaysia's total trade for December 2022 amounted to RM236.0 billion (+8.6% year-on-year), with exports of RM131.9 billion (+6.0% year-on-year) and imports worth RM104.1 billion (+12.0% year-on-year) as reported today in **EXPORT IMPORT STATISTICS BY STATE DECEMBER 2022**.

In a statement today, Dato' Sri Dr. Mohd Uzir Mahidin, Chief Statistician Malaysia said export performance by states has shown that, "Exports in December 2022 increased RM7.5 billion (+6.0%) compared to the same month of the previous year. Higher exports were recorded in most states such as Johor (+RM4.3 billion), Sarawak (+RM2.2 billion), Selangor (+RM1.4 billion), W.P. Labuan (+RM1.4 billion), Negeri Sembilan (+RM264.1 million), Perak (+RM230.1 million), Kedah (+RM184.0 million), Melaka (+RM97.9 million), Kelantan (+RM92.9 million), W.P. Kuala Lumpur (+RM64.8 million) and Perlis (+RM14.3 million). However, exports decreased in Sabah (-RM1.7 billion), Pahang (-RM563.3 million), Terengganu (-RM531.0 million) and Pulau Pinang (-RM93.3 million)."

Looking at the performance of imports by state, the Chief Statistician informed, "Imports also increased RM11.2 billion (+12.0%) in December 2022 compared to the same month of the previous year. The increase in imports was due to the higher imports in most states such as Johor (+RM5.1 billion), Selangor (+RM2.7 billion), Melaka (+RM1.8 billion), Negeri Sembilan (+RM777.4 million), Pulau Pinang (+RM680.7 million),

Perak (+RM168.4 million), Sarawak (+RM149.8 million), W.P. Labuan (+RM116.6 million), Sabah (+RM87.9 million), Perlis (+RM53.7 million) and Terengganu (+RM37.0 million). However, imports decreased in W.P. Kuala Lumpur (-RM468.3 million), Pahang (-RM170.8 million), Kedah (-RM121.6 million) and Kelantan (-RM30.4 million)."

Dato' Sri Dr. Mohd Uzir Mahidin also informed, "Among the top five major exporting states, Pulau Pinang remained as the top exporter with a share of 30.8 per cent, followed by Johor (19.2%), Selangor (17.8%), Sarawak (9.1%) and W.P. Kuala Lumpur (4.7%). Meanwhile, as for imports, Selangor was the largest contributor with a share of 27.2 per cent, followed by Pulau Pinang (21.9%), Johor (20.8%), W.P. Kuala Lumpur (6.6%) and Kedah (5.8%)."

Adding to this, Dato' Sri Dr. Mohd Uzir Mahidin said, "Malaysia's total trade in 2022 recorded a new milestone to reach RM2.8 trillion. Exports grew at 25.0 per cent from RM1.2 trillion in 2021 to RM1.6 trillion. Similarly, imports with a value of RM1.3 trillion, higher by 31.3 per cent as compared to previous year."

Commenting further on exports in year 2022, the Chief Statistician elaborated that higher exports were recorded in most states such as Pulau Pinang (+RM107.7 billion), Johor (+RM84.7 billion), Sarawak (+RM45.4 billion), Selangor (+RM22.4 billion), Kedah (+RM14.4 billion), Sabah (+RM8.8 billion), W.P. Labuan (+RM8.3 billion), W.P. Kuala Lumpur (+RM2.9 billion), Pahang (+RM2.9 billion), Negeri Sembilan (+RM2.2 billion), Melaka (+RM1.2 billion), Kelantan (+RM1.2 billion), Perlis (+RM392.2 million) and Terengganu (+RM326.1 million). However, exports for year 2022 decreased in Perak (-RM2.2 billion).

In addition, imports in year 2022 showed higher increase for all states such as Johor (+RM96.3 billion), Pulau Pinang (+RM61.4 billion), Selangor (+RM56.0 billion), Kedah (+RM16.2 billion), Melaka (+RM15.6 billion), W.P. Kuala Lumpur (+RM15.5 billion), Negeri Sembilan (+RM13.0 billion), Sarawak (+RM10.9 billion), Pahang (+RM7.3 billion), Perak (+RM4.8 billion), Sabah (+RM2.1 billion), W.P. Labuan (+RM1.4 billion), Terengganu (+RM1.1 billion), Perlis (+RM424.0 million) and Kelantan (+RM190.8 million).

DOSM has launched OpenDOSM NextGen as a platform that provides a catalogue of data and visualisation that facilitates users in analysing various types of data. OpenDOSM NextGen is an open source data sharing medium and accessible through <https://open.dosm.gov.my> portal.

Chart 1: Time Series Data on Exports and Imports in Johor, Pulau Pinang and Selangor, December 2021 – December 2022 (RM Billion)

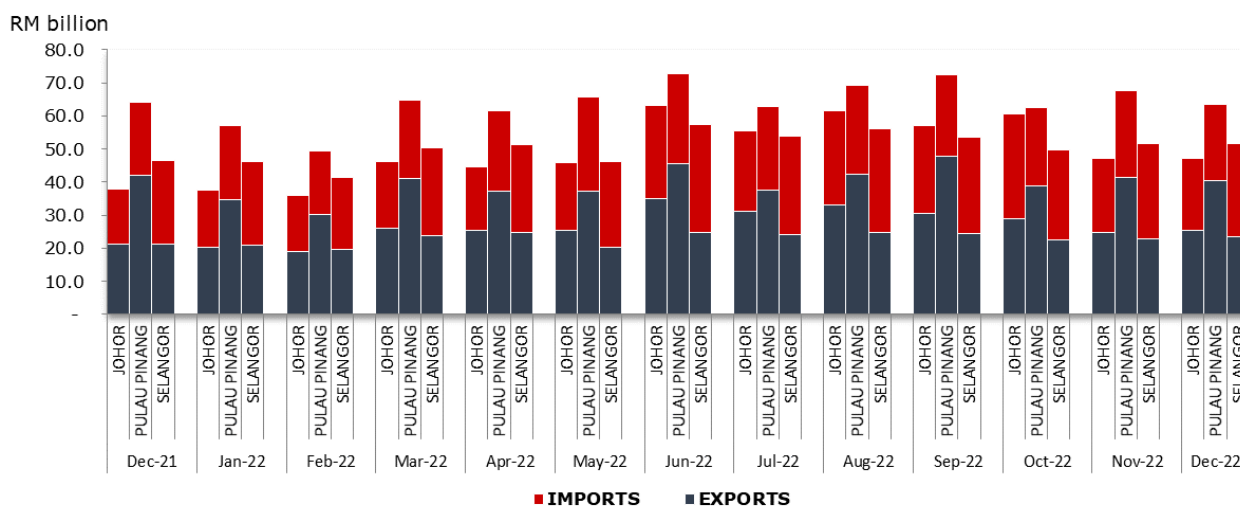


Chart 2: Data on Exports and Imports by State, 2022 (RM Billion)

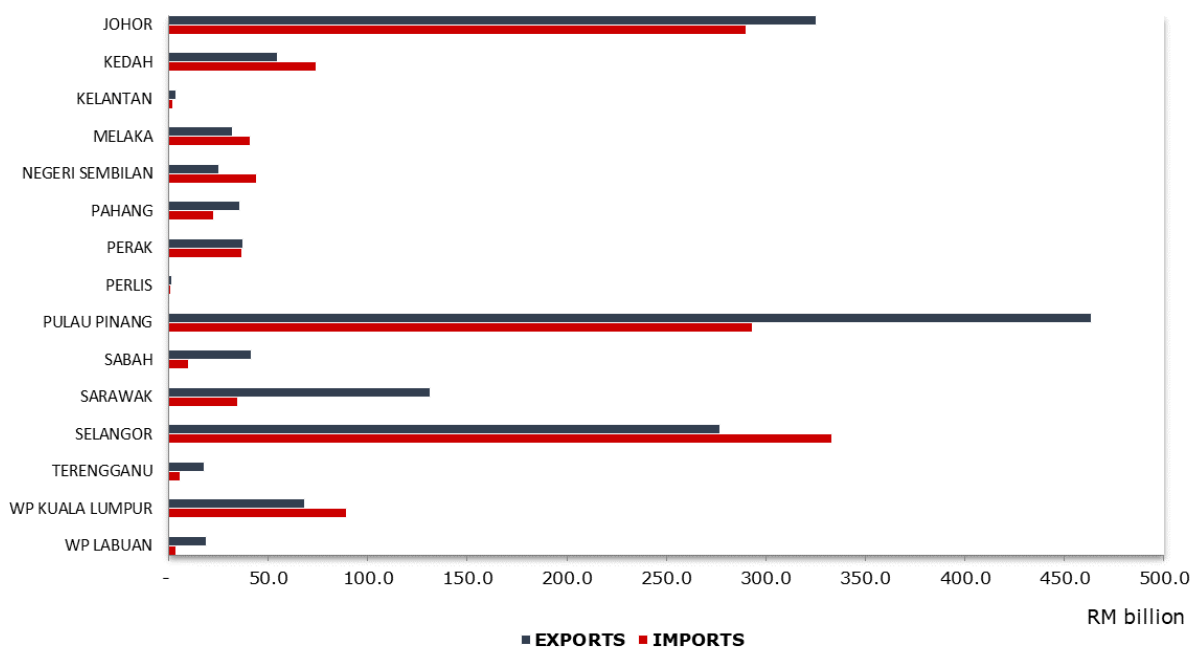
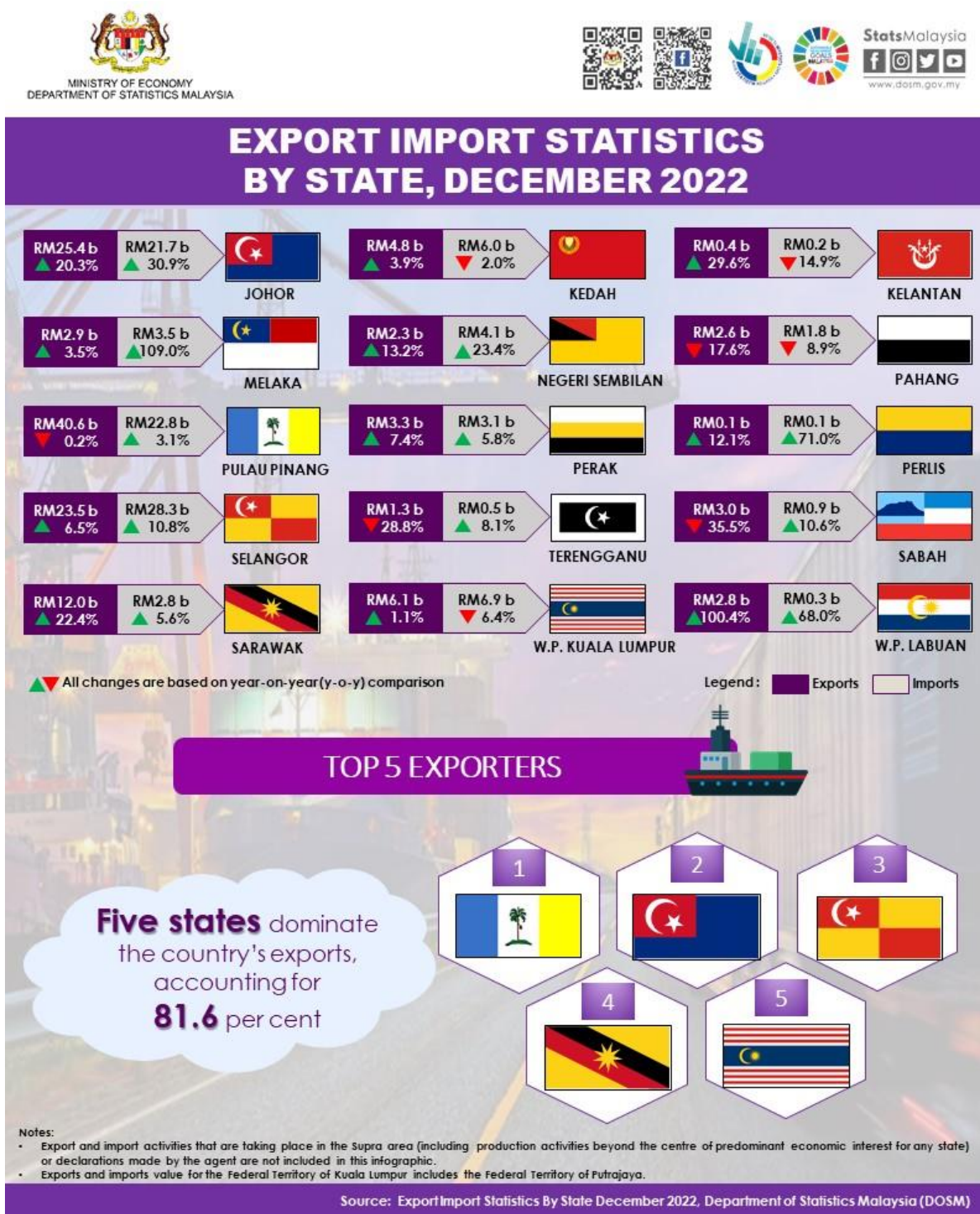


Exhibit 1: Infographic on Export Import Statistics by State, December 2022



Released by:
THE OFFICE OF CHIEF STATISTICIANS MALAYSIA
DEPARTMENT OF STATISTICS MALAYSIA

27 JANUARY 2023