



MEDIA STATEMENT

MINISTRY OF ECONOMY
DEPARTMENT OF STATISTICS MALAYSIA

Block C6 & C7, Complex C,
Federal Government Administrative Centre, Precinct 1,
62514, Federal Territory Putrajaya
Telephone no. : 03 - 8090 4681

PRODUCER PRICE INDEX (PPI) LOCAL PRODUCTION, MALAYSIA OCTOBER 2025

Malaysia's Producer Price Index continues to ease with a 0.1 per cent decline in October 2025

PUTRAJAYA, 27th November 2025 – Malaysia's Producer Price Index (PPI), which measures price changes at the producer level, continued its downward trend, recording a 0.1 per cent decrease in October 2025, after a 0.8 per cent decrease in the previous month. This was reported today, in the latest monthly report of **PRODUCER PRICE INDEX (PPI) LOCAL PRODUCTION, OCTOBER 2025**, published by the Department of Statistics Malaysia.

The Chief Statistician Malaysia, Dato' Sri Dr. Mohd Uzir Mahidin, highlighted, "The Manufacturing sector declined by 0.6 per cent in October 2025 (September 2025: -2.1%), mainly due to the drop in Manufacture of coke & refined petroleum products (-5.1%) and Manufacture of computer, electronic & optical products (-1.6%) indices. The Mining sector also contracted by 1.0 per cent (September 2025: 1.1%), weighed down by the Extraction of crude petroleum (-2.2%) index. Conversely, the Agriculture, forestry & fishing sector increased by 2.7 per cent (September 2025: 7.8%), supported by the Growing of perennial crops and Animal production (3.0%) indices. Meanwhile, in the utilities sector, both Electricity & gas supply and Water supply indices posted increases of 4.3 per cent and 10.8 per cent, respectively."

Dato' Sri Dr. Mohd Uzir Mahidin further explained, "On a month-on-month basis, the PPI Local Production recorded no change in this month. The Agriculture, forestry & fishing sector rose by 0.9 per cent (September 2025: 2.1%) attributed to the increases in Animal

production (2.0%). The Manufacturing sector also inclined by 0.3 per cent, similar to the previous month, due to Manufacture of computer, electronic & optical products (0.7%) and Manufacture of food products (0.5%) indices. The Water supply sector also went up 1.5 per cent, following a 4.8 per cent increase in the previous month. In contrast, the Mining sector declined by 4.8 per cent, from a 1.1 per cent increase in September 2025. This contraction was attributed to decreases in both Extraction of natural gas (-6.3%) and Extraction of crude petroleum (-4.1%) indices. The Electricity & gas supply sectors also declined by 0.3 per cent.”

Elaborating further on the PPI Local Production by stage of processing, the Chief Statistician Malaysia, explained, “The Intermediate materials, supplies & components index contracted by 0.2 per cent (September 2025: -1.2%), due to the Processed fuel & lubricants (-3.7%). The Finished goods index also recorded a decrease of 1.0 per cent (September 2025: -1.8%), weighed down by the Capital equipment (-1.8%). Meanwhile, the Crude materials for further processing index increased by 1.2 per cent (September 2025: 2.4%), attributed to the Non-food materials (0.6%).”

On a month-on-month basis, the Intermediate materials, supplies & components index edged up by 0.2 per cent. In contrast, both Crude materials for further processing and Finished good indices declined by 0.4 per cent and 0.2 per cent, respectively.

A comparison of selected countries showed mixed trends in the PPI for October 2025. Japan’s PPI increased by 2.7 per cent, as compared to 2.8 per cent in the last month. In contrast, China remained in producer deflation, with its PPI declining by 2.1 per cent, easing from a decline of 2.3 per cent in September 2025. This represented the 37th consecutive month of decline, reflecting Beijing’s ongoing efforts to curb deflationary pressures and stabilise industrial margins amid price competition according to Trading Economics. Similarly, Thailand’s PPI contracted by 1.4 per cent, following a 2.4 per cent drop in the previous month. This marked the eighth straight month of year-on-year negative producer inflation, a similar trend in Malaysia.

Speaking on selected Malaysian commodity prices, Dato’ Sri Dr. Mohd Uzir Mahidin added, “According to the World Bank, the average Brent crude oil price in October 2025 stood at USD 64.54 per barrel, declining from USD 67.99 per barrel in the previous month. The decrease was due to bearish supply conditions and modest demand, alongside with easing geopolitical tensions. Meanwhile, the average Malaysian crude palm oil (CPO) price increased to RM 4,412.50 per tonne in October 2025, up from RM 4,371.50 per tonne in

Embargo: Only to be published or disseminated at 1200 hour, Thursday, 27th November 2025

September 2025. The Malaysian Palm Oil Council attributed this rise mainly due to tightness in competing vegetable oils and steady Malaysian export performance.”

Malaysia, for the first time, ranked as number one (1) globally in the biennial Open Data Inventory (ODIN) 2024/25 report released by Open Data Watch (ODW), surpassing 197 other countries. This achievement marks a significant leap from its 67th position in the ODIN 2022/23 assessment.

OpenDOSM NextGen is a medium that provides data catalogue and visualisations to facilitate users' analysis and can be accessed through <https://open.dosm.gov.my>.

Chart 1: Percentage Change of Producer Price Index (PPI) Local Production, Malaysia

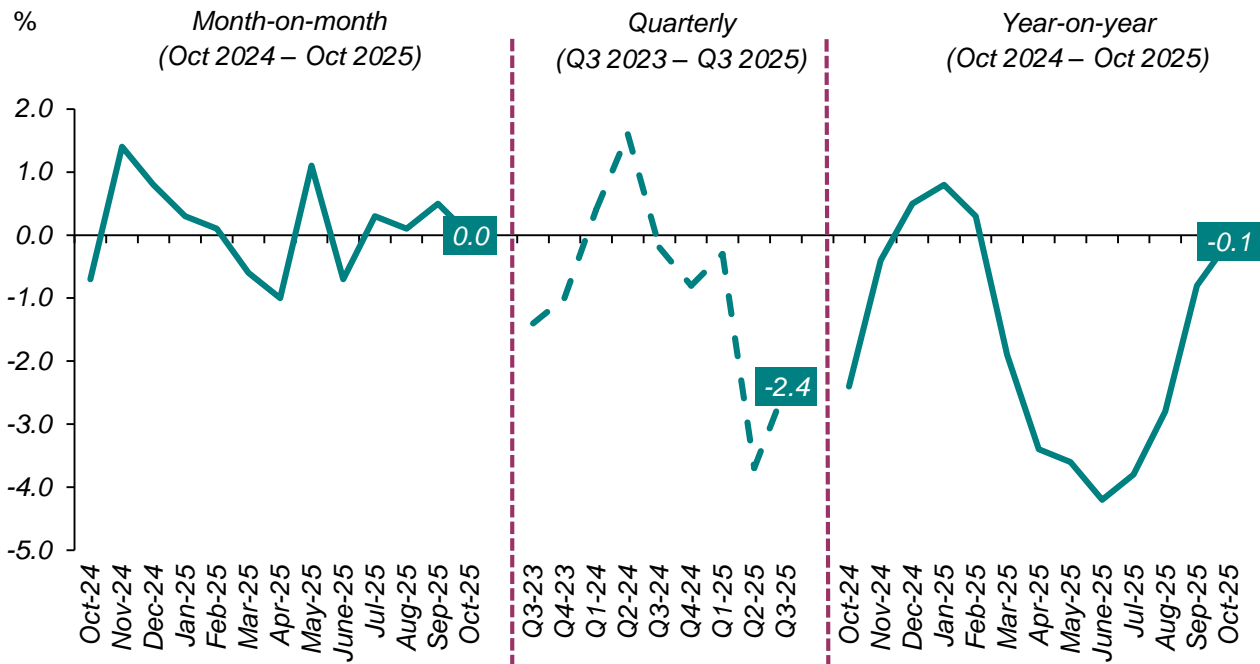


Chart 2: Percentage Change of Producer Price Index (PPI) Local Production by Sector (Year-on-Year), Malaysia

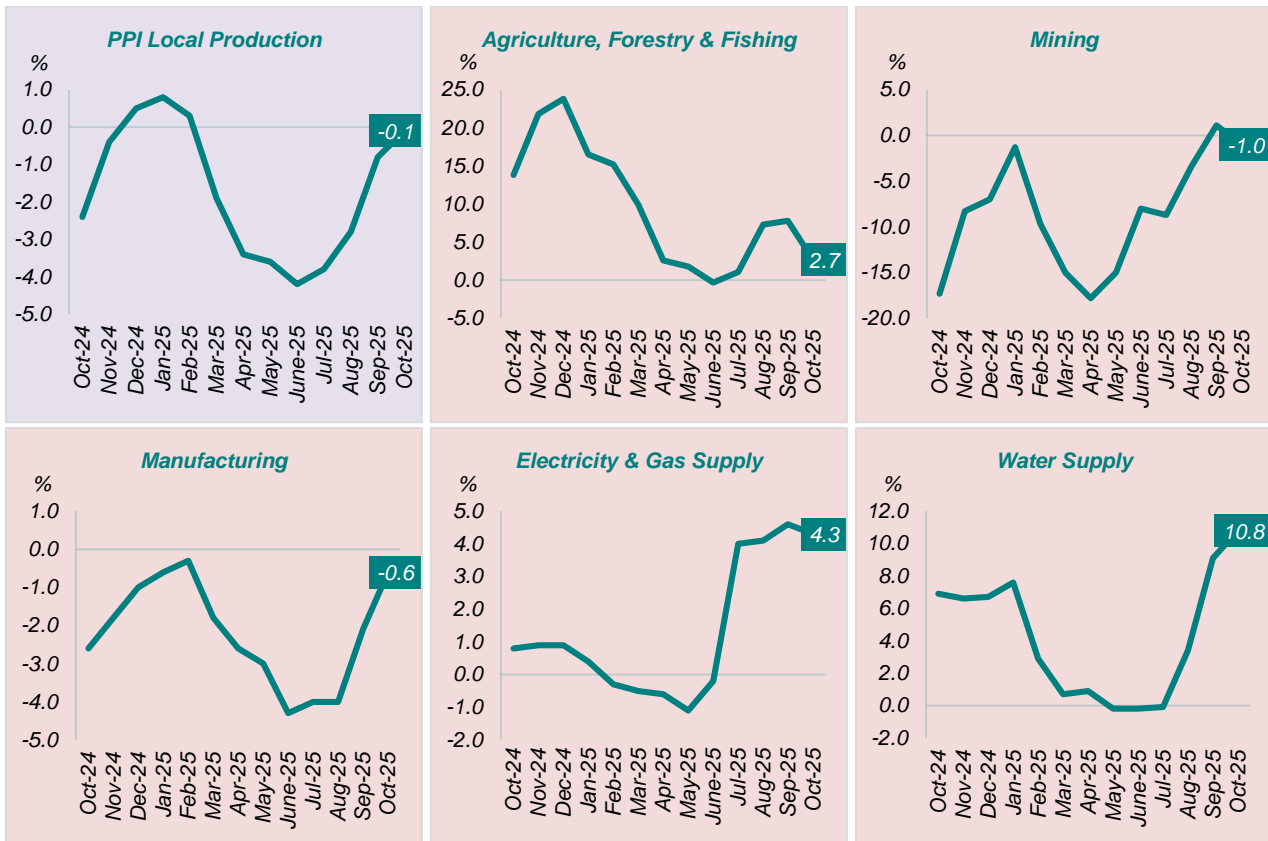


Chart 3: Percentage Change of Producer Price Index (PPI) Local Production by Stage of Processing (Year-on-Year), Malaysia

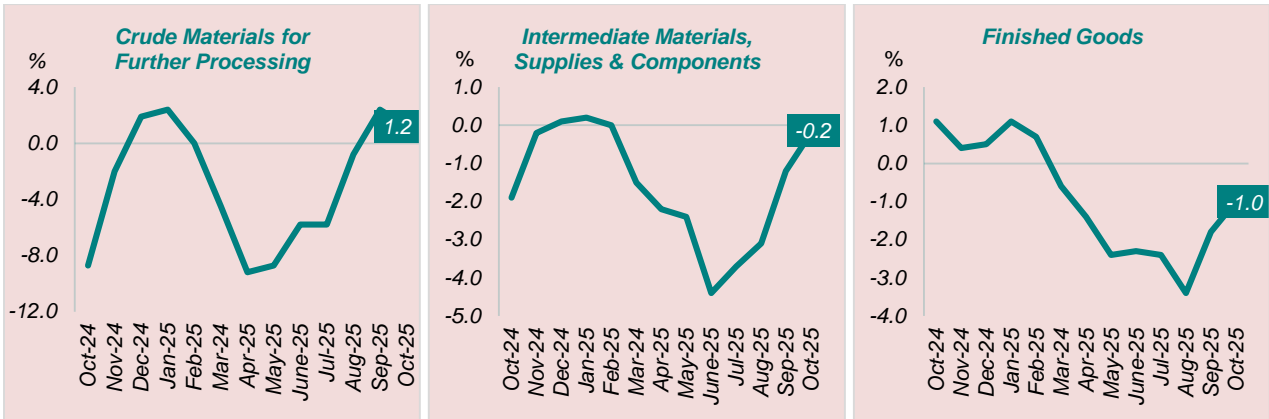
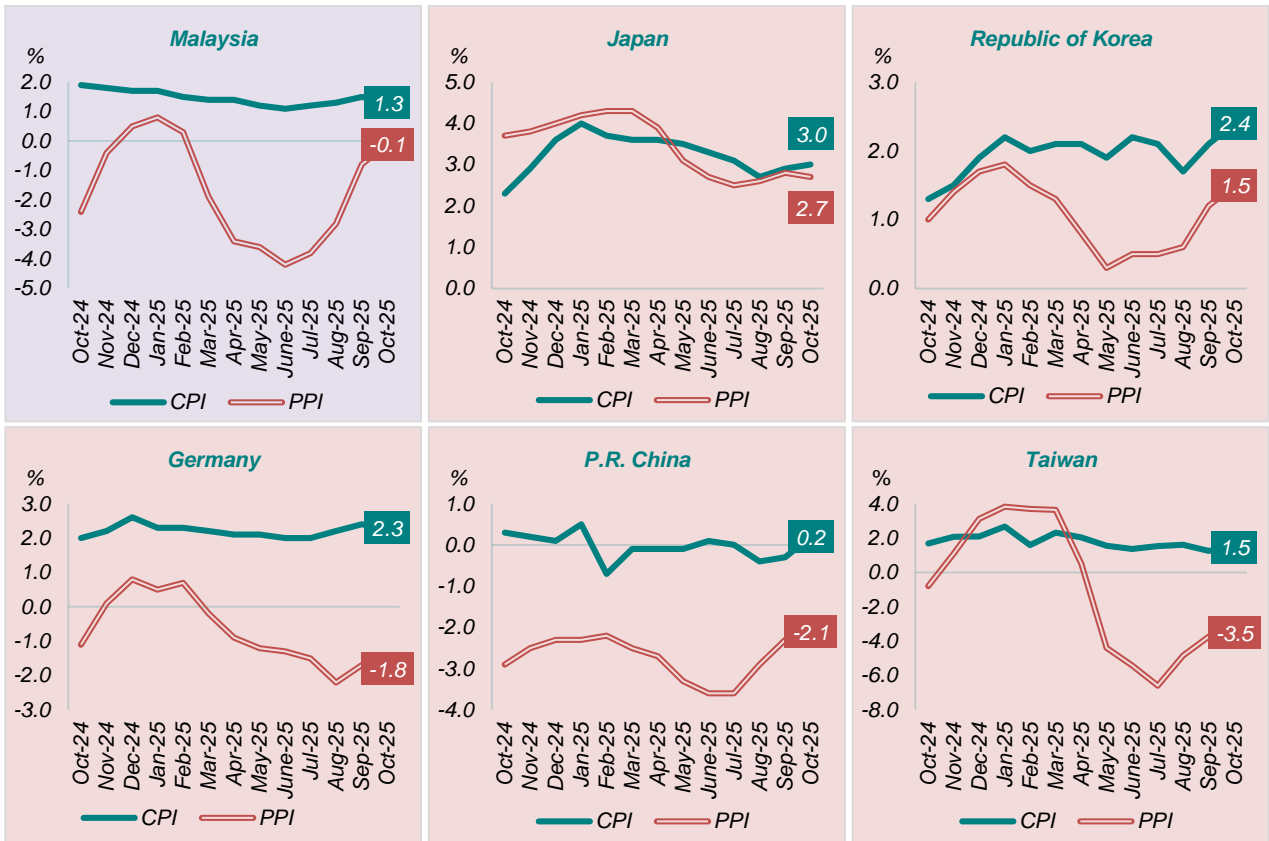
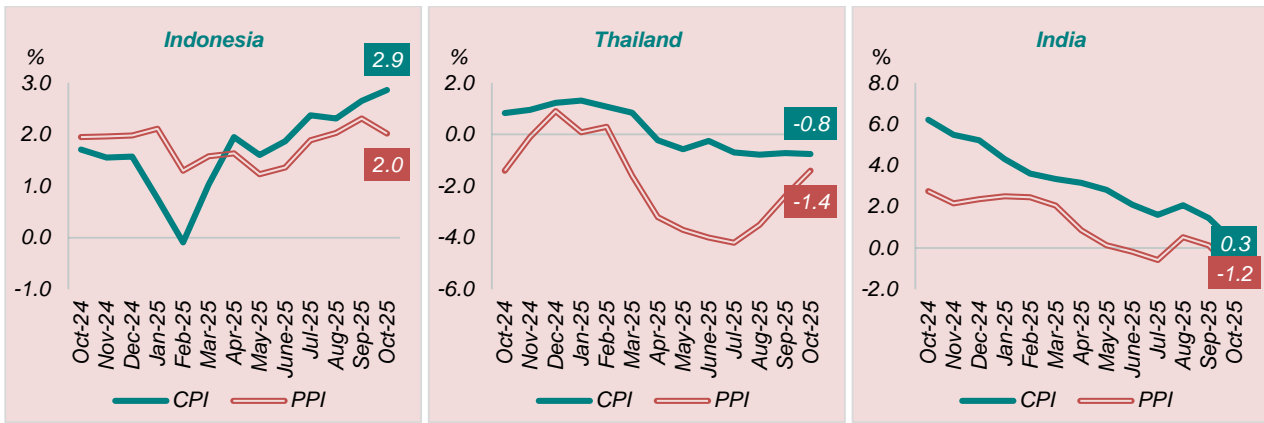


Chart 4: Percentage Change of Consumer Price Index (CPI) and Producer Price Index (PPI) of Selected Countries (Year-on-Year)





Source: Official websites of selected National Statistical Offices (NSOs)

Released by:

**THE OFFICE OF CHIEF STATISTICIAN MALAYSIA
DEPARTMENT OF STATISTICS MALAYSIA
27th NOVEMBER 2025**