



KEMENTERIAN EKONOMI
JABATAN PERANGKAAN MALAYSIA

PERANGKAAN PEMBUATAN BULANAN MONTHLY MANUFACTURING STATISTICS

OGOS 2025
AUGUST

Dikeluarkan pada: **10** Oktober 2025
Released on: **10** October

PEMAKLUMAN / ANNOUNCEMENT

Kepengerusian ASEAN-Malaysia 2025: Jabatan Perangkaan Malaysia (DOSM) akan mempengerusikan Jawatankuasa Sistem Statistik Komuniti ASEAN Ke-15 (ACSS15) yang bertujuan untuk memperkukuh kerjasama statistik ke arah pembangunan serantau yang mampan.

Malaysia buat julung kalinya telah menduduki tangga pertama (1) di peringkat global dalam laporan dwi-tahunan Open Data Inventory (ODIN) 2024/25 yang dikeluarkan oleh Open Data Watch (ODW), mengatasi 197 negara lain. Pencapaian ini merupakan lonjakan ketara daripada kedudukan ke-67 dalam penilaian ODIN 2022/23.

Kerajaan Malaysia telah mengisytiharkan 20 Oktober sebagai Hari Statistik Negara (MyStats Day), dengan tema 'Statistik Nadi Kehidupan'. Sementara itu, Hari Statistik Dunia Keempat akan disambut pada 20 Oktober 2025 dengan tema 'Driving Change with Quality Statistics and Data for Everyone'.

OpenDOSM NextGen adalah medium yang menyediakan katalog data dan visualisasi bagi memudahkan pengguna menganalisis pelbagai data dan boleh diakses melalui portal <https://open.dosm.gov.my>.

ASEAN-Malaysia 2025 Chairmanship: The Department of Statistics Malaysia (DOSM) will chair the 15th ASEAN Community Statistical System Committee (ACSS15) which aims to strengthen the statistical cooperation towards sustainable regional development.

Malaysia, for the first time, ranked as number one (1) globally in the biennial Open Data Inventory (ODIN) 2024/25 report released by Open Data Watch (ODW), surpassing 197 other countries. This achievement marks a significant leap from its 67th position in the ODIN 2022/23 assessment.

The Government of Malaysia has declared October 20th as National Statistics Day (MyStats Day), with the theme 'Statistics is the Essence of Life'. Meanwhile, the Fourth World Statistics Day will be celebrated on 20th October 2025, with the theme 'Driving Change with Quality Statistics and Data for Everyone'.

OpenDOSM NextGen is a medium that provides data catalogue and visualisations to facilitate users' analysis and can be accessed through <https://open.dosm.gov.my>.

JABATAN PERANGKAAN MALAYSIA
DEPARTMENT OF STATISTICS MALAYSIA

Diterbitkan dan dicetak oleh / *Published and printed by:*

Jabatan Perangkaan Malaysia

Department of Statistics Malaysia

Blok C6 & C7, Kompleks C,

Pusat Pentadbiran Kerajaan Persekutuan

62514 Putrajaya,

MALAYSIA

Tel.	:	03-8885 7000
Faks/Fax	:	03-8888 9248
Portal	:	https://www.dosm.gov.my
Facebook / Twitter / Instagram / YouTube	:	StatsMalaysia
Emel/Email	:	info@dosm.gov.my (pertanyaan umum / <i>general enquiries</i>)
		data@dosm.gov.my (pertanyaan & permintaan data / <i>data request & enquiries</i>)
Harga/Price	:	RM10.00

Diterbitkan pada Oktober 2025 / *Published in October 2025*

Hakcipta terpelihara / All rights reserved.

Tiada bahagian daripada terbitan ini boleh diterbitkan semula, disimpan untuk pengeluaran atau ditukar dalam apa-apa bentuk atau alat apa jua pun kecuali setelah mendapat kebenaran daripada Jabatan Perangkaan Malaysia. Pengguna yang mengeluarkan sebarang maklumat dari terbitan ini sama ada yang asal atau diolah semula hendaklah meletakkan kenyataan berikut:

“Sumber: Jabatan Perangkaan Malaysia”.

No part of this publication may be reproduced or distributed in any form or by any means or stored in database without the prior written permission from Department of Statistics, Malaysia. Users reproducing content of this publication with or without adaptation should quote the following.

“Source: Department of Statistics Malaysia”.

ISSN 0128-3499

KATA PENGANTAR

Penerbitan ini memaparkan perangkaan nilai jualan, bilangan pekerja bergaji dan gaji & upah secara bulanan berdasarkan Survei Pembuatan Bulanan. Objektif utama penerbitan ini adalah untuk menyediakan data aliran terkini sektor Pembuatan bagi membantu pengguna dalam perancangan, pengubalan dasar dan membuat keputusan.

Ringkasan penemuan dan jadual perangkaan yang terperinci masing-masing dipaparkan pada bahagian pertama dan kedua penerbitan ini. Sementara itu, aspek-aspek teknikal yang digunakan seperti skop dan liputan dan konsep dan definisi juga disediakan pada Bahagian ketiga bagi membantu pengguna memahami statistik yang diterbitkan.

Jabatan Perangkaan Malaysia merakamkan penghargaan atas kerjasama yang diberikan oleh responden dan juga semua pihak yang telah menyumbang secara langsung dan tidak langsung dalam menjayakan penerbitan ini. Sebarang maklum balas dan cadangan untuk penambahbaikan penerbitan ini pada masa akan datang amat dihargai.

Dato' Sri Dr. Mohd Uzir Mahidin

Ketua Perangkawan Malaysia

Oktober 2025



PREFACE

This publication presents monthly statistics on sales value, number of employees and salaries & wages based on the Monthly Manufacturing Survey. The main objective of this publication is to provide statistics on the latest trends of the Manufacturing sector to assist users in the planning, formulation of policies and decision making.

The summary findings and detailed statistical tables are highlighted in the first and second part of this publication respectively. Meanwhile, the technical aspects used such as scope and coverage and concepts and definitions are provided in the third part to assist users to understand the published statistics.

The Department of Statistics, Malaysia gratefully acknowledges the co-operation rendered by the respondents as well as all parties who have contributed directly and indirectly in making this publication a success. Any feedback and suggestion towards improving future publication is highly appreciated.

Dato' Sri Dr. Mohd Uzir Mahidin

Chief Statistician Malaysia

October 2025



KANDUNGAN / CONTENTS

	Muka Surat <i>Page</i>
Kata Pengantar / Preface	i - ii
Kandungan / Contents	iii - iv
Kalendar Awalan Keluaran 2025 / Advance Release Calendar 2025	v
Penemuan Utama / Main Findings	
Ringkasan Penemuan Perangkaan Pembuatan Bulanan (PPB), Ogos 2025 <i>Summary of Findings Monthly Manufacturing Statistics (MMS), August 2025</i>	1 - 8
Jadual / Tables	
1 Perangkaan Utama Bagi Sektor Pembuatan <i>Principal Statistics of Manufacturing Sector</i>	9
1.1a Nilai Jualan Sektor Pembuatan Mengikut Subsektor <i>Sales Value of Manufacturing Sector by Sub-sector</i>	10 - 13
1.1b Nilai Jualan Sektor Pembuatan Mengikut Subsektor: Perubahan Peratusan Tahunan <i>Sales Value of Manufacturing Sector by Sub-sector: Annual Percentage Change</i>	14 - 15
1.1c Nilai Jualan Sektor Pembuatan Mengikut Subsektor: Perubahan Peratusan Bulanan/Suku Tahunan <i>Sales Value of Manufacturing Sector by Sub-sector: Monthly/Quarterly Percentage Change</i>	16 - 17
1.2a Bilangan Pekerja Bergaji Sektor Pembuatan Mengikut Subsektor <i>Number of Paid Employees of Manufacturing Sector by Sub-sector</i>	18 - 21
1.2b Bilangan Pekerja Bergaji Sektor Pembuatan Mengikut Subsektor: Perubahan Peratusan Tahunan <i>Number of Paid Employees of Manufacturing Sector by Sub-sector: Annual Percentage Change</i>	22 - 23
1.2c Bilangan Pekerja Bergaji Sektor Pembuatan Mengikut Subsektor: Perubahan Peratusan Bulanan/Suku Tahunan <i>Number of Paid Employees of Manufacturing Sector by Sub-sector: Monthly/Quarterly Percentage Change</i>	24 - 25
1.3a Gaji dan Upah yang Dibayar Sektor Pembuatan Mengikut Subsektor <i>Salaries and Wages Paid of Manufacturing Sector by Sub-sector</i>	26 - 27
1.3b Gaji dan Upah yang Dibayar Sektor Pembuatan Mengikut Subsektor: Perubahan Peratusan Tahunan <i>Salaries and Wages Paid of Manufacturing Sector by Sub-sector: Annual Percentage Change</i>	28 - 29

KANDUNGAN / CONTENTS

Muka Surat
Page

Jadual / Tables

1.3c	Gaji dan Upah yang Dibayar Sektor Pembuatan Mengikut Subsektor: Perubahan Peratusan Bulanan/Suku Tahunan <i>Salaries and Wages Paid of Manufacturing Sector by Sub-sector: Monthly/Quarterly Percentage Change</i>	30 - 31
1.4a	Nilai Jualan Sektor Pembuatan Mengikut Kumpulan <i>Sales Value of Manufacturing Sector by Group</i>	32 - 47
1.4b	Nilai Jualan Sektor Pembuatan Mengikut Kumpulan: Perubahan Peratusan Tahunan <i>Sales Value of Manufacturing Sector by Group: Annual Percentage Change</i>	48 - 55
1.4c	Nilai Jualan Sektor Pembuatan Mengikut Kumpulan: Perubahan Peratusan Bulanan/Suku Tahunan <i>Sales Value of Manufacturing Sector by Group: Monthly/Quarterly Percentage Change</i>	56 - 63
1.5a	Bilangan Pekerja Bergaji Sektor Pembuatan Mengikut Kumpulan <i>Number of Paid Employees of Manufacturing Sector by Group</i>	64 - 79
1.5b	Bilangan Pekerja Bergaji Sektor Pembuatan Mengikut Kumpulan: Perubahan Peratusan Tahunan <i>Number of Paid Employees of Manufacturing Sector by Group: Annual Percentage Change</i>	80 - 87
1.5c	Bilangan Pekerja Bergaji Sektor Pembuatan Mengikut Kumpulan: Perubahan Peratusan Bulanan/Suku Tahunan <i>Number of Paid Employees of Manufacturing Sector by Group: Monthly/Quarterly Percentage Change</i>	88 - 95
1.6a	Gaji dan Upah yang Dibayar Sektor Pembuatan Mengikut Kumpulan <i>Salaries and Wages Paid of Manufacturing Sector by Group</i>	96 - 111
1.6b	Gaji dan Upah yang Dibayar Sektor Pembuatan Mengikut Kumpulan: Perubahan Peratusan Tahunan <i>Salaries and Wages Paid of Manufacturing Sector by Group: Annual Percentage Change</i>	112 - 119
1.6c	Gaji dan Upah yang Dibayar Sektor Pembuatan Mengikut Kumpulan: Perubahan Peratusan Bulanan/Suku Tahunan <i>Salaries and Wages Paid of Manufacturing Sector by Group: Monthly/Quarterly Percentage Change</i>	120 - 127
2	Pengeluaran Produk Utama dalam Industri Pembuatan yang Terpilih <i>Production of Major Products in Selected Manufacturing Industries</i>	128- 135

Nota Teknikal / Technical Notes

137 - 150

KALENDAR KELUARAN AWALAN 2025 / ADVANCE RELEASE CALENDAR 2025

Bulan rujukan / <i>Reference month</i>	Tarikh / <i>Date</i>
Januari 2025 / <i>January 2025</i>	12.03.2025
Februari 2025 / <i>February 2025</i>	11.04.2025
Mac 2025 / <i>March 2025</i>	08.05.2025
April 2025 / <i>April 2025</i>	11.06.2025
Mei 2025 / <i>May 2025</i>	11.07.2025
Jun 2025 / <i>June 2025</i>	07.08.2025
Julai 2025 / <i>July 2025</i>	11.09.2025
Ogos 2025 / <i>August 2025</i>	10.10.2025
September 2025 / <i>September 2025</i>	07.11.2025
Oktober 2025 / <i>October 2025</i>	12.12.2025
November 2025 / <i>November 2025</i>	09.01.2026
Disember 2025 / <i>December 2025</i>	09.02.2026

Nota / *Notes:*

Kenyataan akhbar dihantar kepada pihak media pada tarikh pengeluaran dengan masa embargo ditetapkan bagi penyiaran. Kenyataan akhbar tersebut disiarkan selepas masa embargo di portal Jabatan Perangkaan Malaysia (<http://www.dosm.gov.my>)

A press statement is issued to the media on the date of release with a specified embargo time for release. The press statement is posted after the embargo time on the portal of Department of Statistics Malaysia (<http://www.dosm.gov.my>)

Muka surat ini sengaja dibiarkan kosong
This page is deliberately left blank

RINGKASAN PENEMUAN

*Summary of
Findings*

Muka surat ini sengaja dibiarkan kosong
This page is deliberately left blank

PERANGKAAAN PEMBUATAN, OGOS 2025

Nilai Jualan Sektor Pembuatan

Sumbangan : **21.7%**

Sumbangan : **35.2%**

YoY% : **3.7%**

Peralatan Elektrik & Elektronik

Lain-lain

Nilai Jualan
RM168.3b



Makanan, Minuman & Tembakau

Sumbangan : **19.6%**

YoY% : **9.6%**

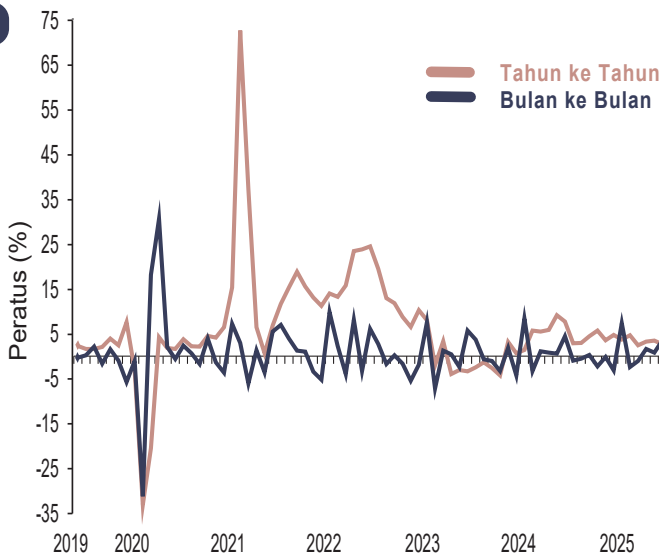


Petroleum, Kimia, Getah & Plastik

Sumbangan : **23.5%**

YoY% : **-2.8%**

Jualan sektor Pembuatan meningkat 2.7 peratus; berjumlah RM168.3 bilion pada Ogos 2025



2.7%
Tahun ke Tahun

3.5%
Bulan ke Bulan

Bilangan Pekerja dan Gaji & Upah

2.40
Juta Pekerja



YoY% : **1.0%**

MoM% : **0.2%**

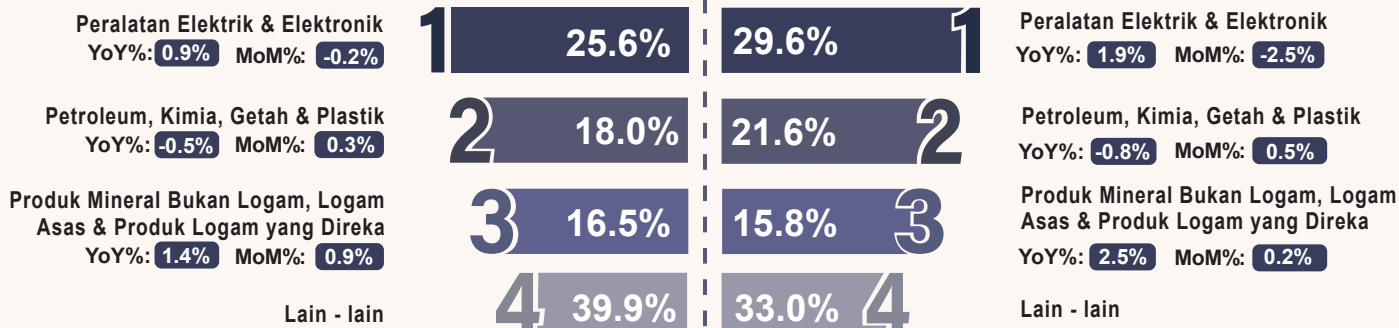
RM8.26b
Gaji & Upah



YoY% : **1.8%**

MoM% : **-0.6%**

Sumbangan %



Industri Berorientasikan Ekspor dan Domestik



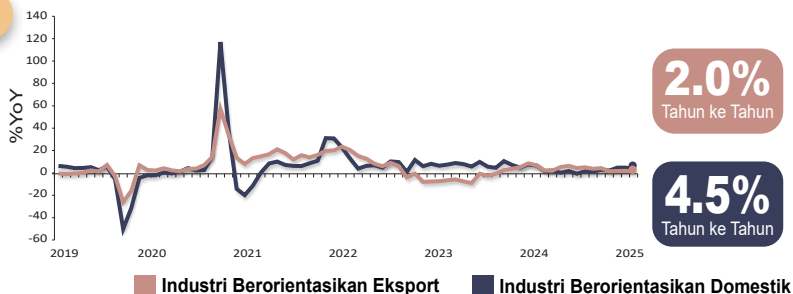
72.2%

Industri Berorientasikan Ekspor

27.8%

Industri Berorientasikan Domestik

Daripada Jumlah Jualan



2.0%
Tahun ke Tahun

4.5%
Tahun ke Tahun

%YoY: Peratusan perubahan tahun ke tahun | b: bilion
%MoM: Peratusan perubahan bulan ke bulan

Sumber: Perangkaan Pembuatan Bulanan, Jabatan Perangkaan Malaysia (DOSM)



@StatsMalaysia



20 Oktober 2016 - 2030

MANUFACTURING STATISTICS, AUGUST 2025

Sales Value of the Manufacturing Sector

Share : **21.7%**

Share : **35.2%**

YoY% : **3.7%**

Electrical & Electronics Products

Others

**Sales Value
RM168.3b**

Food, Beverages & Tobacco

Share : **19.6%**

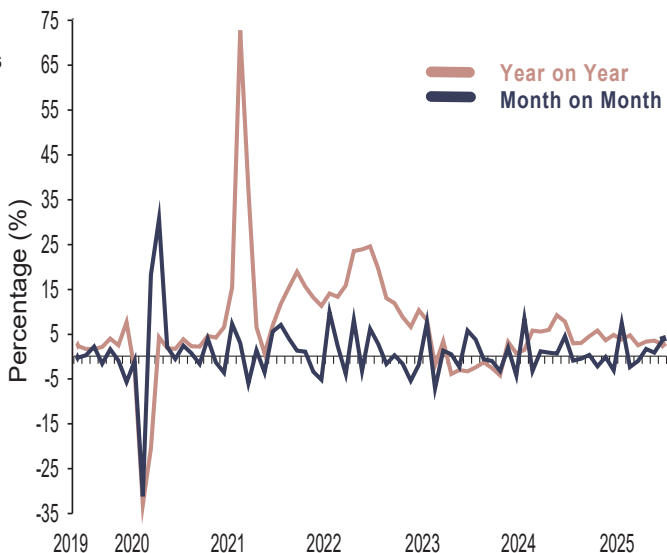
YoY% : **9.6%**

Petroleum, Chemical, Rubber & Plastic

Share : **23.5%**

YoY% : **-2.8%**

The Manufacturing sector sales increased 2.7 per cent; amounted to RM168.3 billion in August 2025



2.7%
Year on Year

3.5%
Month on Month

Number of Employees and Salaries & Wages

2.40
Million Employees

YoY% : **1.0%**

MoM% : **0.2%**

RM8.26b
Salaries & Wages

YoY% : **1.8%**

MoM% : **-0.6%**

Share %

Electrical & Electronics Products

YoY%: **0.9%** MoM%: **-0.2%**

1 25.6%

29.6% **1**

Electrical & Electronics Products

YoY%: **1.9%** MoM%: **-2.5%**

Petroleum, Chemical, Rubber & Plastic

YoY%: **-0.5%** MoM%: **0.3%**

2 18.0%

21.6% **2**

Petroleum, Chemical, Rubber & Plastic

YoY%: **-0.8%** MoM%: **0.5%**

Non-metallic Mineral Products, Basic Metal & Fabricated Metal Products

YoY%: **1.4%** MoM%: **0.9%**

3 16.5%

15.8% **3**

Non-metallic Mineral Products, Basic Metal & Fabricated Metal Products

YoY%: **2.5%** MoM%: **0.2%**

Others

4 39.9%

33.0% **4**

Others

Export and Domestic-oriented Industries



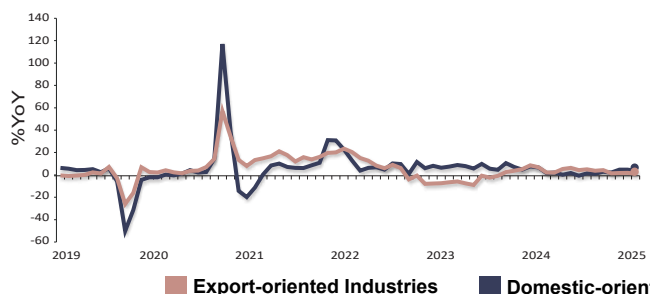
72.2%

Export-oriented Industries

27.8%

Domestic-oriented Industries

of total sales



2.0%
Year on Year

4.5%
Year on Year

Export-oriented Industries

Domestic-oriented Industries

%YoY: Percentage change year-on-year | b: billion
%MoM: Percentage change month-on-month

Source: Monthly Manufacturing Statistics, Department of Statistics Malaysia (DOSM)



@StatsMalaysia



ASEAN
MALAYSIA 2025
INCLUSIVE AND SUSTAINABILITY



MALAYSIA
MADANI
kemampanan



ODIN
OPEN DATA INVENTORY
MALAYSIA
NUMBER ONE
IN THE WORLD



20 October 2016 - 2030

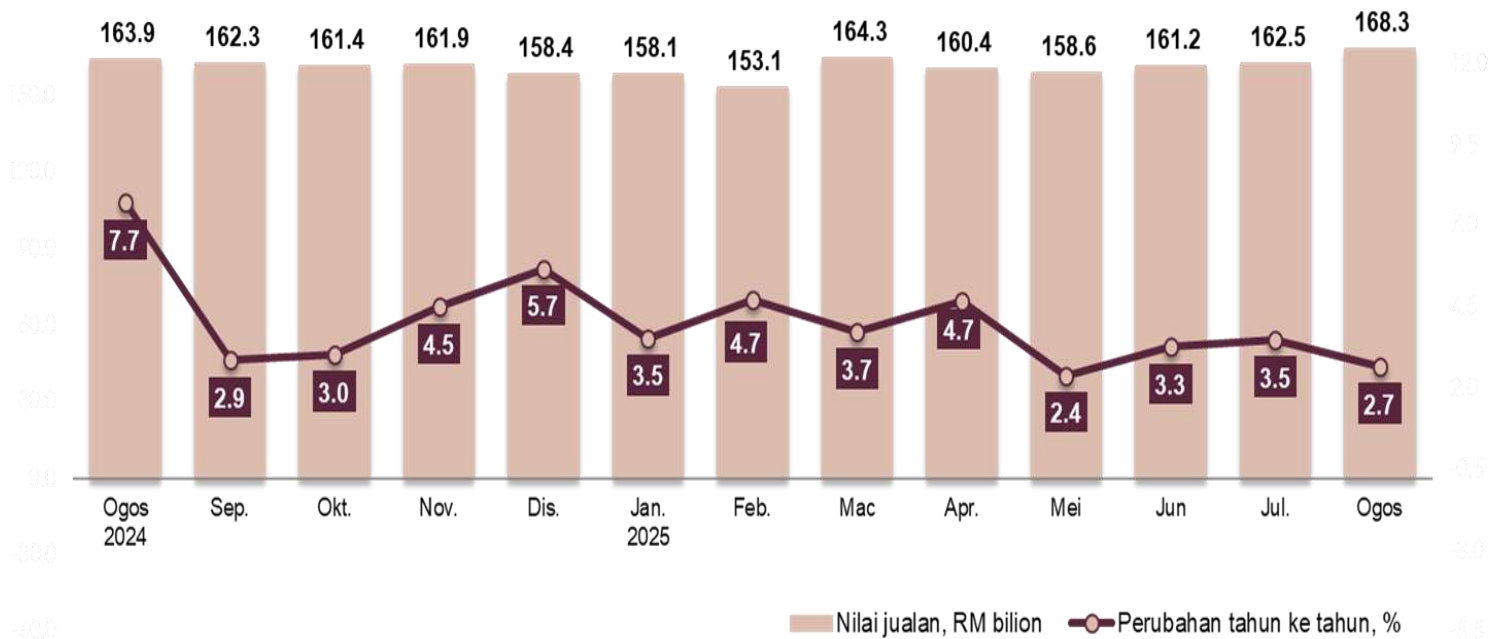
PRESTASI SEKTOR PEMBUATAN OGOS 2025

1.0 NILAI JUALAN SEKTOR PEMBUATAN

Sektor Pembuatan mencatatkan jualan RM168.3 bilion pada Ogos 2025, berkembang 2.7 peratus (Julai 2025: 3.5%) seperti yang ditunjukkan di **Carta 1**. Sebaliknya, nilai jualan pelarasan bermusim menurun 1.6 peratus berbanding bulan sebelumnya

Peningkatan nilai jualan dalam sektor Pembuatan disumbangkan terutamanya oleh subsektor Makanan, minuman & tembakau, bertambah baik 9.6 peratus pada Ogos 2025 (Julai 2025: 8.9%). Pertumbuhan ini turut disokong lagi oleh subsektor Peralatan elektrik & elektronik dan Produk mineral bukan logam, logam asas & produk logam, yang masing-masing meningkat sebanyak 3.7 peratus (Julai 2025: 6.9%) dan 3.3 peratus (Julai 2025: 3.8%).

Carta 1: Nilai Jualan Sektor Pembuatan, Ogos 2024 - Ogos 2025



*** Nota:**

- Laporan ini boleh diperolehi daripada laman portal Jabatan Perangkaan Malaysia (<https://www.dosm.gov.my>) di bawah ruangan: **Siaran Terkini**.
- Data bagi bulan Ogos 2025 merupakan data **awalan**. Data ini akan dikemaskini berdasarkan data terkini yang diperolehi dan akan diterbitkan dalam penerbitan bulan September 2025.

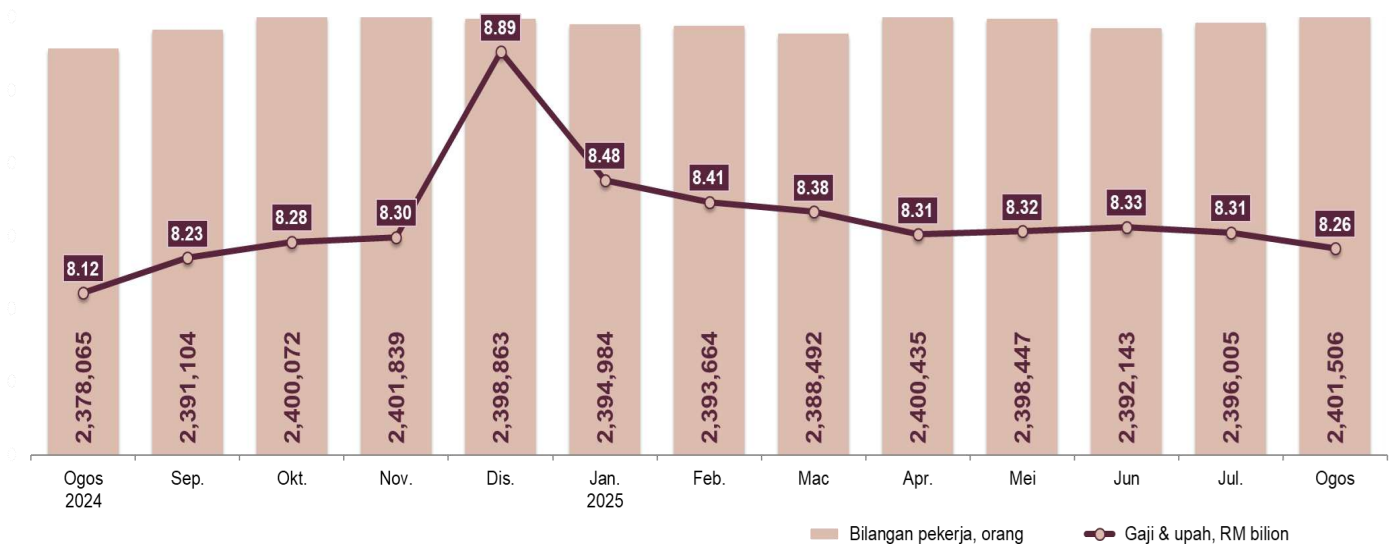
2.0 BILANGAN PEKERJA

Sejumlah 2.4 juta orang pekerja direkodkan dalam sektor ini pada Ogos 2025, bertambah sebanyak 1.0 peratus (Julai 2025: 1.1%). Pertambahan ini dipacu terutamanya oleh subsektor Makanan, minuman & tembakau (2.3%); Produk mineral bukan logam, logam asas & produk logam yang direka (1.4%); dan Peralatan elektrik & elektronik (0.9%). Berasaskan bulan ke bulan, bilangan pekerja dalam sektor ini meningkat 0.2 peratus.

3.0 GAJI & UPAH

Gaji & upah yang dibayar dalam sektor Pembuatan juga mencatatkan pengembangan 1.8 peratus (Julai 2025: 2.3%), berjumlah RM8.26 bilion pada Ogos 2025 seperti yang ditunjukkan di **Carta 2**. Tambahan pula, gaji & upah yang dibayar susut 0.6 peratus berbanding RM8.31 bilion yang direkodkan pada bulan sebelumnya.

Carta 2: Bilangan Pekerja dan Gaji & Upah Sektor Pembuatan, Ogos 2024 - Ogos 2025



4.0 PURATA GAJI & UPAH PER PEKERJA

Purata gaji & upah bulanan bagi setiap pekerja adalah RM3,440 pada Ogos 2025, meningkat sebanyak 0.8 peratus berbanding setahun yang lalu seperti yang dipaparkan di **Carta 3**. Sementara itu, purata gaji & upah bagi setiap pekerja susut sebanyak 0.8 peratus berbanding bulan sebelumnya (Julai 2025: RM3,469).

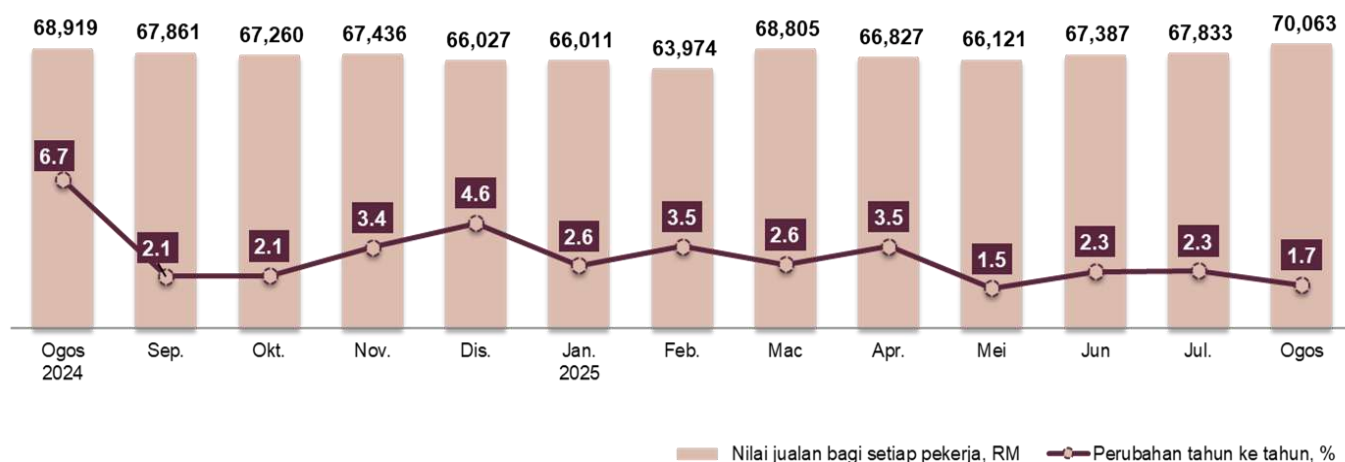
Carta 3: Gaji & Upah Per Pekerja Sektor Pembuatan, Ogos 2024 - Ogos 2025



5.0 NILAI JUALAN PER PEKERJA

Nilai jualan bagi setiap pekerja pada Ogos 2025 meningkat sebanyak 1.7 peratus untuk merekodkan RM70,063 berbanding RM68,919 pada bulan yang sama tahun sebelumnya (**Carta 4**). Seiring dengan itu, purata nilai jualan bagi setiap pekerja meningkat 3.3 peratus berbanding Julai 2025.

Carta 4: Nilai Jualan Per Pekerja Sektor Pembuatan, Ogos 2024 - Ogos 2025



6.0 PRESTASI BAGI TEMPOH JANUARI - OGOS 2025

Bagi tempoh dari Januari sehingga Ogos 2025, sektor Pembuatan merekodkan jualan kumulatif sebanyak RM1.3 trilion, tumbuh 3.5 peratus berbanding tempoh yang sama tahun 2024 (Januari – Ogos 2024: 4.9%). Bilangan pekerja meningkat sebanyak 1.0 peratus kepada 2.4 juta orang, manakala gaji & upah meningkat 1.9 peratus kepada RM66.8 bilion.

Selain itu, nilai jualan setiap pekerja berjumlah RM535,728, tumbuh 2.5 peratus. Butiran terperinci seperti ditunjukkan di **Jadual A**.

Jadual A: Nilai Jualan, Bilangan Pekerja, Gaji & Upah dan Nilai Jualan per Pekerja , Januari - Ogos 2024 dan 2025

Perangkaan Pembuatan Bulanan	Januari - Ogos		% Perubahan
	2024	2025	
Nilai Jualan (RM juta)	1,242,498	1,286,554	3.5
Bilangan Pekerja	2,378,065	2,401,506	1.0
Gaji & Upah (RM juta)	65,566	66,793	1.9
Nilai Jualan Per Pekerja (RM)	522,483	535,728	2.5

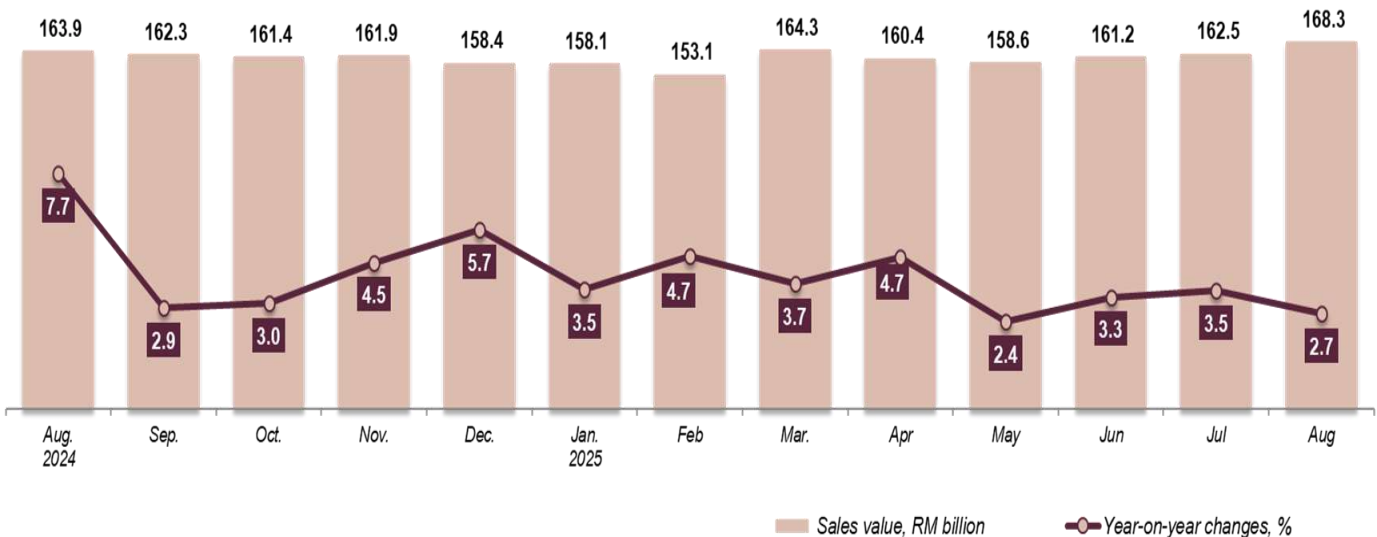
MANUFACTURING SECTOR PERFORMANCE IN AUGUST 2025

1.0 SALES VALUE OF THE MANUFACTURING SECTOR

The Manufacturing sector posted sales of RM168.3 billion in August 2025, expanded 2.7 per cent (July 2025: 3.5%) as shown in **Chart 1**. Conversely, the seasonal adjusted sales value decreased by 1.6 per cent as compared to the preceding month.

The growth in sales value within the Manufacturing sector was mainly contributed by the Food, beverages & tobacco sub-sector, improved by 9.6 per cent in August 2025 (July 2025: 8.9%). The growth was further supported by the Electrical & electronics products and the Non-metallic mineral products, basic metal & fabricated metal products sub-sectors, which rose by 3.7 per cent (July 2025: 6.9%) and 3.3 per cent (July 2025: 3.8%), respectively.

Chart 1: Sales Value of the Manufacturing Sector, August 2024 - August 2025



*** Notes:**

- This report can be accessed through the web portal of the Department of Statistics, Malaysia (<https://www.dosm.gov.my>) under the section: **Latest Releases**.
- Data for August 2025 is **provisional**. The data will be updated based on the latest available figures and subsequently published in the September 2025 publication.

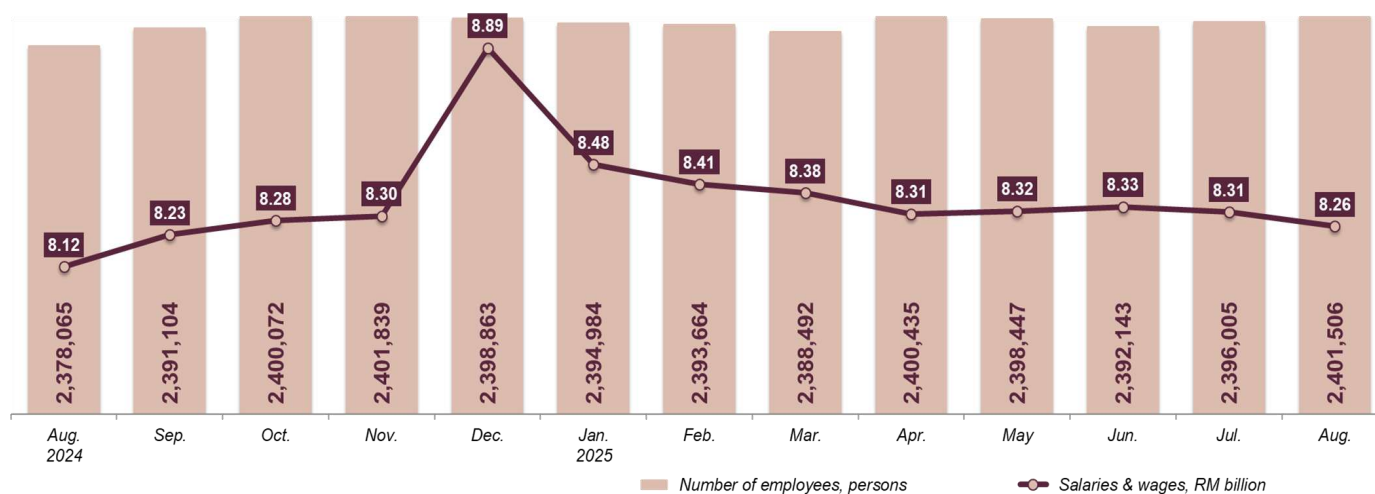
2.0 NUMBER OF EMPLOYEES

A total of 2.4 million employees were recorded in this sector during August 2025, augmented by 1.0 per cent (July 2025: 1.1%). The augmentation was mainly driven by the Food, beverages & tobacco (2.3%); Non-metallic mineral products, basic metal & fabricated metal products (1.4%); and Electrical & electronics products (0.9%). On a month-on-month basis, the number of employees in this sector increased 0.2 per cent.

3.0 SALARIES & WAGES

The salaries & wages paid in the Manufacturing sector also posted an expansion of 1.8 per cent (July 2025: 2.3%), amounted to RM8.26 billion in August 2025 as shown in **Chart 2**. In addition, the salaries & wages paid dropped by 0.6 per cent compared to RM8.31 billion recorded in the preceding month.

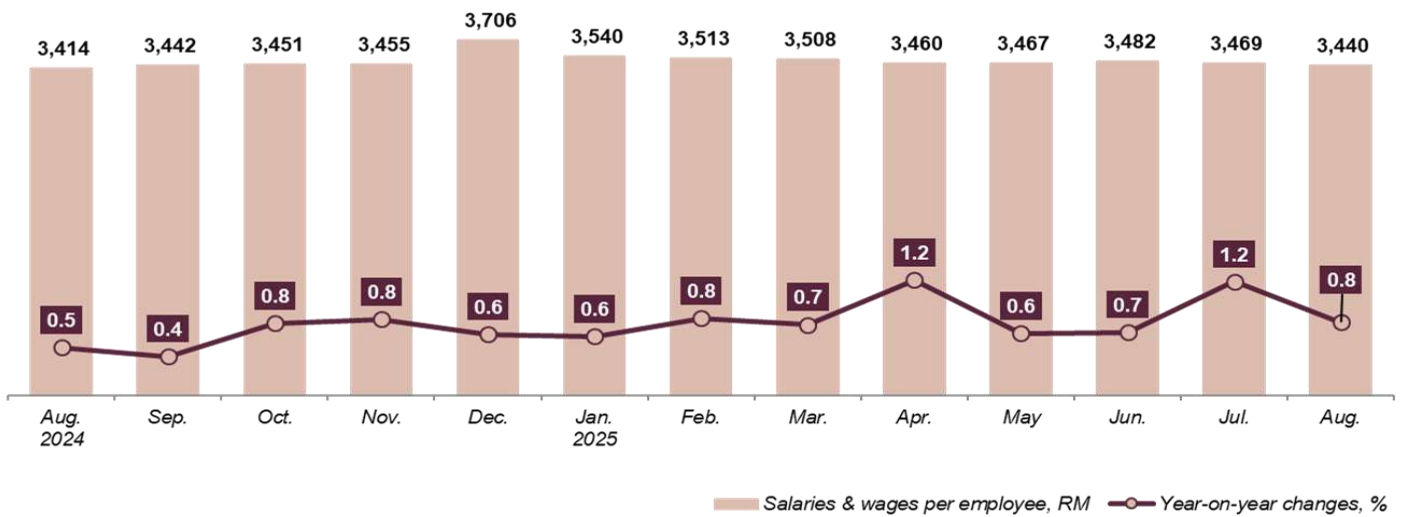
Chart 2: Number of Employees and Salaries & Wages in Manufacturing Sector, August 2024 - August 2025



4.0 AVERAGE SALARIES & WAGES PER EMPLOYEE

The average monthly salaries & wages per employee was RM3,440 in August 2025, rose 0.8 per cent as compared to a year ago as depicted in **Chart 3**. Meanwhile, the average salaries & wages paid per employee also declined by 0.8 per cent as compared to the preceding month (July 2025: RM3,469).

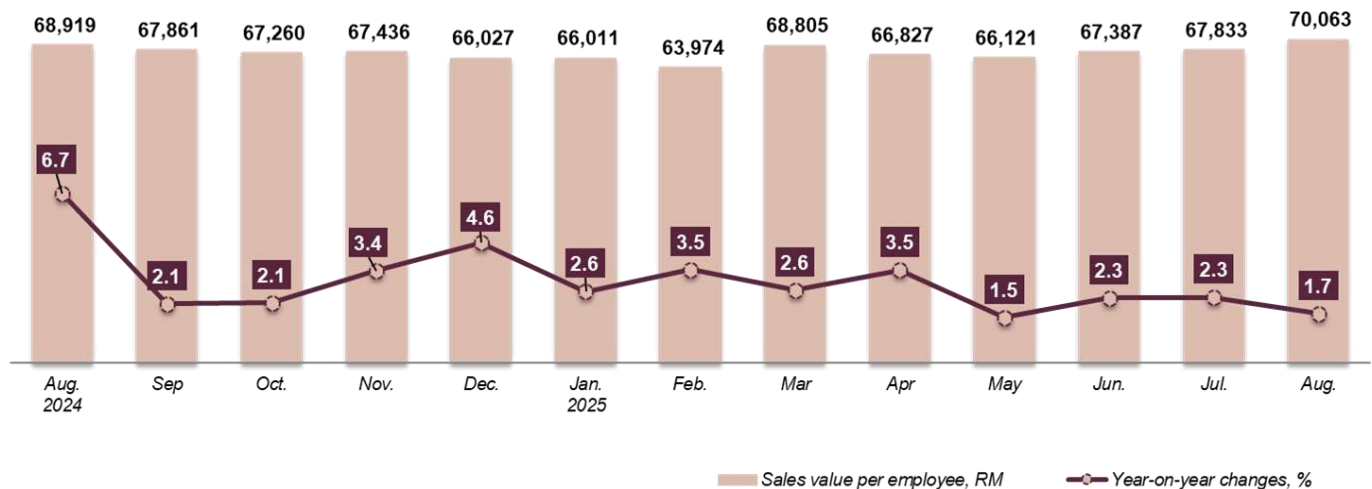
Chart 3: Salaries & Wages per Employee in Manufacturing Sector, August 2024 - August 2025



5.0 SALES VALUE PER EMPLOYEE

The sales value per employee in August 2025 increased by 1.7 per cent to record RM70,063 as compared to RM68,919 in the same month of the previous year (**Chart 4**). In the meantime, the average sales value per employee increased 3.3 per cent as compared to July 2025.

Chart 4: Sales Value per Employee in Manufacturing Sector, August 2024 - August 2025



6.0 PERFORMANCE IN THE PERIOD JANUARY - AUGUST 2025

For the period of January to August 2025, the Manufacturing sector recorded cumulative sales of RM1.3 trillion, grew 3.5 per cent as compared to the same period of 2024 (January – August 2024: 4.9%). The number of employee upticked by 1.0 per cent to 2.4 million persons, while salaries & wages increased by 1.9 per cent to RM66.8 billion.

Moreover, the sales value per employee stood at RM535,728, grew 2.5 per cent. The details as per shown in **Table A**.

Table A: Sales Value, Number of Employees, Salaries & Wages and Sales Value per Employee, January - August of 2024 and 2025

Monthly Manufacturing Statistics	January - August		% Change
	2024	2025	
Sales Value (RM million)	1,242,498	1,286,554	3.5
Number of Employees	2,378,065	2,401,506	1.0
Salaries & Wages (RM million)	65,566	66,793	1.9
Sales Value per Employee (RM)	522,483	535,728	2.5

JADUAL

Tables

Muka surat ini sengaja dibiarkan kosong
This page is deliberately left blank

Jadual 1 : Perangkaan Utama Sektor Pembuatan
Table 1 : Principal Statistics of Manufacturing Sector

Tempoh Period	Nilai Jualan Produk Yang Dibuat Sendiri (Di Kilang) Sales value of own (Ex-factory) (RM Juta/Million)				Bilangan Pekerja Bergaji Pada Akhir Tempoh Number of employees engaged at end of period				Gaji & Upah Yang Dibayar Salaries & wages paid (RM Juta/Million)				
	Data Asal (Original Data)	% YoY	Pelarasan Musim (Seasonally Adjusted)	% MoM	Data Asal (Original Data)	% YoY	Pelarasan Musim (Seasonally Adjusted)	% MoM	Data Asal (Original Data)	% YoY	Pelarasan Musim (Seasonally Adjusted)	% MoM	
2023	1,804,035	0.2			2,374,557	1.7			97,789	3.5			
2024	1,886,549	4.6			2,398,863	1.0			99,268	1.5			
2024	Q1	457,326	1.8		2,363,344	0.5			24,823	1.2			
	Q2	464,219	5.7		2,369,595	1.0			24,500	1.4			
	Q3	483,215	6.5		2,391,104	0.8			24,474	1.7			
	Q4	481,788	4.4		2,398,863	1.0			25,470	1.7			
2025	Q1	475,568	4.0		2,388,492	1.1			25,268	1.8			
	Q2	480,202	3.4		2,392,143	1.0			24,951	1.8			
2024 (Jan. - Ogo.)	1,242,498	4.9			2,378,065	1.0			65,566	1.5			
2025 (Jan. - Ogo.)	1,286,554	3.5			2,401,506	1.0			66,793	1.9			
2024	Jan.	152,704	3.2	149,845	4.3	2,372,913	1.3	2,356,488	-0.8	8,350	2.0	8,155	-1.1
	Feb.	146,191	0.7	155,213	3.6	2,365,000	0.6	2,351,807	-0.2	8,243	1.0	8,137	-0.2
	Mac	158,431	1.4	156,773	1.0	2,363,344	0.5	2,352,452	0.0	8,230	0.7	8,152	0.2
	Apr.	153,227	5.7	158,530	1.1	2,372,596	1.0	2,368,972	0.7	8,112	1.2	8,218	0.8
	Mei	154,897	5.5	162,213	2.3	2,377,714	0.9	2,376,146	0.3	8,191	1.1	8,257	0.5
	Jun	156,094	5.9	158,443	-2.3	2,369,595	1.0	2,380,330	0.2	8,198	1.8	8,296	0.5
	Jul.	157,060	9.1	164,504	3.8	2,369,452	1.3	2,384,811	0.2	8,124	2.4	8,324	0.3
	Ogo.	163,893	7.7	162,025	-1.5	2,378,065	1.0	2,389,702	0.2	8,119	1.5	8,279	-0.5
	Sep.	162,262	2.9	154,616	-4.6	2,391,104	0.8	2,394,816	0.2	8,231	1.2	8,294	0.2
	Okt.	161,428	3.0	153,822	-0.5	2,400,072	0.9	2,404,231	0.4	8,282	1.7	8,370	0.9
	Nov.	161,971	4.5	155,073	0.8	2,401,839	1.0	2,403,112	0.0	8,298	1.8	8,410	0.5
	Dis.	158,389	5.7	153,499	-1.0	2,398,863	1.0	2,398,072	-0.2	8,890	1.7	8,376	-0.4
2025	Jan.	158,095	3.5	160,099	4.3	2,394,984	0.9	2,388,272	-0.4	8,479	1.5	8,311	-0.8
	Feb.	153,133	4.7	162,012	1.2	2,393,664	1.2	2,389,793	0.1	8,410	2.0	8,326	0.2
	Mac	164,340	3.7	161,885	-0.1	2,388,492	1.1	2,385,010	-0.2	8,379	1.8	8,310	-0.2
	Apr.	160,415	4.7	163,163	0.8	2,400,435	1.2	2,398,852	0.6	8,306	2.4	8,404	1.1
	Mei	158,588	2.4	163,934	0.5	2,398,447	0.9	2,395,716	-0.1	8,315	1.5	8,367	-0.4
	Jun	161,199	3.3	162,941	-0.6	2,392,143	1.0	2,401,340	0.2	8,330	1.6	8,421	0.6
	Jul.	162,529	3.5	168,200	3.2	2,396,005	1.1	2,412,021	0.4	8,312	2.3	8,531	1.3
	Ogo.	168,256	2.7	165,559	-1.6	2,401,506	1.0	2,410,643	-0.1	8,262	1.8	8,449	-1.0

Jadual **1.1a** : Nilai Jualan Sektor Pembuatan Mengikut Subsektor
 Table : Sales Value of Manufacturing Sector by Sub-sector

Subsektor Sub-sector	2023	2024	2024	
			Q1	
1. Makanan, minuman dan tembakau <i>Food, beverages and tobacco</i>	309,508	338,336	75,567	
10 Pembuatan produk makanan <i>Manufacture of food products</i>	292,444	319,765	70,861	
11 Pembuatan minuman <i>Manufacture of beverages</i>	13,055	14,226	3,399	
12 Pembuatan produk tembakau <i>Manufacture of tobacco products</i>	4,010	4,345	1,307	
2. Tekstil, pakaian, kulit dan kasut <i>Textiles, wearing apparel, leather and footwear</i>	24,153	25,461	6,544	
13 Pembuatan tekstil <i>Manufacture of textiles</i>	11,404	12,252	3,117	
14 Pembuatan pakaian <i>Manufacture of wearing apparel</i>	9,873	10,176	2,656	
15 Pembuatan produk kulit dan barangan bfrkaitan <i>Manufacture of leather and related products</i>	2,876	3,034	771	
3. Produk kayu, perabot, keluaran kertas dan percetakan <i>Wood products, furniture, paper products and printing</i>	86,146	89,211	24,394	
16 Pembuatan kayu dan produk kayu dan gabus, kecuali perabot; pembuatan bagi artikel jerami dan bahan-bahan anyaman <i>Manufacture of wood and products of wood and cork, except furniture; manufacture of articles of straw and plaiting materials</i>	24,608	24,985	7,408	
17 Pembuatan kertas dan produk kertas <i>Manufacture of paper and paper products</i>	29,883	30,153	7,711	
18 Percetakan dan penerbitan semula media rakaman <i>Printing and reproduction of recorded media</i>	14,526	15,504	3,948	
31 Pembuatan perabot <i>Manufacture of furniture</i>	17,130	18,569	5,326	
4. Petroleum, kimia, getah dan plastik <i>Petroleum, chemical, rubber and plastic</i>	469,010	464,334	111,249	
19 Pembuatan kok dan produk petroleum bfrtapis <i>Manufacture of coke and refined petroleum products</i>	224,749	208,646	48,509	
20 Pembuatan kimia dan produk kimia <i>Manufacture of chemicals and chemical products</i>	112,375	115,258	29,595	
21 Pembuatan produk farmaseutikal asas, kimia perubatan dan botani <i>Manufacture of basic pharmaceutical products and pharmaceutical preparations</i>	10,708	11,312	2,848	
22 Pembuatan produk getah dan plastik <i>Manufacture of rubber and plastics products</i>	121,177	129,117	30,297	
5. Produk mineral bukan logam, logam asas dan produk logam yang direka <i>Non-metallic mineral products, basic metal and fabricated metal products</i>	179,468	193,060	51,069	
23 Pembuatan produk galian bukan logam lain <i>Manufacture of other non-metallic mineral products</i>	52,777	56,071	15,168	
24 Pembuatan logam asas <i>Manufacture of basic metals</i>	56,455	59,789	15,889	
25 Pembuatan produk logam, kecuali mesin dan kelengkapan <i>Manufacture of fabricated metal products, except machinery and equipment</i>	70,235	77,199	20,012	
6. Produk elektrik dan elektronik <i>Electrical and electronic products</i>	598,972	635,465	152,307	
26 Pembuatan komputer, produk elektronik dan optikal <i>Manufacture of computer, electronics and optical products</i>	496,238	530,648	127,730	
27 Pembuatan kelengkapan elektrik <i>Manufacture of electrical equipment</i>	57,863	58,261	13,559	
28 Pembuatan jentera dan peralatan t.t.t.l. <i>Manufacture of machinery and equipment n.e.c.</i>	44,872	46,555	11,018	
7. Kelengkapan pengangkutan dan pembuatan lain <i>Transport equipment and other manufactures</i>	136,778	140,683	36,196	
29 Pembuatan kenderaan bfrmotor, treler dan semi treler <i>Manufacture of motor vehicles, trailers and semi-trailers</i>	101,255	103,992	27,089	
30 Pembuatan kelengkapan pengangkutan lain <i>Manufacture of other transport equipment</i>	16,045	16,365	4,152	
32 Pembuatan lain <i>Other manufacturing</i>	13,315	13,872	3,248	
33 Pembaikan dan pemasangan jentera dan kelengkapan <i>Repair and installation of machinery and equipment</i>	6,163	6,454	1,706	
Pembuatan Manufacturing	Jumlah Total	1,804,035	1,886,549	457,326

			2025			2024	2025
Q2	Q3	Q4	Q1	Q2	(Jan. - Ogo.)	(Jan. - Ogo.)	
80,980	87,830	93,959	84,786	91,389	214,880	239,910	
76,479	83,353	89,071	79,739	86,659	202,664	226,825	
3,387	3,592	3,849	3,734	3,623	9,185	10,043	
1,114	885	1,039	1,313	1,107	3,032	3,042	
6,264	6,234	6,419	6,516	6,209	17,038	16,884	
3,164	2,981	2,989	2,978	3,084	8,343	8,049	
2,439	2,530	2,551	2,715	2,408	6,802	6,805	
660	722	880	823	718	1,893	2,031	
20,496	20,760	23,561	24,704	20,666	58,331	58,970	
5,141	5,590	6,845	7,351	5,065	16,003	15,889	
7,488	7,466	7,487	7,601	7,301	20,221	19,777	
3,708	3,777	4,071	4,213	3,978	10,186	10,885	
4,159	3,926	5,157	5,539	4,322	11,921	12,419	
117,714	121,055	114,315	110,739	112,969	310,941	303,015	
52,490	56,180	51,468	45,602	47,867	139,262	129,974	
28,309	29,460	27,894	30,301	27,984	77,855	77,645	
2,807	2,885	2,772	3,016	3,045	7,570	8,148	
34,109	32,529	32,182	31,821	34,074	86,254	87,248	
47,067	45,542	49,382	52,852	48,857	127,787	132,412	
13,631	13,493	13,779	15,491	14,054	37,904	38,711	
13,733	13,850	16,317	16,574	14,482	38,034	39,943	
19,703	18,199	19,285	20,788	20,321	51,848	53,758	
157,995	167,434	157,728	163,677	167,531	420,076	446,734	
132,055	140,640	130,224	137,747	139,847	351,916	374,588	
14,035	15,929	14,738	14,022	14,675	38,060	39,440	
11,905	10,866	12,766	11,908	13,009	30,100	32,707	
33,703	34,360	36,425	32,293	32,580	93,444	88,629	
24,408	25,671	26,824	22,852	23,008	69,456	63,791	
4,054	3,700	4,459	4,196	4,059	10,617	10,695	
3,755	3,498	3,371	3,434	3,913	9,281	9,785	
1,485	1,492	1,770	1,812	1,600	4,091	4,358	
464,219	483,215	481,788	475,568	480,202	1,242,498	1,286,554	

Jadual **1.1a** : Nilai Jualan Sektor Pembuatan Mengikut Subsektor (samb.)
 Table **1.1a** : Sales Value of Manufacturing Sector by Sub-sector (cont.)

Subsektor Sub-sector	2024							
	Jan.	Feb.	Mac	Apr.	Mei	Jun	Jul.	
1. Makanan, minuman dan tembakau <i>Food, beverages and tobacco</i>	27,744	23,712	24,111	26,408	27,470	27,102	28,269	
10 Pembuatan produk makanan <i>Manufacture of food products</i>	26,219	22,214	22,427	24,813	25,946	25,720	26,797	
11 Pembuatan minuman <i>Manufacture of beverages</i>	1,115	1,091	1,193	1,196	1,113	1,077	1,164	
12 Pembuatan produk tembakau <i>Manufacture of tobacco products</i>	410	407	490	399	411	305	308	
2. Tekstil, pakaian, kulit dan kasut <i>Textiles, wearing apparel, leather and footwear</i>	2,234	2,102	2,209	2,094	2,142	2,027	2,132	
13 Pembuatan tekstil <i>Manufacture of textiles</i>	1,071	1,018	1,029	1,026	1,088	1,050	1,030	
14 Pembuatan pakaian <i>Manufacture of wearing apparel</i>	899	835	922	840	832	767	886	
15 Pembuatan produk kulit dan barangan bfrkaitan <i>Manufacture of leather and related products</i>	264	250	258	227	223	210	217	
3. Produk kayu, perabot, keluaran kertas dan percetakan <i>Wood products, furniture, paper products and printing</i>	8,176	7,796	8,421	7,512	6,822	6,162	6,456	
16 Pembuatan kayu dan produk kayu dan gabus, kecuali perabot; pembuatan bagi artikel jerami dan bahan-bahan anyaman <i>Manufacture of wood and products of wood and cork, except furniture; manufacture of articles of straw and plaiting materials</i>	2,482	2,290	2,636	2,097	1,638	1,406	1,478	
17 Pembuatan kertas dan produk kertas <i>Manufacture of paper and paper products</i>	2,579	2,537	2,595	2,612	2,456	2,420	2,513	
18 Percetakan dan penerbitan semula media rakaman <i>Printing and reproduction of recorded media</i>	1,321	1,316	1,310	1,279	1,199	1,229	1,296	
31 Pembuatan perabot <i>Manufacture of furniture</i>	1,794	1,652	1,880	1,523	1,528	1,107	1,168	
4. Petroleum, kimia, getah dan plastik <i>Petroleum, chemical, rubber and plastic</i>	38,231	34,736	38,283	39,467	37,848	40,399	41,362	
19 Pembuatan kok dan produk petroleum bfrtapis <i>Manufacture of coke and refined petroleum products</i>	17,176	15,204	16,129	17,118	16,001	19,370	19,483	
20 Pembuatan kimia dan produk kimia <i>Manufacture of chemicals and chemical products</i>	10,322	9,379	9,894	9,594	9,450	9,265	9,711	
21 Pembuatan produk farmaseutikal asas, kimia perubatan dan botani <i>Manufacture of basic pharmaceutical products and pharmaceutical preparations</i>	904	942	1,001	965	846	996	962	
22 Pembuatan produk getah dan plastik <i>Manufacture of rubber and plastics products</i>	9,828	9,211	11,259	11,790	11,551	10,769	11,206	
5. Produk mineral bukan logam, logam asas dan produk logam yang direka <i>Non-metallic mineral products, basic metal and fabricated metal products</i>	17,081	16,443	17,545	16,967	15,189	14,912	14,482	
23 Pembuatan produk galian bukan logam lain <i>Manufacture of other non-metallic mineral products</i>	5,140	4,869	5,158	4,804	4,434	4,393	4,582	
24 Pembuatan logam asas <i>Manufacture of basic metals</i>	5,140	5,203	5,546	5,225	4,465	4,042	3,899	
25 Pembuatan produk logam, kecuali mesin dan kelengkapan <i>Manufacture of fabricated metal products, except machinery and equipment</i>	6,801	6,371	6,840	6,938	6,289	6,476	6,000	
6. Produk elektrik dan elektronik <i>Electrical and electronic products</i>	46,315	49,820	56,172	49,253	53,228	55,514	52,637	
26 Pembuatan komputer, produk elektronik dan optikal <i>Manufacture of computer, electronics and optical products</i>	37,731	41,913	48,086	40,611	44,502	46,942	44,057	
27 Pembuatan kelengkapan elektrik <i>Manufacture of electrical equipment</i>	4,772	4,323	4,464	4,586	4,766	4,683	5,070	
28 Pembuatan jentera dan peralatan t.t.t.l. <i>Manufacture of machinery and equipment n.e.c.</i>	3,813	3,584	3,621	4,056	3,960	3,889	3,509	
7. Kelengkapan pengangkutan dan pembuatan lain <i>Transport equipment and other manufactures</i>	12,922	11,582	11,692	11,526	12,199	9,978	11,723	
29 Pembuatan kenderaan bfrmotor, treler dan semi treler <i>Manufacture of motor vehicles, trailers and semi-trailers</i>	9,877	8,718	8,494	8,193	9,157	7,058	8,944	
30 Pembuatan kelengkapan pengangkutan lain <i>Manufacture of other transport equipment</i>	1,374	1,288	1,491	1,486	1,302	1,267	1,209	
32 Pembuatan lain <i>Other manufacturing</i>	1,123	1,049	1,075	1,237	1,309	1,209	1,144	
33 Pembaikan dan pemasangan jentera dan kelengkapan <i>Repair and installation of machinery and equipment</i>	548	527	632	610	432	444	426	
Pembuatan <i>Manufacturing</i>	Jumlah <i>Total</i>	152,704	146,191	158,431	153,227	154,897	156,094	157,060

2025

Ogo.	Sep.	Okt.	Nov.	Dis.	Jan.	Feb.	Mac	Apr.	Mei	Jun	Jul.	Ogo.
30,064	29,497	31,595	31,219	31,145	30,687	27,152	26,948	29,263	31,043	31,083	30,799	32,935
28,526	28,030	29,916	29,612	29,543	29,053	25,539	25,147	27,605	29,456	29,598	29,184	31,242
1,234	1,193	1,319	1,263	1,266	1,216	1,199	1,319	1,263	1,185	1,175	1,302	1,383
304	274	360	343	336	417	414	482	394	402	310	312	310
2,098	2,004	2,098	2,168	2,154	2,232	2,112	2,172	2,112	2,112	1,985	2,106	2,053
1,032	920	964	1,004	1,020	1,041	983	954	1,006	1,059	1,018	1,003	984
822	823	851	859	841	908	861	946	858	810	740	869	813
244	261	282	305	292	283	268	272	249	243	226	234	257
6,985	7,319	7,618	8,002	7,941	8,215	7,979	8,510	7,630	6,858	6,178	6,503	7,097
1,976	2,137	2,318	2,272	2,255	2,458	2,306	2,587	2,110	1,600	1,355	1,432	2,040
2,508	2,445	2,428	2,551	2,509	2,530	2,510	2,561	2,590	2,386	2,325	2,449	2,427
1,234	1,247	1,228	1,440	1,403	1,410	1,412	1,391	1,365	1,295	1,319	1,365	1,328
1,267	1,490	1,644	1,740	1,774	1,818	1,750	1,971	1,565	1,578	1,180	1,257	1,301
40,616	39,077	39,534	38,797	35,984	38,534	34,590	37,616	38,584	35,943	38,443	39,837	39,470
18,780	17,917	18,536	17,782	15,150	16,807	14,180	14,614	15,643	14,413	17,810	18,239	18,267
10,241	9,509	8,991	9,335	9,569	10,428	9,726	10,147	9,756	9,210	9,017	9,479	9,881
954	970	949	912	911	935	1,010	1,070	1,038	930	1,077	1,047	1,040
10,642	10,681	11,059	10,769	10,353	10,364	9,673	11,784	12,146	11,389	10,539	11,072	10,282
15,169	15,891	15,842	16,432	17,108	17,441	17,163	18,248	17,749	15,751	15,357	15,038	15,666
4,523	4,388	4,273	4,663	4,843	5,194	4,969	5,328	5,018	4,588	4,448	4,618	4,547
4,513	5,438	5,426	5,513	5,379	5,237	5,474	5,862	5,534	4,656	4,292	4,182	4,706
6,133	6,066	6,143	6,256	6,886	7,010	6,720	7,058	7,197	6,507	6,616	6,237	6,413
57,137	57,661	52,772	52,938	52,019	49,687	53,688	60,302	53,971	55,563	57,997	56,274	59,252
48,073	48,509	43,722	43,716	42,785	40,637	45,199	51,911	44,744	46,359	48,744	47,092	49,902
5,397	5,462	5,165	4,823	4,751	4,893	4,524	4,605	4,785	4,937	4,953	5,239	5,503
3,667	3,689	3,885	4,398	4,483	4,157	3,965	3,786	4,443	4,267	4,299	3,943	3,847
11,823	10,814	11,970	12,416	12,039	11,299	10,450	10,545	11,106	11,317	10,157	11,972	11,783
9,015	7,712	8,825	9,126	8,874	8,140	7,476	7,236	7,682	8,181	7,145	9,087	8,845
1,202	1,289	1,465	1,537	1,457	1,391	1,309	1,496	1,466	1,317	1,276	1,215	1,226
1,134	1,220	1,096	1,143	1,132	1,195	1,107	1,132	1,295	1,347	1,271	1,218	1,220
473	593	584	610	576	574	557	681	663	471	466	452	494
163,893	162,262	161,428	161,971	158,389	158,095	153,133	164,340	160,415	158,588	161,199	162,529	168,256

Jadual **1.1b** : Nilai Jualan Sektor Pembuatan Mengikut Subsektor: Perubahan Peratusan Tahunan
 Table **1.1b** : Sales Value of Manufacturing Sector by Sub-sector: Annual Percentage Change

Subsektor Sub-sector	2023	2024	2024				2025		2024	2025	
			Q1	Q2	Q3	Q4	Q1	Q2	(Jan. - Ogo.)	(Jan. - Ogo.)	
1. Makanan, minuman dan tembakau <i>Food, beverages and tobacco</i>	-3.3	9.3	3.4	8.2	12.3	12.7	12.2	12.9	8.4	11.6	
10 Pembuatan produk makanan <i>Manufacture of food products</i>	-3.8	9.3	3.2	8.1	12.5	12.8	12.5	13.3	8.4	11.9	
11 Pembuatan minuman <i>Manufacture of beverages</i>	2.7	9.0	6.1	8.2	9.4	12.0	9.8	7.0	7.8	9.3	
12 Pembuatan produk tembakau <i>Manufacture of tobacco products</i>	17.6	8.4	9.3	11.8	9.6	2.8	0.5	-0.7	10.8	0.3	
2. Tekstil, pakaian, kulit dan kasut <i>Textiles, wearing apparel, leather and footwear</i>	2.2	5.4	6.4	6.4	6.7	2.4	-0.4	-0.9	6.9	-0.9	
13 Pembuatan tekstil <i>Manufacture of textiles</i>	-2.1	7.4	7.6	10.4	7.6	4.1	-4.5	-2.5	9.4	-3.5	
14 Pembuatan pakaian <i>Manufacture of wearing apparel</i>	5.6	3.1	4.9	2.8	5.8	-1.0	2.2	-1.3	4.7	0.03	
15 Pembuatan produk kulit dan barangan berkaitan <i>Manufacture of leather and related products</i>	9.0	5.5	6.7	1.8	6.0	6.9	6.7	8.7	4.6	7.3	
3. Produk kayu, perabot, keluaran kertas dan percetakan <i>Wood products, furniture, paper products and printing</i>	1.4	3.6	3.3	4.7	4.5	2.0	1.3	0.8	4.4	1.1	
16 Pembuatan kayu dan produk kayu dan gabus, kecuali perabot; pembuatan bagi artikel jerami dan bahan-bahan anyaman <i>Manufacture of wood and products of wood and cork, except furniture; manufacture of articles of straw and plaiting materials</i>	-5.0	1.5	-1.3	3.3	4.4	1.0	-0.8	-1.5	1.6	-0.7	
17 Pembuatan kertas dan produk kertas <i>Manufacture of paper and paper products</i>	5.7	0.9	2.0	1.5	1.1	-1.0	-1.4	-2.5	2.2	-2.2	
18 Percetakan dan penerbitan semula media rakaman <i>Printing and reproduction of recorded media</i>	6.0	6.7	3.6	7.4	9.3	7.0	6.7	7.3	6.6	6.9	
31 Pembuatan perabot <i>Manufacture of furniture</i>	0.2	8.4	12.6	10.5	7.0	3.9	4.0	3.9	10.7	4.2	
4. Petroleum, kimia, getah dan plastik <i>Petroleum, chemical, rubber and plastic</i>	-6.0	-1.0	-4.8	-0.4	1.3	-0.1	-0.5	-4.0	-1.3	-2.5	
19 Pembuatan kok dan produk petroleum bertapis <i>Manufacture of coke and refined petroleum products</i>	-10.1	-7.2	-12.9	-7.2	-3.9	-4.8	-6.0	-8.8	-7.8	-6.7	
20 Pembuatan kimia dan produk kimia <i>Manufacture of chemicals and chemical products</i>	0.7	2.6	-0.1	5.7	4.6	0.4	2.4	-1.1	3.4	-0.3	
21 Pembuatan produk farmasetikal asas, kimia perubatan dan botani <i>Manufacture of basic pharmaceutical products and pharmaceutical preparations</i>	5.2	5.6	5.4	6.8	6.3	4.1	5.9	8.5	6.3	7.6	
22 Pembuatan produk getah dan plastik <i>Manufacture of rubber and plastics products</i>	-5.0	6.6	4.9	5.9	7.7	7.7	5.0	-0.1	6.1	1.2	
5. Produk mineral bukan logam, logam asas dan produk logam yang direka <i>Non-metallic mineral products, basic metal and fabricated metal products</i>	6.8	7.6	8.3	11.0	8.0	3.4	3.5	3.8	9.6	3.6	
23 Pembuatan produk galian bukan logam lain <i>Manufacture of other non-metallic mineral products</i>	7.1	6.2	7.5	8.0	7.2	2.4	2.1	3.1	8.0	2.1	
24 Pembuatan logam asas <i>Manufacture of basic metals</i>	4.1	5.9	4.0	10.6	7.8	2.6	4.3	5.5	7.9	5.0	
25 Pembuatan produk logam, kecuali mesin dan kelengkapan <i>Manufacture of fabricated metal products, except machinery and equipment</i>	8.8	9.9	12.7	13.5	8.8	4.9	3.9	3.1	12.1	3.7	
6. Produk elektrik dan elektronik <i>Electrical and electronic products</i>	3.0	6.1	2.2	7.3	8.1	6.8	7.5	6.0	5.9	6.3	
26 Pembuatan komputer, produk elektronik dan optikal <i>Manufacture of computer, electronics and optical products</i>	3.4	6.9	2.4	8.7	9.3	7.4	7.8	5.9	6.8	6.4	
27 Pembuatan kelengkapan elektrik <i>Manufacture of electrical equipment</i>	3.2	0.7	-0.2	-0.9	1.8	1.8	3.4	4.6	0.25	3.6	
28 Pembuatan jentera dan peralatan t.t.t.l. <i>Manufacture of machinery and equipment n.e.c.</i>	-1.9	3.8	1.9	3.2	3.0	6.6	8.1	9.3	2.9	8.7	
7. Kelengkapan pengangkutan dan pembuatan lain <i>Transport equipment and other manufactures</i>	10.9	2.9	8.2	8.4	3.1	-6.4	-10.8	-3.3	8.0	-5.2	
29 Pembuatan kenderaan bermotor, treler dan semi treler <i>Manufacture of motor vehicles, trailers and semi-trailers</i>	13.5	2.7	9.9	9.9	3.1	-9.1	-15.6	-5.7	9.5	-8.2	
30 Pembuatan kelengkapan pengangkutan lain <i>Manufacture of other transport equipment</i>	2.3	2.0	1.9	2.7	1.8	1.6	1.0	0.1	2.3	0.7	
32 Pembuatan lain <i>Other manufacturing</i>	5.1	4.2	5.0	5.6	4.2	1.9	5.7	4.2	5.5	5.4	
33 Pembaikan dan pemasangan jentera dan kelengkapan <i>Repair and installation of machinery and equipment</i>	7.3	4.7	4.7	7.1	4.1	3.3	6.2	7.7	5.7	6.5	
Pembuatan <i>Manufacturing</i>	Jumlah <i>Total</i>	0.2	4.6	1.8	5.7	6.5	4.4	4.0	3.4	4.9	3.5

(%)

2024												2025								
Jan.	Feb.	Mac	Apr.	Mei	Jun	Jul.	Ogo.	Sep.	Okt.	Nov.	Dis.	Jan.	Feb.	Mac	Apr.	Mei	Jun	Jul.	Ogo.	
11.4	-2.3	0.9	8.2	7.7	8.6	16.0	16.1	5.6	11.2	12.3	14.6	10.6	14.5	11.8	10.8	13.0	14.7	8.9	9.6	
11.7	-2.9	0.5	8.3	7.8	8.4	16.2	16.5	5.5	11.4	12.4	14.7	10.8	15.0	12.1	11.3	13.5	15.1	8.9	9.5	
6.5	4.6	7.2	7.0	6.2	11.8	9.4	9.9	8.9	7.2	13.1	16.3	9.1	9.9	10.5	5.6	6.5	9.1	11.8	12.1	
3.9	16.7	8.3	11.2	9.2	16.3	19.2	6.0	4.2	2.8	1.5	4.3	1.9	1.7	-1.7	-1.2	-2.1	1.9	1.6	2.0	
8.0	4.2	6.9	6.5	7.3	5.3	9.7	7.6	2.9	3.0	0.9	3.3	-0.1	0.5	-1.6	0.9	-1.4	-2.1	-1.2	-2.1	
8.9	8.5	5.5	8.6	12.3	10.3	11.3	9.7	1.7	2.9	3.7	5.7	-2.8	-3.4	-7.3	-2.0	-2.6	-3.0	-2.6	-4.7	
7.1	-1.4	9.0	5.3	3.2	-0.3	9.3	5.3	2.9	2.4	-3.9	-1.2	1.0	3.2	2.6	2.1	-2.7	-3.5	-1.8	-1.1	
7.9	6.9	5.3	1.8	0.6	3.2	3.8	6.6	7.5	5.4	6.0	9.3	7.2	7.3	5.5	9.4	9.1	7.4	7.8	5.2	
5.5	1.0	3.4	5.6	3.5	5.0	8.4	3.7	2.1	0.8	2.2	2.8	0.5	2.3	1.0	1.6	0.5	0.3	0.7	1.6	
0.1	-5.1	1.1	3.5	1.7	5.0	9.3	2.7	2.9	0.3	0.5	2.3	-1.0	0.7	-1.9	0.6	-2.3	-3.6	-3.1	3.3	
6.7	1.3	-1.7	1.1	0.8	2.7	6.8	0.5	-3.5	-4.1	0.7	0.4	-1.9	-1.1	-1.3	-0.9	-2.8	-3.9	-2.6	-3.3	
4.7	2.5	3.5	7.6	5.9	8.7	13.4	7.5	7.0	6.7	7.3	7.0	6.7	7.3	6.1	6.7	7.9	7.3	5.3	7.7	
13.0	9.2	15.3	16.1	8.3	6.3	5.4	8.7	6.8	5.3	2.6	3.9	1.4	5.9	4.8	2.7	3.2	6.5	7.6	2.7	
-7.9	-3.4	-2.9	2.1	-6.1	3.1	6.2	-0.7	-1.7	-1.3	0.1	1.2	0.8	-0.4	-1.7	-2.2	-5.0	-4.8	-3.7	-2.8	
-21.0	-8.8	-6.7	-5.2	-17.6	1.6	4.8	-7.5	-8.5	-7.0	-4.4	-2.4	-2.1	-6.7	-9.4	-8.6	-9.9	-8.1	-6.4	-2.7	
5.3	-2.6	-3.0	9.9	3.8	3.4	7.1	4.1	2.7	-1.0	0.4	1.7	1.0	3.7	2.6	1.7	-2.5	-2.7	-2.4	-3.5	
3.3	6.5	6.3	7.4	3.0	9.4	8.7	5.4	4.9	1.7	4.6	6.1	3.4	7.2	6.9	7.5	10.0	8.2	8.8	9.1	
8.0	4.9	2.3	7.4	5.2	4.9	8.0	8.2	7.1	9.2	7.7	6.2	5.5	5.0	4.7	3.0	-1.4	-2.1	-1.2	-3.4	
9.6	5.7	9.6	12.8	8.9	11.1	11.1	8.3	5.1	4.4	2.7	3.2	2.1	4.4	4.0	4.6	3.7	3.0	3.8	3.3	
12.1	4.2	6.5	9.7	7.3	6.8	10.8	6.8	4.1	3.9	1.1	2.3	1.0	2.1	3.3	4.5	3.5	1.3	0.8	0.5	
4.0	3.1	4.8	10.3	9.4	12.3	15.2	8.0	3.0	2.9	2.6	2.2	1.9	5.2	5.7	5.9	4.3	6.2	7.2	4.3	
12.3	9.1	16.6	17.0	9.7	13.5	8.7	9.7	7.9	6.1	4.1	4.8	3.1	5.5	3.2	3.7	3.5	2.2	4.0	4.6	
2.9	1.3	2.4	2.7	12.2	7.1	8.2	10.3	5.8	3.2	8.6	8.7	7.3	7.8	7.4	9.6	4.4	4.5	6.9	3.7	
2.7	1.5	3.0	2.9	14.3	8.8	9.1	12.0	6.9	3.1	9.8	9.4	7.7	7.8	8.0	10.2	4.2	3.8	6.9	3.8	
4.1	-1.8	-2.9	-0.2	2.4	-4.6	3.3	1.5	0.9	3.2	0.1	1.9	2.6	4.6	3.1	4.3	3.6	5.8	3.3	2.0	
3.3	1.6	0.7	4.6	2.4	2.7	5.6	2.8	0.7	3.3	7.2	9.2	9.0	10.6	4.5	9.5	7.7	10.5	12.4	4.9	
15.8	10.4	-0.9	16.9	10.7	-2.4	6.1	8.5	-5.0	-2.4	-9.5	-6.8	-12.6	-9.8	-9.8	-3.6	-7.2	1.8	2.1	-0.3	
19.8	13.2	-2.4	23.1	12.9	-5.2	6.2	10.4	-7.3	-3.6	-13.0	-10.0	-17.6	-14.2	-14.8	-6.2	-10.7	1.2	1.6	-1.9	
3.8	1.9	0.1	1.7	4.7	2.0	3.1	1.6	0.8	0.5	1.2	3.1	1.2	1.6	0.4	-1.4	1.2	0.8	0.5	2.0	
5.9	3.6	5.3	6.3	3.6	7.2	9.2	2.9	1.0	0.3	2.1	3.2	6.4	5.5	5.2	4.7	2.9	5.1	6.5	7.5	
3.4	3.0	7.4	5.6	7.3	9.2	4.8	5.3	2.6	4.9	1.8	3.4	4.8	5.8	7.8	8.7	9.2	4.9	6.2	4.4	
3.2	0.7	1.4	5.7	5.5	5.9	9.1	7.7	2.9	3.0	4.5	5.7	3.5	4.7	3.7	4.7	2.4	3.3	3.5	2.7	

Jadual **1.1c** : Nilai Jualan Sektor Pembuatan Mengikut Subsektor: Perubahan Peratusan Bulanan/Suku Tahunan
 Table **1.1c** : Sales Value of Manufacturing Sector by Sub-sector: Monthly/Quarterly Percentage Change

Subsektor Sub-sector	2024				2025		2024		
	Q1	Q2	Q3	Q4	Q1	Q2	Jan.	Feb.	
1. Makanan, minuman dan tembakau <i>Food, beverages and tobacco</i>	-9.4	7.2	8.5	7.0	-9.8	7.8	2.1	-14.5	
10 Pembuatan produk makanan <i>Manufacture of food products</i>	-10.2	7.9	9.0	6.9	-10.5	8.7	1.8	-15.3	
11 Pembuatan minuman <i>Manufacture of beverages</i>	-1.1	-0.4	6.0	7.2	-3.0	-3.0	2.4	-2.2	
12 Pembuatan produk tembakau <i>Manufacture of tobacco products</i>	29.4	-14.7	-20.6	17.4	26.4	-15.7	27.3	-0.6	
2. Tekstil, pakaian, kulit dan kasut <i>Textiles, wearing apparel, leather and footwear</i>	4.4	-4.3	-0.5	3.0	1.5	-4.7	7.2	-5.9	
13 Pembuatan tekstil <i>Manufacture of textiles</i>	8.6	1.5	-5.8	0.2	-0.4	3.5	10.9	-4.9	
14 Pembuatan pakaian <i>Manufacture of wearing apparel</i>	3.1	-8.1	3.7	0.8	6.4	-11.3	5.6	-7.2	
15 Pembuatan produk kulit dan barangan berkaitan <i>Manufacture of leather and related products</i>	-6.3	-14.4	9.4	21.8	-6.5	-12.8	-1.3	-5.5	
3. Produk kayu, perabot, keluaran kertas dan percetakan <i>Wood products, furniture, paper products and printing</i>	5.6	-16.0	1.3	13.5	4.9	-16.3	5.9	-4.7	
16 Pembuatan kayu dan produk kayu dan gabus, kecuali perabot; pembuatan bagi artikel jerami dan bahan-bahan anyaman <i>Manufacture of wood and products of wood and cork, except furniture; manufacture of articles of straw and plaiting materials</i>	9.3	-30.6	8.7	22.4	7.4	-31.1	12.6	-7.7	
17 Pembuatan kertas dan produk kertas <i>Manufacture of paper and paper products</i>	1.9	-2.9	-0.3	0.3	1.5	-3.9	3.2	-1.6	
18 Percetakan dan penerbitan semula media rakaman <i>Printing and reproduction of recorded media</i>	3.8	-6.1	1.9	7.8	3.5	-5.6	0.8	-0.4	
31 Pembuatan perabot <i>Manufacture of furniture</i>	7.3	-21.9	-5.6	31.4	7.4	-22.0	5.1	-7.9	
4. Petroleum, kimia, getah dan plastik <i>Petroleum, chemical, rubber and plastic</i>	-2.7	5.8	2.8	-5.6	-3.1	2.0	7.6	-9.1	
19 Pembuatan kok dan produk petroleum bertapis <i>Manufacture of coke and refined petroleum products</i>	-10.3	8.2	7.0	-8.4	-11.4	5.0	10.6	-11.5	
20 Pembuatan kimia dan produk kimia <i>Manufacture of chemicals and chemical products</i>	6.5	-4.3	4.1	-5.3	8.6	-7.6	9.7	-9.1	
21 Pembuatan produk farmaseutikal asas, kimia perubatan dan botani <i>Manufacture of basic pharmaceutical products and pharmaceutical preparations</i>	6.9	-1.5	2.8	-3.9	8.8	1.0	5.3	4.2	
22 Pembuatan produk getah dan plastik <i>Manufacture of rubber and plastics products</i>	1.4	12.6	-4.6	-1.1	-1.1	7.1	0.8	-6.3	
5. Produk mineral bukan logam, logam asas dan produk logam yang direka <i>Non-metallic mineral products, basic metal and fabricated metal products</i>	7.0	-7.8	-3.2	8.4	7.0	-7.6	3.1	-3.7	
23 Pembuatan produk galian bukan logam lain <i>Manufacture of other non-metallic mineral products</i>	12.7	-10.1	-1.0	2.1	12.4	-9.3	8.6	-5.3	
24 Pembuatan logam asas <i>Manufacture of basic metals</i>	-0.1	-13.6	0.9	17.8	1.6	-12.6	-2.4	1.2	
25 Pembuatan produk logam, kecuali mesin dan kelengkapan <i>Manufacture of fabricated metal products, except machinery and equipment</i>	8.9	-1.5	-7.6	6.0	7.8	-2.2	3.5	-6.3	
6. Produk elektrik dan elektronik <i>Electrical and electronic products</i>	3.1	3.7	6.0	-5.8	3.8	2.4	-3.2	7.6	
26 Pembuatan komputer, produk elektronik dan optikal <i>Manufacture of computer, electronics and optical products</i>	5.3	3.4	6.5	-7.4	5.8	1.5	-3.5	11.1	
27 Pembuatan kelengkapan elektrik <i>Manufacture of electrical equipment</i>	-6.4	3.5	13.5	-7.5	-4.9	4.7	2.4	-9.4	
28 Pembuatan jentera dan peralatan t.t.t.l. <i>Manufacture of machinery and equipment n.e.c.</i>	-8.0	8.1	-8.7	17.5	-6.7	9.2	-7.1	-6.0	
7. Kelengkapan pengangkutan dan pembuatan lain <i>Transport equipment and other manufactures</i>	-7.0	-6.9	2.0	6.0	-11.3	0.9	-0.01	-10.4	
29 Pembuatan kenderaan bermotor, treler dan semi treler <i>Manufacture of motor vehicles, trailers and semi-trailers</i>	-8.2	-9.9	5.2	4.5	-14.8	0.7	0.2	-11.7	
30 Pembuatan kelengkapan pengangkutan lain <i>Manufacture of other transport equipment</i>	-5.4	-2.4	-8.7	20.5	-5.9	-3.3	-2.9	-6.2	
32 Pembuatan lain <i>Other manufacturing</i>	-1.8	15.6	-6.9	-3.6	1.9	14.0	2.4	-6.6	
33 Pembaikan dan pemasangan jentera dan kelengkapan <i>Repair and installation of machinery and equipment</i>	-0.4	-13.0	0.4	18.7	2.3	-11.7	-1.7	-3.8	
Pembuatan <i>Manufacturing</i>	Jumlah <i>Total</i>	-0.9	1.5	4.1	-0.3	-1.3	1.0	1.9	-4.3

(%)

2025																	
Mac	Apr.	Mei	Jun	Jul.	Ogo.	Sep.	Okt.	Nov.	Dis.	Jan.	Feb.	Mac	Apr.	Mei	Jun	Jul.	Ogo.
1.7	9.5	4.0	-1.3	4.3	6.3	-1.9	7.1	-1.2	-0.2	-1.5	-11.5	-0.8	8.6	6.1	0.1	-0.9	6.9
1.0	10.6	4.6	-0.9	4.2	6.5	-1.7	6.7	-1.0	-0.2	-1.7	-12.1	-1.5	9.8	6.7	0.5	-1.4	7.1
9.4	0.2	-6.9	-3.2	8.1	6.0	-3.4	10.6	-4.2	0.3	-4.0	-1.4	10.0	-4.2	-6.2	-0.8	10.8	6.2
20.3	-18.6	3.0	-25.8	1.0	-1.3	-9.7	31.5	-4.7	-2.2	24.4	-0.8	16.3	-18.2	2.0	-22.8	0.6	-0.9
5.1	-5.2	2.3	-5.4	5.2	-1.6	-4.5	4.7	3.3	-0.6	3.6	-5.3	2.8	-2.8	-0.01	-6.0	6.1	-2.5
1.1	-0.2	6.0	-3.5	-1.9	0.2	-10.9	4.8	4.1	1.6	2.0	-5.6	-3.0	5.5	5.3	-3.9	-1.5	-1.9
10.4	-8.8	-1.0	-7.8	15.4	-7.2	0.1	3.5	0.9	-2.0	7.9	-5.1	9.8	-9.4	-5.6	-8.6	17.4	-6.5
3.4	-11.8	-2.1	-5.4	3.0	12.6	7.1	7.9	8.1	-4.1	-3.3	-5.3	1.6	-8.6	-2.4	-6.9	3.4	9.9
8.0	-10.8	-9.2	-9.7	4.8	8.2	4.8	4.1	5.0	-0.8	3.5	-2.9	6.7	-10.3	-10.1	-9.9	5.3	9.1
15.1	-20.4	-21.9	-14.2	5.1	33.7	8.1	8.5	-2.0	-0.7	9.0	-6.2	12.2	-18.4	-24.2	-15.3	5.7	42.5
2.3	0.7	-6.0	-1.5	3.9	-0.2	-2.5	-0.7	5.1	-1.7	0.8	-0.8	2.0	1.1	-7.9	-2.6	5.3	-0.9
-0.5	-2.4	-6.3	2.4	5.5	-4.8	1.1	-1.5	17.2	-2.5	0.5	0.2	-1.5	-1.8	-5.2	1.9	3.6	-2.7
13.8	-19.0	0.3	-27.5	5.5	8.5	17.6	10.3	5.8	2.0	2.5	-3.8	12.7	-20.6	0.8	-25.2	6.5	3.5
10.2	3.1	-4.1	6.7	2.4	-1.8	-3.8	1.2	-1.9	-7.3	7.1	-10.2	8.7	2.6	-6.8	7.0	3.6	-0.9
6.1	6.1	-6.5	21.1	0.6	-3.6	-4.6	3.5	-4.1	-14.8	10.9	-15.6	3.1	7.0	-7.9	23.6	2.4	0.2
5.5	-3.0	-1.5	-2.0	4.8	5.5	-7.2	-5.4	3.8	2.5	9.0	-6.7	4.3	-3.8	-5.6	-2.1	5.1	4.2
6.3	-3.6	-12.4	17.7	-3.4	-0.8	1.8	-2.2	-3.9	-0.05	2.6	8.1	5.9	-3.0	-10.3	15.8	-2.8	-0.6
22.2	4.7	-2.0	-6.8	4.1	-5.0	0.4	3.5	-2.6	-3.9	0.1	-6.7	21.8	3.1	-6.2	-7.5	5.1	-7.1
6.7	-3.3	-10.5	-1.8	-2.9	4.7	4.8	-0.3	3.7	4.1	1.9	-1.6	6.3	-2.7	-11.3	-2.5	-2.1	4.2
5.9	-6.9	-7.7	-0.9	4.3	-1.3	-3.0	-2.6	9.1	3.9	7.2	-4.3	7.2	-5.8	-8.6	-3.0	3.8	-1.5
6.6	-5.8	-14.5	-9.5	-3.5	15.7	20.5	-0.2	1.6	-2.4	-2.6	4.5	7.1	-5.6	-15.9	-7.8	-2.6	12.5
7.4	1.4	-9.4	3.0	-7.4	2.2	-1.1	1.3	1.8	10.1	1.8	-4.1	5.0	2.0	-9.6	1.7	-5.7	2.8
12.7	-12.3	8.1	4.3	-5.2	8.6	0.9	-8.5	0.3	-1.7	-4.5	8.1	12.3	-10.5	2.9	4.4	-3.0	5.3
14.7	-15.5	9.6	5.5	-6.1	9.1	0.9	-9.9	-0.01	-2.1	-5.0	11.2	14.8	-13.8	3.6	5.1	-3.4	6.0
3.3	2.7	3.9	-1.7	8.3	6.4	1.2	-5.4	-6.6	-1.5	3.0	-7.6	1.8	3.9	3.2	0.3	5.8	5.0
1.0	12.0	-2.4	-1.8	-9.8	4.5	0.6	5.3	13.2	1.9	-7.3	-4.6	-4.5	17.4	-4.0	0.8	-8.3	-2.4
1.0	-1.4	5.8	-18.2	17.5	0.9	-8.5	10.7	3.7	-3.0	-6.2	-7.5	0.9	5.3	1.9	-10.2	17.9	-1.6
-2.6	-3.5	11.8	-22.9	26.7	0.8	-14.4	14.4	3.4	-2.8	-8.3	-8.2	-3.2	6.2	6.5	-12.7	27.2	-2.7
15.7	-0.3	-12.4	-2.7	-4.5	-0.6	7.2	13.7	4.9	-5.1	-4.6	-5.8	14.3	-2.0	-10.1	-3.1	-4.8	0.9
2.5	15.1	5.8	-7.6	-5.4	-0.8	7.6	-10.2	4.4	-1.0	5.5	-7.3	2.2	14.5	4.0	-5.7	-4.1	0.1
20.0	-3.5	-29.2	2.8	-4.0	10.9	25.5	-1.5	4.4	-5.5	-0.4	-2.9	22.3	-2.7	-28.9	-1.3	-2.8	9.1
8.4	-3.3	1.1	0.8	0.6	4.4	-1.0	-0.5	0.3	-2.2	-0.2	-3.1	7.3	-2.4	-1.1	1.6	0.8	3.5

Jadual **1.2a** : Bilangan Pekerja Bergaji Sektor Pembuatan Mengikut Subsektor
 Table **1.2a** : Number of Paid Employees of Manufacturing Sector by Sub-sector

Subsektor Sub-sector	2023	2024	2024
			Q1
1. Makanan, minuman dan tembakau <i>Food, beverages and tobacco</i>	331,015	338,698	332,701
10 Pembuatan produk makanan <i>Manufacture of food products</i>	312,950	320,181	314,241
11 Pembuatan minuman <i>Manufacture of beverages</i>	16,805	17,239	17,129
12 Pembuatan produk tembakau <i>Manufacture of tobacco products</i>	1,259	1,278	1,331
2. Tekstil, pakaian, kulit dan kasut <i>Textiles, wearing apparel, leather and footwear</i>	85,961	85,907	86,686
13 Pembuatan tekstil <i>Manufacture of textiles</i>	28,303	28,598	28,324
14 Pembuatan pakaian <i>Manufacture of wearing apparel</i>	44,781	44,142	45,474
15 Pembuatan produk kulit dan barangan berkaitan <i>Manufacture of leather and related products</i>	12,878	13,167	12,889
3. Produk kayu, perabot, keluaran kertas dan percetakan <i>Wood products, furniture, paper products and printing</i>	306,775	309,580	303,654
16 Pembuatan kayu dan produk kayu dan gabus, kecuali perabot; pembuatan bagi artikel jerami dan bahan-bahan anyaman <i>Manufacture of wood and products of wood and cork, except furniture; manufacture of articles of straw and plaiting materials</i>	94,250	94,657	92,030
17 Pembuatan kertas dan produk kertas <i>Manufacture of paper and paper products</i>	59,265	59,633	59,848
18 Percetakan dan penerbitan semula media rakaman <i>Printing and reproduction of recorded media</i>	71,281	71,820	68,381
31 Pembuatan perabot <i>Manufacture of furniture</i>	81,979	83,470	83,395
4. Petroleum, kimia, getah dan plastik <i>Petroleum, chemical, rubber and plastic</i>	431,568	434,208	430,792
19 Pembuatan kok dan produk petroleum bertapis <i>Manufacture of coke and refined petroleum products</i>	18,473	18,556	18,821
20 Pembuatan kimia dan produk kimia <i>Manufacture of chemicals and chemical products</i>	103,545	104,422	105,483
21 Pembuatan produk farmaseutikal asas, kimia perubatan dan botani <i>Manufacture of basic pharmaceutical products and pharmaceutical preparations</i>	27,967	28,795	27,334
22 Pembuatan produk getah dan plastik <i>Manufacture of rubber and plastics products</i>	281,583	282,435	279,154
5. Produk mineral bukan logam, logam asas dan produk logam yang direka <i>Non-metallic mineral products, basic metal and fabricated metal products</i>	386,812	391,740	386,423
23 Pembuatan produk galian bukan logam lain <i>Manufacture of other non-metallic mineral products</i>	109,233	109,391	105,786
24 Pembuatan logam asas <i>Manufacture of basic metals</i>	112,157	113,171	113,159
25 Pembuatan produk logam, kecuali mesin dan kelengkapan <i>Manufacture of fabricated metal products, except machinery and equipment</i>	165,423	169,179	167,479
6. Produk elektrik dan elektronik <i>Electrical and electronic products</i>	615,687	621,015	607,755
26 Pembuatan komputer, produk elektronik dan optikal <i>Manufacture of computer, electronics and optical products</i>	419,283	422,727	409,864
27 Pembuatan kelengkapan elektrik <i>Manufacture of electrical equipment</i>	102,410	102,993	102,916
28 Pembuatan jentera dan peralatan t.t.t.l. <i>Manufacture of machinery and equipment n.e.c.</i>	93,994	95,294	94,976
7. Kelengkapan pengangkutan dan pembuatan lain <i>Transport equipment and other manufactures</i>	216,739	217,716	215,332
29 Pembuatan kenderaan bermotor, treler dan semi treler <i>Manufacture of motor vehicles, trailers and semi-trailers</i>	87,614	87,794	84,973
30 Pembuatan kelengkapan pengangkutan lain <i>Manufacture of other transport equipment</i>	44,306	44,978	44,601
32 Pembuatan lain <i>Other manufacturing</i>	40,976	41,005	41,328
33 Pembaikan dan pemasangan jentera dan kelengkapan <i>Repair and installation of machinery and equipment</i>	43,843	43,938	44,429
Pembuatan <i>Manufacturing</i>	Jumlah <i>Total</i>	2,374,557	2,398,863
			2,363,344

			2025			2024	2025
Q2	Q3	Q4	Q1	Q2	(Jan. - Ogo.)	(Jan. - Ogo.)	
332,754	338,126	338,698	339,607	339,921	336,264	343,884	
314,166	319,899	320,181	320,662	320,720	318,162	325,106	
17,336	16,952	17,239	17,602	17,930	16,922	17,578	
1,251	1,274	1,278	1,343	1,271	1,179	1,200	
86,589	86,253	85,907	87,316	86,830	85,317	85,860	
28,640	28,798	28,598	28,374	28,706	28,734	28,800	
45,090	44,314	44,142	45,803	45,124	43,718	44,017	
12,859	13,141	13,167	13,139	13,000	12,865	13,044	
303,328	304,911	309,580	305,257	305,863	304,013	307,560	
93,920	93,758	94,657	92,488	94,101	93,279	94,415	
58,041	58,867	59,633	60,020	58,085	58,093	58,343	
68,032	69,023	71,820	68,785	68,940	69,364	70,325	
83,335	83,263	83,470	83,964	84,736	83,277	84,477	
428,010	433,125	434,208	431,888	426,257	433,640	431,671	
18,324	18,286	18,556	19,016	18,692	18,459	18,963	
104,631	102,858	104,422	106,094	104,445	104,234	104,388	
28,060	29,377	28,795	27,877	28,717	29,409	30,213	
276,996	282,604	282,435	278,900	274,402	281,538	278,108	
385,434	391,483	391,740	392,616	390,529	390,348	395,802	
107,467	109,851	109,391	108,681	109,267	109,211	109,928	
112,183	113,100	113,171	113,697	112,664	111,893	112,617	
165,784	168,532	169,179	170,239	168,598	169,244	173,258	
616,932	619,540	621,015	614,923	623,460	610,008	615,638	
418,676	420,852	422,727	415,671	424,063	409,999	415,524	
102,041	102,940	102,993	103,133	102,132	103,844	102,956	
96,215	95,747	95,294	96,119	97,264	96,165	97,158	
216,548	217,667	217,716	216,884	219,284	218,474	221,092	
87,225	87,758	87,794	84,892	88,551	88,197	89,180	
44,594	44,931	44,978	44,942	44,840	44,388	44,847	
40,972	41,277	41,005	41,950	41,193	41,324	41,688	
43,757	43,700	43,938	45,100	44,700	44,565	45,377	
2,369,595	2,391,104	2,398,863	2,388,492	2,392,143	2,378,065	2,401,506	

Jadual **1.2a** : Bilangan Pekerja Bergaji Sektor Pembuatan Mengikut Subsektor (samb.)
 Table **1.2a** : Number of Paid Employees of Manufacturing Sector by Sub-sector (cont.)

Subsektor Sub-sector	2024							
	Jan.	Feb.	Mac.	Apr.	Mei.	Jun	Jul.	
1. Makanan, minuman dan tembakau Food, beverages and tobacco	334,249	333,253	332,701	334,073	334,617	332,754	335,027	
10 Pembuatan produk makanan Manufacture of food products	315,935	314,888	314,241	315,542	316,083	314,166	316,507	
11 Pembuatan minuman Manufacture of beverages	17,041	17,045	17,129	17,275	17,289	17,336	17,274	
12 Pembuatan produk tembakau Manufacture of tobacco products	1,272	1,320	1,331	1,256	1,245	1,251	1,245	
2. Tekstil, pakaian, kulit dan kasut Textiles, wearing apparel, leather and footwear	86,619	86,300	86,686	86,617	87,340	86,589	86,065	
13 Pembuatan tekstil Manufacture of textiles	28,464	27,993	28,324	28,453	28,899	28,640	28,547	
14 Pembuatan pakaian Manufacture of wearing apparel	45,202	45,287	45,474	45,314	45,504	45,090	44,693	
15 Pembuatan produk kulit dan barangan berkaitan Manufacture of leather and related products	12,953	13,021	12,889	12,850	12,936	12,859	12,825	
3. Produk kayu, perabot, keluaran kertas dan percetakan Wood products, furniture, paper products and printing	304,136	304,734	303,654	304,902	305,392	303,328	302,367	
16 Pembuatan kayu dan produk kayu dan gabus, kecuali perabot; pembuatan bagi artikel jerami dan bahan-bahan anyaman Manufacture of wood and products of wood and cork, except furniture; manufacture of articles of straw and plaiting materials	93,472	93,238	92,030	92,893	94,455	93,920	93,974	
17 Pembuatan kertas dan produk kertas Manufacture of paper and paper products	59,457	59,910	59,848	59,082	58,102	58,041	57,797	
18 Percetakan dan penerbitan semula media rakaman Printing and reproduction of recorded media	68,570	68,558	68,381	67,899	68,016	68,032	68,063	
31 Pembuatan perabot Manufacture of furniture	82,638	83,028	83,395	85,027	84,819	83,335	82,533	
4. Petroleum, kimia, getah dan plastik Petroleum, chemical, rubber and plastic	430,409	430,174	430,792	432,975	432,442	428,010	431,584	
19 Pembuatan kok dan produk petroleum bertapis Manufacture of coke and refined petroleum products	18,245	18,511	18,821	18,538	18,340	18,324	18,405	
20 Pembuatan kimia dan produk kimia Manufacture of chemicals and chemical products	103,959	104,451	105,483	105,321	105,043	104,631	103,731	
21 Pembuatan produk farmasetikal asas, kimia perubatan dan botani Manufacture of basic pharmaceutical products and pharmaceutical preparations	27,305	27,303	27,334	28,522	28,114	28,060	28,554	
22 Pembuatan produk getah dan plastik Manufacture of rubber and plastics products	280,900	279,909	279,154	280,594	280,946	276,996	280,894	
5. Produk mineral bukan logam, logam asas dan produk logam yang direka Non-metallic mineral products, basic metal and fabricated metal products	387,410	385,020	386,423	386,062	386,414	385,434	386,640	
23 Pembuatan produk galian bukan logam lain Manufacture of other non-metallic mineral products	107,161	105,855	105,786	106,568	107,172	107,467	108,192	
24 Pembuatan logam asas Manufacture of basic metals	113,533	112,816	113,159	112,910	112,702	112,183	112,176	
25 Pembuatan produk logam, kecuali mesin dan kelengkapan Manufacture of fabricated metal products, except machinery and equipment	166,716	166,349	167,479	166,585	166,541	165,784	166,273	
6. Produk elektrik dan elektronik Electrical and electronic products	612,053	608,381	607,755	609,925	613,847	616,932	608,374	
26 Pembuatan komputer, produk elektronik dan optikal Manufacture of computer, electronics and optical products	414,252	410,364	409,864	412,304	416,510	418,676	408,852	
27 Pembuatan kelengkapan elektrik Manufacture of electrical equipment	103,051	102,040	102,916	102,560	102,908	102,041	103,128	
28 Pembuatan jentera dan peralatan t.t.t.l. Manufacture of machinery and equipment n.e.c.	94,750	95,978	94,976	95,061	94,429	96,215	96,394	
7. Kelengkapan pengangkutan dan pembuatan lain Transport equipment and other manufactures	218,037	217,138	215,332	218,043	217,662	216,548	219,396	
29 Pembuatan kenderaan bermotor, treler dan semi treler Manufacture of motor vehicles, trailers and semi-trailers	88,016	87,310	84,973	88,425	87,703	87,225	88,128	
30 Pembuatan kelengkapan pengangkutan lain Manufacture of other transport equipment	44,728	44,592	44,601	44,452	44,655	44,594	45,332	
32 Pembuatan lain Other manufacturing	40,834	40,981	41,328	41,017	41,131	40,972	41,704	
33 Pembaikan dan pemasangan jentera dan kelengkapan Repair and installation of machinery and equipment	44,459	44,254	44,429	44,148	44,174	43,757	44,231	
Pembuatan Manufacturing	Jumlah Total	2,372,913	2,365,000	2,363,344	2,372,596	2,377,714	2,369,595	2,369,452

2025

Ogo.	Sep.	Okt.	Nov.	Dis.	Jan.	Feb.	Mac.	Apr.	Mei.	Jun.	Jul.	Ogo.
336,264	338,126	338,329	338,432	338,698	341,009	340,481	339,607	340,566	340,574	339,921	341,729	343,884
318,162	319,899	319,968	320,123	320,181	322,254	321,643	320,662	321,606	321,533	320,720	322,564	325,106
16,922	16,952	17,086	17,043	17,239	17,468	17,505	17,602	17,684	17,778	17,930	17,903	17,578
1,179	1,274	1,275	1,265	1,278	1,287	1,333	1,343	1,276	1,262	1,271	1,262	1,200
85,317	86,253	85,480	85,726	85,907	87,311	87,082	87,316	87,332	87,812	86,830	86,604	85,860
28,734	28,798	28,660	28,619	28,598	28,663	28,133	28,374	28,667	29,115	28,706	28,668	28,800
43,718	44,314	43,599	43,860	44,142	45,487	45,657	45,803	45,551	45,609	45,124	44,905	44,017
12,865	13,141	13,221	13,247	13,167	13,161	13,293	13,139	13,114	13,088	13,000	13,031	13,044
304,013	304,911	309,032	310,117	309,580	305,979	307,406	305,257	307,402	307,595	305,863	305,385	307,560
93,279	93,758	94,318	95,447	94,657	93,720	93,923	92,488	93,816	94,771	94,101	94,372	94,415
58,093	58,867	59,728	59,564	59,633	59,654	60,260	60,020	59,355	58,296	58,085	58,119	58,343
69,364	69,023	70,855	71,857	71,820	68,958	69,056	68,785	68,776	69,074	68,940	68,713	70,325
83,277	83,263	84,130	83,248	83,470	83,647	84,166	83,964	85,455	85,455	84,736	84,181	84,477
433,640	433,125	434,916	435,661	434,208	432,598	432,411	431,888	433,807	431,143	426,257	430,278	431,671
18,459	18,286	18,537	18,614	18,556	18,603	18,857	19,016	18,861	18,622	18,692	18,843	18,963
104,234	102,858	103,939	104,307	104,422	104,500	105,439	106,094	105,746	105,020	104,445	104,035	104,388
29,409	29,377	29,526	28,793	28,795	28,111	27,956	27,877	29,168	28,803	28,717	29,225	30,213
281,538	282,604	282,913	283,946	282,435	281,384	280,159	278,900	280,032	278,698	274,402	278,175	278,108
390,348	391,483	390,751	389,323	391,740	393,449	391,636	392,616	393,463	391,905	390,529	392,173	395,802
109,211	109,851	109,884	109,826	109,391	109,561	108,462	108,681	109,658	109,257	109,267	109,270	109,928
111,893	113,100	113,072	112,928	113,171	114,143	113,743	113,697	113,687	112,937	112,664	113,333	112,617
169,244	168,532	167,795	166,569	169,179	169,745	169,431	170,239	170,118	169,711	168,598	169,570	173,258
610,008	619,540	623,069	624,674	621,015	615,864	615,496	614,923	618,018	620,342	623,460	617,067	615,638
409,999	420,852	422,801	425,277	422,727	416,559	414,718	415,671	418,477	422,168	424,063	416,438	415,524
103,844	102,940	104,362	103,182	102,993	103,595	103,565	103,133	103,198	102,954	102,132	103,042	102,956
96,165	95,747	95,906	96,215	95,294	95,709	97,213	96,119	96,343	95,220	97,264	97,587	97,158
218,474	217,667	218,496	217,907	217,716	218,774	219,152	216,884	219,848	219,077	219,284	222,770	221,092
88,197	87,758	88,590	87,996	87,794	87,663	87,497	84,892	88,571	87,558	88,551	89,685	89,180
44,388	44,931	44,421	44,701	44,978	45,277	45,029	44,942	44,766	45,044	44,840	45,570	44,847
41,324	41,277	41,483	41,513	41,005	41,062	41,623	41,950	41,590	41,267	41,193	42,037	41,688
44,565	43,700	44,001	43,697	43,938	44,773	45,003	45,100	44,922	45,208	44,700	45,478	45,377
2,378,065	2,391,104	2,400,072	2,401,839	2,398,863	2,394,984	2,393,664	2,388,492	2,400,435	2,398,447	2,392,143	2,396,005	2,401,506

Jadual **1.2b** : Bilangan Pekerja Bergaji Sektor Pembuatan Mengikut Subsektor: Perubahan Peratusan Tahunan
 Table **1.2b** : Number of Paid Employees of Manufacturing Sector by Sub-sector: Annual Percentage Change

Subsektor Sub-sector	2023	2024	2024				2025		2024	2025
			Q1	Q2	Q3	Q4	Q1	Q2	(Jan. - Ogo.)	(Jan. - Ogo.)
1. Makanan, minuman dan tembakau <i>Food, beverages and tobacco</i>	5.9	2.3	4.4	4.0	2.4	2.3	2.1	2.2	3.9	2.3
10 Pembuatan produk makanan <i>Manufacture of food products</i>	6.1	2.3	4.6	4.1	2.5	2.3	2.0	2.1	4.0	2.2
11 Pembuatan minuman <i>Manufacture of beverages</i>	2.6	2.6	2.1	2.8	2.1	2.6	2.8	3.4	2.3	3.9
12 Pembuatan produk tembakau <i>Manufacture of tobacco products</i>	2.2	1.5	-8.0	-0.2	0.3	1.5	0.9	1.6	1.1	1.8
2. Tekstil, pakaian, kulit dan kasut <i>Textiles, wearing apparel, leather and footwear</i>	2.3	-0.1	1.9	1.6	1.8	-0.1	0.7	0.3	1.5	0.6
13 Pembuatan tekstil <i>Manufacture of textiles</i>	1.5	1.0	0.7	0.9	0.7	1.0	0.2	0.2	0.6	0.2
14 Pembuatan pakaian <i>Manufacture of wearing apparel</i>	2.7	-1.4	3.4	2.3	2.5	-1.4	0.7	0.1	2.0	0.7
15 Pembuatan produk kulit dan barangan berkaitan <i>Manufacture of leather and related products</i>	2.5	2.2	-0.9	0.3	1.8	2.2	1.9	1.1	1.6	1.4
3. Produk kayu, perabot, keluaran kertas dan percetakan <i>Wood products, furniture, paper products and printing</i>	2.2	0.9	0.6	1.2	0.9	0.9	0.5	0.8	1.1	1.2
16 Pembuatan kayu dan produk kayu dan gabus, kecuali perabot; pembuatan bagi artikel jerami dan bahan-bahan anyaman <i>Manufacture of wood and products of wood and cork, except furniture; manufacture of articles of straw and plaiting materials</i>	0.2	0.4	-1.0	1.4	0.5	0.4	0.5	0.2	0.4	1.2
17 Pembuatan kertas dan produk kertas <i>Manufacture of paper and paper products</i>	1.0	0.6	0.9	0.7	0.5	0.6	0.3	0.1	0.8	0.4
18 Percetakan dan penerbitan semula media rakaman <i>Printing and reproduction of recorded media</i>	1.7	0.8	-2.8	-1.3	0.1	0.8	0.6	1.3	0.2	1.4
31 Pembuatan perabot <i>Manufacture of furniture</i>	6.1	1.8	5.1	3.4	2.3	1.8	0.7	1.7	2.9	1.4
4. Petroleum, kimia, getah dan plastik <i>Petroleum, chemical, rubber and plastic</i>	0.1	0.6	-0.8	0.4	0.4	0.6	0.3	-0.4	0.5	-0.5
19 Pembuatan kok dan produk petroleum bertapis <i>Manufacture of coke and refined petroleum products</i>	3.7	0.4	1.8	1.0	0.5	0.4	1.0	2.0	0.6	2.7
20 Pembuatan kimia dan produk kimia <i>Manufacture of chemicals and chemical products</i>	-1.3	0.8	-1.9	0.3	0.4	0.8	0.6	-0.2	0.8	0.1
21 Pembuatan produk farmasetikal asas, kimia perubatan dan botani <i>Manufacture of basic pharmaceutical products and pharmaceutical preparations</i>	2.3	3.0	1.6	0.5	0.3	3.0	2.0	2.3	0.9	2.7
22 Pembuatan produk getah dan plastik <i>Manufacture of rubber and plastics products</i>	0.1	0.3	-0.7	0.4	0.4	0.3	-0.1	-0.9	0.3	-1.2
5. Produk mineral bukan logam, logam asas dan produk logam yang direka <i>Non-metallic mineral products, basic metal and fabricated metal products</i>	2.3	1.3	1.7	2.3	1.8	1.3	1.6	1.3	2.3	1.4
23 Pembuatan produk galian bukan logam lain <i>Manufacture of other non-metallic mineral products</i>	1.8	0.1	0.2	0.1	0.3	0.1	2.7	1.7	0.5	0.7
24 Pembuatan logam asas <i>Manufacture of basic metals</i>	0.6	0.9	0.5	0.9	1.1	0.9	0.5	0.4	0.9	0.6
25 Pembuatan produk logam, kecuali mesin dan kelengkapan <i>Manufacture of fabricated metal products, except machinery and equipment</i>	3.9	2.3	3.5	4.8	3.3	2.3	1.6	1.7	4.6	2.4
6. Produk elektrik dan elektronik <i>Electrical and electronic products</i>	-0.1	0.9	-1.3	-0.9	-0.6	0.9	1.2	1.1	-1.2	0.9
26 Pembuatan komputer, produk elektronik dan optikal <i>Manufacture of computer, electronics and optical products</i>	0.8	0.8	-1.0	-0.7	-0.6	0.8	1.4	1.3	-1.6	1.3
27 Pembuatan kelengkapan elektrik <i>Manufacture of electrical equipment</i>	-1.1	0.6	-1.6	-0.5	-1.4	0.6	0.2	0.1	-0.9	-0.9
28 Pembuatan jentera dan peralatan t.t.t.l. <i>Manufacture of machinery and equipment n.e.c.</i>	-2.4	1.4	-2.2	-2.3	0.2	1.4	1.2	1.1	0.1	1.0
7. Kelengkapan pengangkutan dan pembuatan lain <i>Transport equipment and other manufactures</i>	1.6	0.5	-0.2	0.8	0.6	0.5	0.7	1.3	0.9	1.2
29 Pembuatan kenderaan bermotor, treler dan semi treler <i>Manufacture of motor vehicles, trailers and semi-trailers</i>	0.9	0.2	-2.4	0.2	0.2	0.2	-0.1	1.5	0.8	1.1
30 Pembuatan kelengkapan pengangkutan lain <i>Manufacture of other transport equipment</i>	2.0	1.5	0.8	1.9	2.0	1.5	0.8	0.6	1.3	1.0
32 Pembuatan lain <i>Other manufacturing</i>	0.5	0.1	1.0	1.2	0.2	0.1	1.5	0.5	0.6	0.9
33 Pembaikan dan pemasangan jentera dan kelengkapan <i>Repair and installation of machinery and equipment</i>	3.6	0.2	1.9	0.4	0.2	0.2	1.5	2.2	1.1	1.8
Pembuatan <i>Manufacturing</i>	Jumlah <i>Total</i>	1.7	1.0	0.5	1.0	0.8	1.0	1.1	1.0	1.0

2024												2025								
Jan.	Feb.	Mac	Apr.	Mei	Jun	Jul.	Ogo.	Sep.	Okt.	Nov.	Dis.	Jan.	Feb.	Mac	Apr.	Mei	Jun	Jul.	Ogo.	
5.5	4.3	4.4	4.7	4.6	4.0	4.0	3.9	2.4	2.0	2.1	2.3	2.0	2.2	2.1	1.9	1.8	2.2	2.0	2.3	
5.7	4.5	4.6	4.8	4.7	4.1	4.2	4.0	2.5	2.0	2.1	2.3	2.0	2.1	2.0	1.9	1.7	2.1	1.9	2.2	
2.8	2.0	2.1	2.6	2.5	2.8	1.9	2.3	2.1	2.4	2.5	2.6	2.5	2.7	2.8	2.4	2.8	3.4	3.6	3.9	
-1.8	-8.5	-8.0	-1.4	-1.6	-0.2	1.5	1.1	0.3	0.2	0.1	1.5	1.2	1.0	0.9	1.6	1.4	1.6	1.4	1.8	
2.1	1.7	1.9	1.8	1.9	1.6	2.0	1.5	1.8	1.3	-0.3	-0.1	0.8	0.9	0.7	0.8	0.5	0.3	0.6	0.6	
1.3	0.5	0.7	0.8	1.2	0.9	1.4	0.6	0.7	0.5	0.7	1.0	0.7	0.5	0.2	0.8	0.7	0.2	0.4	0.2	
3.0	3.2	3.4	2.9	2.8	2.3	2.7	2.0	2.5	1.9	-1.6	-1.4	0.6	0.8	0.7	0.5	0.2	0.1	0.5	0.7	
0.7	-0.7	-0.9	0.3	0.2	0.3	1.0	1.6	1.8	1.1	2.0	2.2	1.6	2.1	1.9	2.1	1.2	1.1	1.6	1.4	
0.5	0.4	0.6	1.3	0.8	1.2	1.2	1.1	0.9	1.0	1.0	0.9	0.6	0.9	0.5	0.8	0.7	0.8	1.0	1.2	
-1.2	-2.1	-1.0	0.7	0.3	1.4	1.6	0.4	0.5	0.3	0.4	0.4	0.3	0.7	0.5	1.0	0.3	0.2	0.4	1.2	
1.0	0.8	0.9	0.8	0.5	0.7	1.2	0.8	0.5	0.6	0.7	0.6	0.3	0.6	0.3	0.5	0.3	0.1	0.6	0.4	
-2.4	-1.9	-2.8	-2.4	-3.3	-1.3	-1.2	0.2	0.1	1.0	1.3	0.8	0.6	0.7	0.6	1.3	1.6	1.3	1.0	1.4	
4.6	5.0	5.1	5.7	5.1	3.4	2.8	2.9	2.3	1.9	1.6	1.8	1.2	1.4	0.7	0.5	0.7	1.7	2.0	1.4	
0.0	-0.3	-0.8	-0.1	0.3	0.4	0.5	0.5	0.4	0.5	0.7	0.6	0.5	0.5	0.3	0.2	-0.3	-0.4	-0.3	-0.5	
2.6	2.9	1.8	1.6	0.7	1.0	1.1	0.6	0.5	0.7	0.9	0.4	2.0	1.9	1.0	1.7	1.5	2.0	2.4	2.7	
-1.6	-1.4	-1.9	0.5	0.4	0.3	0.7	0.8	0.4	0.1	0.2	0.8	0.5	0.9	0.6	0.4	-0.02	-0.2	0.3	0.1	
1.9	1.4	1.6	0.6	0.3	0.5	0.4	0.9	0.3	0.4	2.6	3.0	2.9	2.4	2.0	2.3	2.5	2.3	2.4	2.7	
0.3	-0.3	-0.7	-0.5	0.2	0.4	0.4	0.3	0.4	0.6	0.7	0.3	0.2	0.1	-0.1	-0.2	-0.8	-0.9	-1.0	-1.2	
1.8	1.4	1.7	2.3	1.9	2.3	2.3	2.3	1.8	1.5	1.3	1.3	1.6	1.7	1.6	1.9	1.4	1.3	1.4	1.4	
-0.6	0.1	0.2	0.5	0.2	0.1	0.4	0.5	0.3	0.8	0.2	0.1	2.2	2.5	2.7	2.9	1.9	1.7	1.0	0.7	
0.7	0.3	0.5	0.8	0.6	0.9	1.0	0.9	1.1	0.2	0.8	0.9	0.5	0.8	0.5	0.7	0.2	0.4	1.0	0.6	
4.1	3.1	3.5	4.5	3.9	4.8	4.5	4.6	3.3	3.0	2.4	2.3	1.8	1.9	1.6	2.1	1.9	1.7	2.0	2.4	
0.1	-1.1	-1.3	-1.4	-1.1	-0.9	-0.3	-1.2	-0.6	0.3	0.9	0.9	0.6	1.2	1.2	1.3	1.1	1.1	1.4	0.9	
0.9	-0.7	-1.0	-1.3	-1.1	-0.7	-0.6	-1.6	-0.6	0.2	1.1	0.8	0.6	1.1	1.4	1.5	1.4	1.3	1.9	1.3	
-0.7	-1.8	-1.6	-0.7	0.3	-0.5	0.2	-0.9	-1.4	0.3	0.2	0.6	0.5	1.5	0.2	0.6	0.04	0.1	-0.1	-0.9	
-2.3	-2.1	-2.2	-2.4	-2.5	-2.3	0.4	0.1	0.2	0.6	0.8	1.4	1.0	1.3	1.2	1.3	0.8	1.1	1.2	1.0	
1.1	0.6	-0.2	1.5	0.8	0.8	0.9	0.9	0.6	0.7	0.6	0.5	0.3	0.9	0.7	0.8	0.7	1.3	1.5	1.2	
1.2	0.3	-2.4	1.7	0.3	0.2	0.3	0.8	0.2	0.9	0.5	0.2	-0.4	0.2	-0.1	0.2	-0.2	1.5	1.8	1.1	
1.0	0.6	0.8	1.7	1.9	1.9	2.1	1.3	2.0	0.9	1.2	1.5	1.2	1.0	0.8	0.7	0.9	0.6	0.5	1.0	
-0.2	0.2	1.0	1.3	1.0	1.2	1.5	0.6	0.2	0.4	0.5	0.1	0.6	1.6	1.5	1.4	0.3	0.5	0.8	0.9	
2.3	1.8	1.9	1.1	0.3	0.4	0.2	1.1	0.2	0.4	0.2	0.2	0.7	1.7	1.5	1.8	2.3	2.2	2.8	1.8	
1.3	0.6	0.5	1.0	0.9	1.0	1.3	1.0	0.8	0.9	1.0	1.0	0.9	1.2	1.1	1.2	0.9	1.0	1.1	1.0	

Jadual **1.2c** : Bilangan Pekerja Bergaji Sektor Pembuatan Mengikut Subsektor: Perubahan Peratusan Bulanan/Suku Tahunan
 Table **1.2c** : Number of Paid Employees of Manufacturing Sector by Sub-sector: Monthly/Quarterly Percentage Change

Subsektor Sub-sector	2024				2025		2024		
	Q1	Q2	Q3	Q4	Q1	Q2	Jan.	Feb.	
1. Makanan, minuman dan tembakau <i>Food, beverages and tobacco</i>	0.5	0.02	1.6	0.2	0.3	0.1	1.0	-0.3	
10 Pembuatan produk makanan <i>Manufacture of food products</i>	0.4	-0.02	1.8	0.1	0.2	0.02	1.0	-0.3	
11 Pembuatan minuman <i>Manufacture of beverages</i>	1.9	1.2	-2.2	1.7	2.1	1.9	1.4	0.02	
12 Pembuatan produk tembakau <i>Manufacture of tobacco products</i>	5.7	-6.0	1.8	0.3	5.1	-5.4	1.0	3.7	
2. Tekstil, pakaian, kulit dan kasut <i>Textiles, wearing apparel, leather and footwear</i>	0.8	-0.1	-0.4	-0.4	1.6	-0.6	0.8	-0.4	
13 Pembuatan tekstil <i>Manufacture of textiles</i>	0.1	1.1	0.5	-0.7	-0.8	1.2	0.6	-1.7	
14 Pembuatan pakaian <i>Manufacture of wearing apparel</i>	1.5	-0.8	-1.7	-0.4	3.8	-1.5	0.9	0.2	
15 Pembuatan produk kulit dan barangan berkaitan <i>Manufacture of leather and related products</i>	0.1	-0.2	2.2	0.2	-0.2	-1.1	0.6	0.5	
3. Produk kayu, perabot, keluaran kertas dan percetakan <i>Wood products, furniture, paper products and printing</i>	-1.0	-0.1	0.5	1.5	-1.4	0.2	-0.9	0.2	
16 Pembuatan kayu dan produk kayu dan gabus, kecuali perabot; pembuatan bagi artikel jerami dan bahan-bahan anyaman <i>Manufacture of wood and products of wood and cork, except furniture; manufacture of articles of straw and plaiting materials</i>	-2.4	2.1	-0.2	1.0	-2.3	1.7	-0.8	-0.3	
17 Pembuatan kertas dan produk kertas <i>Manufacture of paper and paper products</i>	1.0	-3.0	1.4	1.3	0.6	-3.2	0.3	0.8	
18 Percetakan dan penerbitan semula media rakaman <i>Printing and reproduction of recorded media</i>	-4.1	-0.5	1.5	4.1	-4.2	0.2	-3.8	-0.02	
31 Pembuatan perabot <i>Manufacture of furniture</i>	1.7	-0.1	-0.1	0.2	0.6	0.9	0.8	0.5	
4. Petroleum, kimia, getah dan plastik <i>Petroleum, chemical, rubber and plastic</i>	-0.2	-0.6	1.2	0.3	-0.5	-1.3	-0.3	-0.1	
19 Pembuatan kok dan produk petroleum bertapis <i>Manufacture of coke and refined petroleum products</i>	1.9	-2.6	-0.2	1.5	2.5	-1.7	-1.2	1.5	
20 Pembuatan kimia dan produk kimia <i>Manufacture of chemicals and chemical products</i>	1.9	-0.8	-1.7	1.5	1.6	-1.6	0.4	0.5	
21 Pembuatan produk farmasetikal asas, kimia perubatan dan botani <i>Manufacture of basic pharmaceutical products and pharmaceutical preparations</i>	-2.3	2.7	4.7	-2.0	-3.2	3.0	-2.4	-0.01	
22 Pembuatan produk getah dan plastik <i>Manufacture of rubber and plastics products</i>	-0.9	-0.8	2.0	-0.1	-1.3	-1.6	-0.2	-0.4	
5. Produk mineral bukan logam, logam asas dan produk logam yang direka <i>Non-metallic mineral products, basic metal and fabricated metal products</i>	-0.1	-0.3	1.6	0.1	0.2	-0.5	0.2	-0.6	
23 Pembuatan produk galian bukan logam lain <i>Manufacture of other non-metallic mineral products</i>	-3.2	1.6	2.2	-0.4	-0.6	0.5	-1.9	-1.2	
24 Pembuatan logam asas <i>Manufacture of basic metals</i>	0.9	-0.9	0.8	0.1	0.5	-0.9	1.2	-0.6	
25 Pembuatan produk logam, kecuali mesin dan kelengkapan <i>Manufacture of fabricated metal products, except machinery and equipment</i>	1.2	-1.0	1.7	0.4	0.6	-1.0	0.8	-0.2	
6. Produk elektrik dan elektronik <i>Electrical and electronic products</i>	-1.3	1.5	0.4	0.2	-1.0	1.4	-0.6	-0.6	
26 Pembuatan komputer, produk elektronik dan optikal <i>Manufacture of computer, electronics and optical products</i>	-2.2	2.1	0.5	0.4	-1.7	2.0	-1.2	-0.9	
27 Pembuatan kelengkapan elektrik <i>Manufacture of electrical equipment</i>	0.5	-0.8	0.9	0.1	0.1	-1.0	0.6	-1.0	
28 Pembuatan jentera dan peralatan t.t.t.l. <i>Manufacture of machinery and equipment n.e.c.</i>	1.0	1.3	-0.5	-0.5	0.9	1.2	0.8	1.3	
7. Kelengkapan pengangkutan dan pembuatan lain <i>Transport equipment and other manufactures</i>	-0.6	0.6	0.5	0.02	-0.4	1.1	0.6	-0.4	
29 Pembuatan kenderaan bermotor, treler dan semi treler <i>Manufacture of motor vehicles, trailers and semi-trailers</i>	-3.0	2.6	0.6	0.04	-3.3	4.31	0.5	-0.8	
30 Pembuatan kelengkapan pengangkutan lain <i>Manufacture of other transport equipment</i>	0.7	-0.02	0.8	0.1	-0.1	-0.2	1.0	-0.3	
32 Pembuatan lain <i>Other manufacturing</i>	0.9	-0.9	0.7	-0.7	2.3	-1.8	-0.3	0.4	
33 Pembaikan dan pemasangan jentera dan kelengkapan <i>Repair and installation of machinery and equipment</i>	1.3	-1.5	-0.1	0.5	2.6	-0.9	1.4	-0.5	
Pembuatan <i>Manufacturing</i>	Jumlah <i>Total</i>	-0.5	0.3	0.9	0.3	-0.4	0.2	-0.1	-0.3

2025																	
Mac	Apr.	Mei	Jun	Jul.	Ogo.	Sep.	Okt.	Nov.	Dis.	Jan.	Feb.	Mac	Apr.	Mei	Jun	Jul.	Ogo.
-0.2	0.4	0.2	-0.6	0.7	0.4	0.6	0.1	0.03	0.1	0.7	-0.2	-0.3	0.3	0.0	-0.2	0.5	0.6
-0.2	0.4	0.2	-0.6	0.7	0.5	0.5	0.02	0.05	0.02	0.6	-0.2	-0.3	0.3	-0.02	-0.3	0.6	0.8
0.5	0.9	0.1	0.3	-0.4	-2.0	0.2	0.8	-0.3	1.1	1.3	0.2	0.6	0.5	0.5	0.9	-0.1	-1.8
0.9	-5.7	-0.8	0.5	-0.5	-5.3	8.1	0.1	-0.8	1.0	0.8	3.6	0.8	-5.0	-1.1	0.7	-0.8	-4.9
0.4	-0.1	0.8	-0.9	-0.6	-0.9	1.1	-0.9	0.3	0.2	1.6	-0.3	0.3	0.02	0.5	-1.1	-0.3	-0.9
1.2	0.5	1.6	-0.9	-0.3	0.7	0.2	-0.5	-0.1	-0.1	0.2	-1.8	0.9	1.0	1.6	-1.4	-0.1	0.5
0.4	-0.4	0.4	-0.9	-0.9	-2.2	1.4	-1.6	0.6	0.6	3.0	0.4	0.3	-0.6	0.1	-1.1	-0.5	-2.0
-1.0	-0.3	0.7	-0.6	-0.3	0.3	2.1	0.6	0.2	-0.6	-0.04	1.0	-1.2	-0.2	-0.2	-0.7	0.2	0.1
-0.4	0.4	0.2	-0.7	-0.3	0.5	0.3	1.4	0.4	-0.2	-1.2	0.5	-0.7	0.7	0.1	-0.6	-0.2	0.7
-1.3	0.9	1.7	-0.6	0.1	-0.7	0.5	0.6	1.2	-0.8	-1.0	0.2	-1.5	1.4	1.0	-0.7	0.3	0.05
-0.1	-1.3	-1.7	-0.1	-0.4	0.5	1.3	1.5	-0.3	0.1	0.04	1.0	-0.4	-1.1	-1.8	-0.4	0.1	0.4
-0.3	-0.7	0.2	0.02	0.05	1.9	-0.5	2.7	1.4	-0.1	-4.0	0.1	-0.4	-0.01	0.4	-0.2	-0.3	2.3
0.4	2.0	-0.2	-1.8	-1.0	0.9	-0.02	1.0	-1.0	0.3	0.2	0.6	-0.2	1.8	0.0	-0.8	-0.7	0.4
0.1	0.5	-0.1	-1.0	0.8	0.5	-0.1	0.4	0.2	-0.3	-0.4	-0.04	-0.1	0.4	-0.6	-1.1	0.9	0.3
1.7	-1.5	-1.1	-0.1	0.4	0.3	-0.9	1.4	0.4	-0.3	0.3	1.4	0.8	-0.8	-1.3	0.4	0.8	0.6
1.0	-0.2	-0.3	-0.4	-0.9	0.5	-1.3	1.1	0.4	0.1	0.1	0.9	0.6	-0.3	-0.7	-0.5	-0.4	0.3
0.1	4.3	-1.4	-0.2	1.8	3.0	-0.1	0.5	-2.5	0.01	-2.4	-0.6	-0.3	4.6	-1.3	-0.3	1.8	3.4
-0.3	0.5	0.1	-1.4	1.4	0.2	0.4	0.1	0.4	-0.5	-0.4	-0.4	-0.4	0.4	-0.5	-1.5	1.4	-0.02
0.4	-0.1	0.1	-0.3	0.3	1.0	0.3	-0.2	-0.4	0.6	0.4	-0.5	0.3	0.2	-0.4	-0.4	0.4	0.9
-0.1	0.7	0.6	0.3	0.7	0.9	0.6	0.03	-0.1	-0.4	0.2	-1.0	0.2	0.9	-0.4	0.01	0.0	0.6
0.3	-0.2	-0.2	-0.5	-0.01	-0.3	1.1	-0.03	-0.1	0.2	0.9	-0.3	-0.04	-0.01	-0.7	-0.2	0.6	-0.6
0.7	-0.5	-0.03	-0.5	0.3	1.8	-0.4	-0.4	-0.7	1.6	0.3	-0.2	0.5	-0.1	-0.2	-0.7	0.6	2.2
-0.1	0.4	0.6	0.5	-1.4	0.3	1.6	0.6	0.3	-0.6	-0.8	-0.1	-0.1	0.5	0.4	0.5	-1.0	-0.2
-0.1	0.6	1.0	0.5	-2.3	0.3	2.6	0.5	0.6	-0.6	-1.5	-0.4	0.2	0.7	0.9	0.4	-1.8	-0.2
0.9	-0.3	0.3	-0.8	1.1	0.7	-0.9	1.4	-1.1	-0.2	0.6	-0.03	-0.4	0.1	-0.2	-0.8	0.9	-0.1
-1.0	0.1	-0.7	1.9	0.2	-0.2	-0.4	0.2	0.3	-1.0	0.4	1.6	-1.1	0.2	-1.2	2.1	0.3	-0.4
-0.8	1.3	-0.2	-0.5	1.3	-0.4	-0.4	0.4	-0.3	-0.1	0.5	0.2	-1.0	1.4	-0.4	0.1	1.6	-0.8
-2.7	4.1	-0.8	-0.5	1.0	0.1	-0.5	0.9	-0.7	-0.2	-0.1	-0.2	-3.0	4.3	-1.1	1.1	1.3	-0.6
0.02	-0.3	0.5	-0.1	1.7	-2.1	1.2	-1.1	0.6	0.6	0.7	-0.5	-0.2	-0.4	0.6	-0.5	1.6	-1.6
0.8	-0.8	0.3	-0.4	1.8	-0.9	-0.1	0.5	0.1	-1.2	0.1	1.4	0.8	-0.9	-0.8	-0.2	2.0	-0.8
0.4	-0.6	0.1	-0.9	1.1	0.8	-1.9	0.7	-0.7	0.6	1.9	0.5	0.2	-0.4	0.6	-1.1	1.7	-0.2
-0.1	0.4	0.2	-0.3	-0.01	0.4	0.5	0.4	0.1	-0.1	-0.2	-0.1	-0.2	0.5	-0.1	-0.3	0.2	0.2

Jadual **1.3a** : Gaji dan Upah yang Dibayar Sektor Pembuatan Mengikut Subsektor
 Table **1.3a** : Salaries and Wages Paid of Manufacturing Sector by Sub-sector

Subsektor Sub-sector	2023	2024	2024			2025		2024	2025			
			Q1	Q2	Q3	Q4	Q1	Q2	(Jan. - Ogo.)	(Jan. - Ogo.)		
1. Makanan, minuman dan tembakau <i>Food, beverages and tobacco</i>	11,901	12,323	3,042	3,019	3,066	3,197	3,145	3,109	8,091	8,358		
10 Pembuatan produk makanan <i>Manufacture of food products</i>	11,261	11,643	2,874	2,855	2,901	3,013	2,964	2,935	7,651	7,885		
11 Pembuatan minuman <i>Manufacture of beverages</i>	573	615	151	149	149	166	164	159	398	429		
12 Pembuatan produk tembakau <i>Manufacture of tobacco products</i>	66	66	17	15	16	18	17	16	43	44		
2. Tekstil, pakaian, kulit dan kasut <i>Textiles, wearing apparel, leather and footwear</i>	2,013	2,047	515	506	501	525	525	514	1,352	1,375		
13 Pembuatan tekstil <i>Manufacture of textiles</i>	706	720	176	180	181	183	179	182	476	482		
14 Pembuatan pakaian <i>Manufacture of wearing apparel</i>	964	974	251	240	233	250	253	241	645	651		
15 Pembuatan produk kulit dan barangan berkaitan <i>Manufacture of leather and related products</i>	343	354	88	86	87	93	92	91	231	242		
3. Produk kayu, perabot, keluaran kertas dan percetakan <i>Wood products, furniture, paper products and printing</i>	9,927	10,169	2,565	2,514	2,508	2,582	2,606	2,561	6,750	6,876		
16 Pembuatan kayu dan produk kayu dan gabus, kecuali perabot; pembuatan bagi artikel jerami dan bahan-bahan anyaman <i>Manufacture of wood and products of wood and cork, except furniture; manufacture of articles of straw and plaiting materials</i>	2,710	2,795	694	689	701	711	713	704	1,850	1,897		
17 Pembuatan kertas dan produk kertas <i>Manufacture of paper and paper products</i>	2,148	2,162	554	526	529	553	556	532	1,430	1,442		
18 Percetakan dan penerbitan semula media rakaman <i>Printing and reproduction of recorded media</i>	2,382	2,497	623	636	613	626	638	653	1,675	1,718		
31 Pembuatan perabot <i>Manufacture of furniture</i>	2,687	2,716	694	664	665	693	700	672	1,795	1,820		
4. Petroleum, kimia, getah dan plastik <i>Petroleum, chemical, rubber and plastic</i>	21,375	21,485	5,345	5,261	5,369	5,510	5,426	5,275	14,177	14,263		
19 Pembuatan kok dan produk petroleum bertapis <i>Manufacture of coke and refined petroleum products</i>	2,502	2,526	682	571	597	675	692	579	1,642	1,666		
20 Pembuatan kimia dan produk kimia <i>Manufacture of chemicals and chemical products</i>	5,931	5,843	1,501	1,412	1,440	1,490	1,522	1,410	3,875	3,861		
21 Pembuatan produk farmaseutikal asas, kimia perubatan dan botani <i>Manufacture of basic pharmaceutical products and pharmaceutical preparations</i>	804	811	191	198	204	218	193	204	525	538		
22 Pembuatan produk getah dan plastik <i>Manufacture of rubber and plastics products</i>	12,139	12,305	2,971	3,080	3,127	3,127	3,019	3,083	8,135	8,198		
5. Produk mineral bukan logam, logam asas dan produk logam yang direka <i>Non-metallic mineral products, basic metal and fabricated metal products</i>	14,916	15,604	3,947	3,873	3,835	3,949	4,058	3,982	10,365	10,649		
23 Pembuatan produk galian bukan logam lain <i>Manufacture of other non-metallic mineral products</i>	4,721	4,881	1,201	1,211	1,212	1,256	1,233	1,244	3,218	3,290		
24 Pembuatan logam asas <i>Manufacture of basic metals</i>	4,262	4,381	1,144	1,089	1,054	1,094	1,157	1,109	2,931	2,981		
25 Pembuatan produk logam, kecuali mesin dan kelengkapan <i>Manufacture of fabricated metal products, except machinery and equipment</i>	5,933	6,342	1,602	1,572	1,569	1,600	1,668	1,629	4,216	4,378		
6. Produk elektrik dan elektronik <i>Electrical and electronic products</i>	30,130	29,950	7,520	7,395	7,298	7,737	7,570	7,529	19,748	20,052		
26 Pembuatan komputer, produk elektronik dan optikal <i>Manufacture of computer, electronics and optical products</i>	21,732	21,586	5,415	5,367	5,214	5,590	5,440	5,459	14,228	14,437		
27 Pembuatan kelengkapan elektrik <i>Manufacture of electrical equipment</i>	3,948	3,946	975	975	1,007	990	985	997	2,625	2,666		
28 Pembuatan jentera dan peralatan t.t.t.l. <i>Manufacture of machinery and equipment n.e.c.</i>	4,451	4,418	1,130	1,053	1,077	1,158	1,146	1,073	2,894	2,949		
7. Kelengkapan pengangkutan dan pembuatan lain <i>Transport equipment and other manufactures</i>	7,528	7,689	1,889	1,932	1,897	1,971	1,937	1,981	5,084	5,220		
29 Pembuatan kenderaan bermotor, treler dan semi treler <i>Manufacture of motor vehicles, trailers and semi-trailers</i>	3,625	3,683	891	932	915	946	898	947	2,432	2,469		
30 Pembuatan kelengkapan pengangkutan lain <i>Manufacture of other transport equipment</i>	1,171	1,232	307	309	302	313	324	321	817	853		
32 Pembuatan lain <i>Other manufacturing</i>	1,325	1,354	329	333	338	354	350	349	887	938		
33 Pembaikan dan pemasangan jentera dan kelengkapan <i>Repair and installation of machinery and equipment</i>	1,407	1,420	362	359	342	357	365	363	949	960		
Pembuatan <i>Manufacturing</i>	Jumlah	Total	97,789	99,268	24,823	24,500	24,474	25,470	25,268	24,951	65,566	66,793

(RM Juta/Million)

2024												2025								
Jan.	Feb.	Mac	Apr.	Mei	Jun	Jul.	Ogo.	Sep.	Okt.	Nov.	Dis.	Jan.	Feb.	Mac	Apr.	Mei	Jun	Jul.	Ogo.	
1,046	1,002	994	1,006	1,009	1,003	1,016	1,014	1,036	1,035	1,041	1,121	1,075	1,042	1,029	1,038	1,031	1,040	1,050	1,054	
989	947	938	950	956	949	962	960	979	977	980	1,055	1,013	982	968	979	974	982	991	995	
51	50	50	51	49	49	49	49	51	52	55	59	56	54	55	54	52	53	53	53	
6	6	6	5	5	5	5	5	5	6	5	7	6	6	6	5	5	5	5	5	
177	168	170	170	171	166	166	165	170	169	174	183	179	173	173	173	173	168	169	168	
60	57	59	59	61	60	60	60	61	60	61	62	61	58	59	60	62	60	61	60	
87	82	82	82	81	77	78	76	79	78	82	89	86	83	84	83	81	77	78	78	
30	29	29	29	29	29	28	29	30	30	31	32	31	31	30	31	30	30	29	30	
859	857	850	837	845	832	836	834	837	845	851	885	871	872	863	853	860	848	854	854	
234	231	230	231	231	227	235	232	234	235	236	240	239	238	236	238	236	231	240	240	
184	186	183	176	174	175	174	175	179	183	181	188	185	187	184	178	177	177	177	177	
204	210	209	209	214	213	210	206	197	200	207	219	209	216	213	214	220	219	214	212	
237	229	228	221	226	217	217	220	227	227	227	239	238	232	230	223	228	222	223	225	
1,778	1,756	1,810	1,764	1,738	1,760	1,771	1,800	1,798	1,810	1,809	1,890	1,807	1,786	1,833	1,778	1,747	1,750	1,777	1,785	
216	216	250	188	185	198	194	195	208	219	212	244	219	219	253	192	187	199	196	199	
493	497	510	490	456	467	475	486	479	482	484	523	498	507	518	495	457	458	468	460	
66	62	63	68	65	65	67	69	68	70	68	79	67	62	63	69	67	67	69	73	
1,003	981	987	1,017	1,033	1,030	1,036	1,049	1,043	1,039	1,044	1,044	1,023	997	998	1,022	1,035	1,026	1,044	1,053	
1,337	1,303	1,307	1,294	1,299	1,280	1,270	1,274	1,290	1,287	1,288	1,374	1,372	1,343	1,343	1,338	1,332	1,312	1,303	1,306	
406	393	402	403	405	403	403	402	407	412	417	427	415	404	414	416	416	412	408	405	
391	377	376	371	363	355	350	348	357	350	352	392	394	384	379	378	368	363	359	356	
540	532	530	520	530	522	518	524	527	524	520	555	563	555	550	544	547	537	536	545	
2,527	2,523	2,470	2,396	2,480	2,519	2,433	2,399	2,466	2,495	2,493	2,749	2,534	2,542	2,494	2,463	2,511	2,554	2,507	2,445	
1,810	1,821	1,784	1,736	1,797	1,835	1,739	1,707	1,768	1,792	1,801	1,996	1,811	1,829	1,799	1,785	1,819	1,854	1,797	1,741	
330	323	321	303	334	337	339	336	331	328	317	344	334	327	324	315	338	344	344	340	
386	380	365	356	349	347	355	356	366	375	375	408	389	386	370	363	354	356	366	364	
627	633	629	646	649	638	631	633	634	641	642	689	641	651	644	662	661	657	653	649	
298	302	290	309	313	310	303	307	305	308	304	334	299	305	293	314	314	319	313	311	
100	101	107	103	105	102	102	99	102	104	104	106	107	107	111	107	109	106	105	102	
108	109	111	111	112	110	112	113	113	114	115	125	115	117	118	117	117	115	119	120	
120	121	121	123	120	116	114	114	114	115	119	124	120	122	122	124	121	117	116	116	
8,350	8,243	8,230	8,112	8,191	8,198	8,124	8,119	8,231	8,282	8,298	8,890	8,479	8,410	8,379	8,306	8,315	8,330	8,312	8,262	

Jadual **1.3b** : Gaji dan Upah yang Dibayar Sektor Pembuatan Mengikut Subsektor: Perubahan Peratusan Tahunan
 Table **1.3b** : Salaries and Wages Paid of Manufacturing Sector by Sub-sector: Annual Percentage Change

Subsektor Sub-sector	2023	2024	2024				2025		2024	2025	
			Q1	Q2	Q3	Q4	Q1	Q2	(Jan. - Ogo.)	(Jan. - Ogo.)	
1. Makanan, minuman dan tembakau <i>Food, beverages and tobacco</i>	7.9	3.6	4.5	3.8	3.4	2.6	3.4	3.0	4.0	3.3	
10 Pembuatan produk makanan <i>Manufacture of food products</i>	7.9	3.4	4.4	3.6	3.2	2.4	3.1	2.8	3.9	3.1	
11 Pembuatan minuman <i>Manufacture of beverages</i>	7.7	7.3	6.7	7.2	7.4	7.9	8.9	6.7	7.3	8.0	
12 Pembuatan produk tembakau <i>Manufacture of tobacco products</i>	4.8	-0.6	-3.5	-1.4	2.2	0.7	0.5	4.0	-1.3	2.5	
2. Tekstil, pakaian, kulit dan kasut <i>Textiles, wearing apparel, leather and footwear</i>	5.4	1.7	2.4	2.0	1.7	0.8	1.9	1.6	2.1	1.7	
13 Pembuatan tekstil <i>Manufacture of textiles</i>	5.0	1.9	2.3	2.4	1.6	1.5	1.8	1.2	2.2	1.4	
14 Pembuatan pakaian <i>Manufacture of wearing apparel</i>	5.6	1.0	2.8	1.6	0.9	-1.1	0.8	0.7	1.9	0.9	
15 Pembuatan produk kulit dan barangan berkaitan <i>Manufacture of leather and related products</i>	6.0	3.3	1.6	2.1	4.3	4.9	5.2	4.8	2.4	4.8	
3. Produk kayu, perabot, keluaran kertas dan percetakan <i>Wood products, furniture, paper products and printing</i>	4.7	2.4	2.5	3.0	2.5	1.8	1.6	1.9	2.8	1.9	
16 Pembuatan kayu dan produk kayu dan gabus, kecuali perabot; pembuatan bagi artikel jerami dan bahan-bahan anyaman <i>Manufacture of wood and products of wood and cork, except furniture; manufacture of articles of straw and plaiting materials</i>	4.9	3.1	2.5	4.0	3.5	2.5	2.6	2.3	3.4	2.5	
17 Pembuatan kertas dan produk kertas <i>Manufacture of paper and paper products</i>	2.3	0.6	1.1	0.4	0.5	0.5	0.4	1.2	0.8	0.8	
18 Percetakan dan penerbitan semula media rakaman <i>Printing and reproduction of recorded media</i>	6.3	4.8	4.9	5.9	5.0	3.5	2.4	2.7	5.5	2.6	
31 Pembuatan perabot <i>Manufacture of furniture</i>	5.1	1.1	1.7	1.4	0.7	0.6	0.9	1.2	1.3	1.4	
4. Petroleum, kimia, getah dan plastik <i>Petroleum, chemical, rubber and plastic</i>	1.9	0.5	-0.2	-0.5	0.8	1.9	1.5	0.3	-0.1	0.6	
19 Pembuatan kok dan produk petroleum bertapis <i>Manufacture of coke and refined petroleum products</i>	5.9	0.9	0.8	0.2	0.9	1.8	1.5	1.4	0.7	1.5	
20 Pembuatan kimia dan produk kimia <i>Manufacture of chemicals and chemical products</i>	1.7	-1.5	-3.2	-3.1	-0.6	1.1	1.4	-0.2	-2.7	-0.3	
21 Pembuatan produk farmasetikal asas, kimia perubatan dan botani <i>Manufacture of basic pharmaceutical products and pharmaceutical preparations</i>	1.9	0.9	1.4	0.6	0.3	1.3	0.9	2.8	0.8	2.4	
22 Pembuatan produk getah dan plastik <i>Manufacture of rubber and plastics products</i>	1.3	1.4	1.1	0.6	1.4	2.3	1.6	0.1	0.9	0.8	
5. Produk mineral bukan logam, logam asas dan produk logam yang direka <i>Non-metallic mineral products, basic metal and fabricated metal products</i>	3.5	4.6	4.8	5.7	5.0	3.0	2.8	2.8	5.3	2.7	
23 Pembuatan produk galian bukan logam lain <i>Manufacture of other non-metallic mineral products</i>	2.5	3.4	5.0	4.4	2.5	1.8	2.6	2.7	4.4	2.2	
24 Pembuatan logam asas <i>Manufacture of basic metals</i>	1.9	2.8	1.5	3.0	4.2	2.7	1.2	1.8	2.6	1.7	
25 Pembuatan produk logam, kecuali mesin dan kelengkapan <i>Manufacture of fabricated metal products, except machinery and equipment</i>	5.5	6.9	7.2	8.8	7.6	4.1	4.1	3.6	8.0	3.8	
6. Produk elektrik dan elektronik <i>Electrical and electronic products</i>	2.3	-0.6	-1.3	-1.2	-0.5	0.5	0.7	1.8	-1.0	1.5	
26 Pembuatan komputer, produk elektronik dan optikal <i>Manufacture of computer, electronics and optical products</i>	3.1	-0.7	-0.9	-1.5	-0.6	0.3	0.5	1.7	-0.9	1.5	
27 Pembuatan kelengkapan elektrik <i>Manufacture of electrical equipment</i>	0.2	-0.04	-3.1	2.0	0.4	0.7	1.0	2.3	-0.3	1.5	
28 Pembuatan jentera dan peralatan t.t.t.l. <i>Manufacture of machinery and equipment n.e.c.</i>	0.6	-0.7	-1.5	-2.5	-0.7	1.6	1.4	1.9	-1.7	1.9	
7. Kelengkapan pengangkutan dan pembuatan lain <i>Transport equipment and other manufactures</i>	3.3	2.1	1.4	2.4	2.6	2.1	2.6	2.5	2.2	2.7	
29 Pembuatan kenderaan bermotor, treler dan semi treler <i>Manufacture of motor vehicles, trailers and semi-trailers</i>	2.8	1.6	1.4	2.0	1.9	1.1	0.8	1.6	1.8	1.5	
30 Pembuatan kelengkapan pengangkutan lain <i>Manufacture of other transport equipment</i>	2.5	5.2	3.7	5.2	6.1	6.1	5.5	4.0	4.8	4.4	
32 Pembuatan lain <i>Other manufacturing</i>	1.9	2.2	0.1	2.8	3.1	2.8	6.4	5.0	2.0	5.8	
33 Pembaikan dan pemasangan jentera dan kelengkapan <i>Repair and installation of machinery and equipment</i>	6.7	0.9	0.9	0.9	1.1	0.8	0.8	1.2	1.0	1.2	
Pembuatan	Jumlah Total	3.5	1.5	1.2	1.4	1.7	1.7	1.8	1.8	1.5	1.9

(%)

2024												2025								
Jan.	Feb.	Mac.	Apr.	Mei.	Jun	Jul.	Ogo.	Sep.	Okt.	Nov.	Dis.	Jan.	Feb.	Mac.	Apr.	Mei.	Jun	Jul.	Ogo.	
6.9	3.1	3.3	4.4	3.7	3.2	3.9	3.7	2.6	2.2	2.7	3.0	2.8	3.9	3.5	3.2	2.2	3.7	3.3	3.9	
6.9	3.0	3.2	4.3	3.6	3.0	3.7	3.5	2.5	2.0	2.4	2.7	2.5	3.7	3.2	3.0	2.0	3.5	3.1	3.7	
6.6	6.4	7.1	7.3	6.1	8.3	8.1	8.3	6.0	6.3	8.4	9.0	8.6	8.8	9.1	6.0	6.3	7.8	8.4	8.6	
-0.9	-5.8	-3.8	-2.6	-2.9	1.4	2.9	2.6	1.1	0.7	0.5	0.9	0.7	0.6	0.3	4.2	3.7	4.2	3.4	3.6	
2.3	2.4	2.5	2.1	2.0	1.8	2.3	1.3	1.5	1.2	0.3	1.0	1.1	2.6	2.0	2.0	1.5	1.2	1.6	1.8	
2.6	1.9	2.2	2.3	2.6	2.3	2.7	0.9	1.2	1.0	1.2	2.2	2.1	1.9	1.2	1.6	1.1	0.9	1.3	0.7	
2.2	3.0	3.4	2.0	1.6	1.2	1.5	0.5	0.6	0.3	-2.1	-1.4	-1.0	2.0	1.4	1.0	0.7	0.5	0.7	1.9	
2.3	1.7	0.9	2.2	1.9	2.1	4.2	4.3	4.5	3.8	5.3	5.6	5.1	5.4	5.1	5.9	4.3	4.1	4.5	4.0	
1.9	3.0	2.7	3.2	2.7	3.0	3.4	2.3	1.7	1.8	1.9	1.7	1.5	1.8	1.5	1.9	1.8	1.9	2.2	2.4	
3.5	1.5	2.5	4.0	3.8	4.1	4.8	2.8	2.9	2.3	2.4	2.9	2.3	3.0	2.6	3.0	2.1	1.8	2.3	3.2	
2.3	0.3	0.8	0.4	0.3	0.6	1.0	0.4	0.1	0.5	0.7	0.4	0.3	0.5	0.3	1.5	1.3	0.9	1.2	0.9	
0.1	8.9	5.8	6.3	5.2	6.3	7.1	4.8	2.9	3.6	4.4	2.5	2.4	2.6	2.3	2.5	2.9	2.6	2.3	2.9	
1.5	1.7	1.9	2.0	1.2	0.8	0.3	1.0	0.7	0.6	0.3	0.9	0.8	1.0	0.8	0.5	0.9	2.3	2.7	2.2	
0.4	0.2	-1.2	-0.6	-0.5	-0.2	0.2	1.0	1.2	1.6	2.1	2.0	1.6	1.7	1.3	0.8	0.5	-0.5	0.3	-0.8	
0.1	1.8	0.6	0.4	-1.1	1.2	1.9	0.5	0.2	1.1	2.6	1.7	1.8	1.5	1.2	1.8	1.5	0.9	1.1	1.9	
-3.1	-2.8	-3.8	-2.4	-3.4	-3.6	-2.9	0.8	0.5	0.4	1.4	1.6	0.9	1.9	1.5	0.9	0.4	-1.8	-1.5	-5.3	
1.4	0.8	1.9	0.7	0.3	0.9	0.3	0.5	0.2	0.5	1.6	1.9	1.4	0.8	0.5	1.8	3.4	3.1	3.4	4.6	
2.3	1.4	-0.4	-0.1	0.8	1.0	1.4	1.2	1.8	2.3	2.5	2.3	1.9	1.7	1.2	0.5	0.2	-0.4	0.7	0.4	
5.1	4.4	5.0	6.7	5.1	5.3	5.5	5.4	4.1	3.5	3.1	2.4	2.6	3.1	2.8	3.4	2.5	2.5	2.6	2.5	
3.5	5.5	6.1	6.5	3.5	3.2	3.6	3.1	0.8	2.2	2.1	1.3	2.1	2.7	3.0	3.2	2.7	2.2	1.2	0.8	
2.3	0.7	1.4	4.1	2.1	2.8	4.1	4.1	4.5	2.5	2.7	2.9	0.8	1.8	1.0	1.9	1.3	2.2	2.7	2.2	
8.5	6.3	6.9	8.8	8.6	8.9	8.1	8.2	6.6	5.2	4.1	3.0	4.2	4.3	3.8	4.5	3.2	3.0	3.6	4.0	
-0.1	-1.8	-1.9	-2.7	-1.5	0.7	1.4	-1.6	-1.3	0.4	0.6	0.6	0.3	0.8	1.0	2.8	1.3	1.4	3.0	1.9	
0.9	-1.5	-2.0	-3.6	-1.9	1.1	1.6	-1.8	-1.6	0.3	0.4	0.2	0.1	0.5	0.9	2.8	1.3	1.1	3.3	2.0	
-3.6	-4.0	-1.8	1.8	2.4	1.7	1.9	-0.1	-0.5	0.5	0.2	1.4	1.0	1.2	0.9	3.9	1.2	2.0	1.4	1.0	
-1.7	-1.3	-1.6	-1.7	-3.0	-2.7	0.2	-1.9	-0.3	1.2	1.8	1.9	0.8	1.8	1.5	1.9	1.3	2.6	3.2	2.3	
1.6	1.4	1.3	3.1	2.1	2.2	2.8	2.7	2.2	2.4	2.2	1.7	2.4	2.9	2.4	2.6	1.9	3.0	3.5	2.7	
2.4	1.6	0.3	2.8	2.1	1.2	1.9	2.2	1.5	1.9	0.8	0.6	0.3	1.2	1.0	1.7	0.4	2.9	3.4	1.3	
4.4	3.1	3.5	4.6	5.0	6.0	6.4	5.8	6.0	5.5	6.3	6.4	6.7	5.8	4.0	3.9	4.4	3.7	3.2	3.5	
-2.3	0.3	2.3	4.9	1.1	2.4	4.3	2.8	2.1	2.5	3.6	2.3	6.5	6.7	6.0	5.6	4.4	4.9	5.6	6.8	
0.9	0.7	1.0	0.8	0.7	1.4	1.0	1.5	0.8	1.2	0.8	0.4	0.2	1.4	0.9	1.2	1.4	1.1	1.8	1.5	
2.0	1.0	0.7	1.2	1.1	1.8	2.4	1.5	1.2	1.7	1.8	1.7	1.5	2.0	1.8	2.4	1.5	1.6	2.3	1.8	

Jadual **1.3c** : Gaji dan Upah yang Dibayar Sektor Pembuatan Mengikut Subsektor: Perubahan Peratusan Bulanan/Suku Tahunan
 Table **1.3c** : Salaries and Wages Paid of Manufacturing Sector by Sub-sector: Monthly/Quarterly Percentage Change

Subsektor Sub-sector	2024				2025		2024		
	Q1	Q2	Q3	Q4	Q1	Q2	Jan.	Feb.	
1. Makanan, minuman dan tembakau <i>Food, beverages and tobacco</i>	-2.3	-0.8	1.6	4.3	-1.6	-1.1	-4.0	-4.1	
10 Pembuatan produk makanan <i>Manufacture of food products</i>	-2.4	-0.7	1.6	3.9	-1.6	-1.0	-3.8	-4.2	
11 Pembuatan minuman <i>Manufacture of beverages</i>	-1.9	-1.4	0.4	11.1	-1.0	-3.3	-5.2	-2.8	
12 Pembuatan produk tembakau <i>Manufacture of tobacco products</i>	-4.4	-9.6	0.9	15.4	-4.6	-6.5	-18.2	1.8	
2. Tekstil, pakaian, kulit dan kasut <i>Textiles, wearing apparel, leather and footwear</i>	-1.1	-1.9	-1.0	4.9	-0.1	-2.1	-2.1	-5.0	
13 Pembuatan tekstil <i>Manufacture of textiles</i>	-2.5	2.2	0.5	1.3	-2.2	1.6	-1.0	-4.8	
14 Pembuatan pakaian <i>Manufacture of wearing apparel</i>	-0.3	-4.8	-2.6	7.0	1.6	-4.8	-3.2	-6.5	
15 Pembuatan produk kulit dan barangan berkaitan <i>Manufacture of leather and related products</i>	-0.6	-1.7	0.6	6.8	-0.4	-2.1	-1.3	-0.8	
3. Produk kayu, perabot, keluaran kertas dan percetakan <i>Wood products, furniture, paper products and printing</i>	1.1	-2.0	-0.3	2.9	1.0	-1.7	-1.4	-0.2	
16 Pembuatan kayu dan produk kayu dan gabus, kecuali perabot; pembuatan bagi artikel jerami dan bahan-bahan anyaman <i>Manufacture of wood and products of wood and cork, except furniture; manufacture of articles of straw and plaiting materials</i>	0.2	-0.8	1.8	1.3	0.3	-1.1	0.2	-1.1	
17 Pembuatan kertas dan produk kertas <i>Manufacture of paper and paper products</i>	0.8	-5.1	0.7	4.4	0.6	-4.3	-1.7	1.0	
18 Percetakan dan penerbitan semula media rakaman <i>Printing and reproduction of recorded media</i>	3.0	2.1	-3.6	2.1	2.0	2.4	-4.3	3.1	
31 Pembuatan perabot <i>Manufacture of furniture</i>	0.8	-4.3	0.1	4.2	1.0	-4.0	0.0	-3.1	
4. Petroleum, kimia, getah dan plastik <i>Petroleum, chemical, rubber and plastic</i>	-1.1	-1.6	2.1	2.6	-1.5	-2.8	-4.1	-1.2	
19 Pembuatan kok dan produk petroleum bertapis <i>Manufacture of coke and refined petroleum products</i>	2.8	-16.4	4.7	13.0	2.5	-16.4	-10.1	0.2	
20 Pembuatan kimia dan produk kimia <i>Manufacture of chemicals and chemical products</i>	1.9	-5.9	1.9	3.5	2.2	-7.4	-4.3	0.9	
21 Pembuatan produk farmasetikal asas, kimia perubatan dan botani <i>Manufacture of basic pharmaceutical products and pharmaceutical preparations</i>	-11.2	3.8	3.2	6.5	-11.5	5.7	-15.1	-6.1	
22 Pembuatan produk getah dan plastik <i>Manufacture of rubber and plastics products</i>	-2.8	3.7	1.5	-0.01	-3.46	2.12	-1.7	-2.2	
5. Produk mineral bukan logam, logam asas dan produk logam yang direka <i>Non-metallic mineral products, basic metal and fabricated metal products</i>	2.9	-1.9	-1.0	3.0	2.8	-1.9	-0.3	-2.6	
23 Pembuatan produk galian bukan logam lain <i>Manufacture of other non-metallic mineral products</i>	-2.6	0.8	0.1	3.6	-1.8	0.9	-3.6	-3.3	
24 Pembuatan logam asas <i>Manufacture of basic metals</i>	7.4	-4.8	-3.3	3.8	5.8	-4.2	2.8	-3.5	
25 Pembuatan produk logam, kecuali mesin dan kelengkapan <i>Manufacture of fabricated metal products, except machinery and equipment</i>	4.2	-1.9	-0.2	2.0	4.3	-2.4	0.2	-1.4	
6. Produk elektrik dan elektronik <i>Electrical and electronic products</i>	-2.3	-1.7	-1.3	6.0	-2.2	-0.5	-7.6	-0.1	
26 Pembuatan komputer, produk elektronik dan optikal <i>Manufacture of computer, electronics and optical products</i>	-2.8	-0.9	-2.8	7.2	-2.7	0.3	-9.2	0.6	
27 Pembuatan kelengkapan elektrik <i>Manufacture of electrical equipment</i>	-0.8	-0.01	3.3	-1.7	-0.5	1.2	-2.7	-2.1	
28 Pembuatan jentera dan peralatan t.t.t.l. <i>Manufacture of machinery and equipment n.e.c.</i>	-0.8	-6.9	2.3	7.5	-1.0	-6.3	-3.5	-1.7	
7. Kelengkapan pengangkutan dan pembuatan lain <i>Transport equipment and other manufactures</i>	-2.2	2.3	-1.8	3.9	-1.7	2.3	-7.4	0.9	
29 Pembuatan kenderaan bermotor, treler dan semi treler <i>Manufacture of motor vehicles, trailers and semi-trailers</i>	-4.8	4.6	-1.8	3.4	-5.1	5.4	-10.0	1.1	
30 Pembuatan kelengkapan pengangkutan lain <i>Manufacture of other transport equipment</i>	4.2	0.5	-2.1	3.5	3.6	-0.9	0.6	0.7	
32 Pembuatan lain <i>Other manufacturing</i>	-4.7	1.2	1.6	4.9	-1.3	-0.1	-11.6	1.1	
33 Pembaikan dan pemasangan jentera dan kelengkapan <i>Repair and installation of machinery and equipment</i>	2.1	-0.9	-4.7	4.5	2.1	-0.5	-2.8	0.6	
Pembuatan	Jumlah Total	-0.9	-1.3	-0.1	4.1	-0.8	-1.3	-4.5	-1.3

(%)

2025																	
Mac	Apr.	Mei	Jun	Jul.	Ogo.	Sep.	Okt.	Nov.	Dis.	Jan.	Feb.	Mac	Apr.	Mei	Jun	Jul.	Ogo.
-0.9	1.2	0.3	-0.6	1.3	-0.2	2.2	-0.1	0.6	7.7	-4.1	-3.1	-1.3	0.9	-0.6	0.9	0.9	0.4
-0.9	1.3	0.6	-0.7	1.4	-0.2	2.0	-0.2	0.3	7.6	-4.0	-3.1	-1.4	1.1	-0.4	0.7	1.0	0.4
0.4	1.8	-4.4	1.3	-0.9	0.5	4.9	0.6	6.9	6.3	-5.5	-2.6	0.7	-1.1	-4.1	2.8	-0.3	0.6
-1.6	-9.4	-1.6	3.9	-0.7	-4.1	7.2	3.2	-0.9	27.2	-18.3	1.6	-1.8	-5.9	-2.0	4.5	-1.5	-3.9
0.9	-0.1	0.5	-3.0	0.3	-0.9	3.3	-0.6	2.7	5.3	-2.0	-3.6	0.3	-0.1	0.0	-3.2	0.7	-0.7
2.2	0.9	3.1	-1.5	0.5	-0.6	1.3	-0.5	0.6	2.3	-1.0	-5.1	1.5	1.2	2.7	-1.8	1.0	-1.2
0.9	-0.8	-1.3	-4.6	0.9	-2.0	4.1	-1.1	4.7	8.4	-2.8	-3.6	0.2	-1.2	-1.5	-4.8	1.1	-0.9
-1.4	-0.2	0.3	-1.6	-1.4	1.8	5.5	0.5	1.6	2.7	-1.7	-0.5	-1.7	0.5	-1.1	-1.9	-1.0	1.3
-0.8	-1.5	1.0	-1.6	0.5	-0.2	0.3	0.9	0.8	4.0	-1.6	0.1	-1.1	-1.1	0.9	-1.4	0.7	0.0
-0.5	0.5	0.004	-1.7	3.6	-1.2	0.7	0.4	0.5	1.7	-0.4	-0.5	-1.0	0.9	-0.9	-2.0	4.1	-0.3
-1.6	-4.1	-0.8	0.6	-0.6	0.6	2.2	2.2	-1.2	4.0	-1.8	1.2	-1.7	-3.0	-1.0	0.2	-0.2	0.3
-0.8	0.1	2.4	-0.4	-1.7	-1.5	-4.7	1.5	3.7	5.4	-4.5	3.3	-1.0	0.4	2.8	-0.7	-1.9	-0.9
-0.5	-2.9	2.1	-4.2	0.2	1.5	3.2	-0.1	0.01	5.1	-0.1	-2.9	-0.7	-3.2	2.4	-2.8	0.6	1.0
3.1	-2.6	-1.5	1.2	0.7	1.6	-0.1	0.7	-0.1	4.5	-4.4	-1.1	2.6	-3.0	-1.7	0.2	1.5	0.5
15.8	-24.8	-1.9	7.0	-1.9	0.8	6.6	5.2	-3.0	14.9	-10.0	0.0	15.5	-24.3	-2.3	6.4	-1.7	1.5
2.6	-3.9	-7.1	2.4	1.8	2.4	-1.6	0.7	0.5	8.1	-5.0	1.9	2.2	-4.5	-7.5	0.1	2.2	-1.6
1.7	8.4	-5.3	0.9	2.2	4.1	-1.6	2.7	-2.5	15.7	-15.5	-6.6	1.3	9.8	-3.7	0.6	2.5	5.3
0.6	3.0	1.6	-0.3	0.6	1.3	-0.6	-0.3	0.4	-0.02	-2.0	-2.5	0.1	2.4	1.3	-0.9	1.7	0.9
0.3	-1.0	0.3	-1.5	-0.7	0.3	1.3	-0.2	0.1	6.6	-0.1	-2.1	-0.02	-0.4	-0.5	-1.5	-0.7	0.2
2.3	0.3	0.6	-0.7	0.1	-0.2	1.2	1.3	1.0	2.4	-2.8	-2.7	2.6	0.5	0.1	-1.1	-0.9	-0.6
-0.5	-1.2	-2.1	-2.2	-1.6	-0.5	2.5	-1.8	0.4	11.4	0.6	-2.5	-1.3	-0.3	-2.7	-1.3	-1.1	-1.0
-0.5	-1.7	1.9	-1.6	-0.7	1.2	0.5	-0.4	-0.8	6.8	1.4	-1.4	-1.0	-1.1	0.7	-1.8	-0.2	1.7
-2.1	-3.0	3.5	1.6	-3.4	-1.4	2.8	1.2	-0.1	10.3	-7.8	0.3	-1.9	-1.2	1.9	1.7	-1.9	-2.5
-2.0	-2.7	3.5	2.1	-5.2	-1.9	3.6	1.4	0.5	10.9	-9.3	1.0	-1.6	-0.8	1.9	1.9	-3.1	-3.1
-0.6	-5.5	10.0	1.1	0.4	-0.8	-1.5	-1.0	-3.4	8.7	-3.2	-1.9	-1.0	-2.7	7.2	1.8	-0.1	-1.2
-3.9	-2.2	-2.0	-0.6	2.2	0.4	2.7	2.4	0.1	8.7	-4.5	-0.8	-4.2	-1.9	-2.6	0.7	2.7	-0.4
-0.5	2.6	0.5	-1.6	-1.2	0.3	0.2	1.0	0.1	7.3	-6.8	1.5	-1.0	2.8	-0.2	-0.6	-0.7	-0.5
-3.8	6.4	1.2	-0.9	-2.3	1.4	-0.5	0.9	-1.4	9.8	-10.3	2.0	-4.0	7.1	-0.1	1.6	-1.8	-0.7
5.9	-3.8	1.8	-2.6	-0.2	-2.8	3.2	1.6	0.0	2.0	0.9	-0.1	4.1	-3.9	2.4	-3.2	-0.7	-2.5
2.0	-0.3	0.5	-1.4	2.0	0.3	0.3	1.0	0.9	8.6	-8.0	1.4	1.3	-0.7	-0.6	-1.0	2.7	1.5
0.1	1.5	-2.4	-3.0	-1.9	0.2	-0.5	0.9	3.5	4.6	-3.0	1.8	-0.3	1.8	-2.3	-3.3	-1.2	-0.1
-0.2	-1.4	1.0	0.1	-0.9	-0.1	1.4	0.6	0.2	7.1	-4.6	-0.8	-0.4	-0.9	0.1	0.2	-0.2	-0.6

Jadual **1.4a** : Nilai Jualan Sektor Pembuatan Mengikut Kumpulan
 Table : Sales Value of Manufacturing Sector by Group

Kod Kumpulan Group code	Keterangan Kumpulan/Tempoh	2023	2024	2024		
				Q1	Q2	Q3
101	Pemprosesan dan pengawetan daging	9,315	9,950	2,401	2,478	2,479
102	Pemprosesan dan pengawetan ikan, krustasea dan moluska	6,056	6,001	1,496	1,498	1,492
	10201 Pengetinan ikan, krustasea dan moluska &	5,670	5,575	1,391	1,392	1,385
	10202 Pemprosesan dan pengawetan ikan, krustasea dan moluska Industri lain	386	426	105	106	106
103	Pemprosesan dan pengawetan buah-buahan dan sayur - sayuran	2,368	2,625	640	664	659
	10303 Pengetinan nanas &	564	637	154	157	159
	10304 Pembuatan jem, marmalad dan sajian jeli Industri lain	1,804	1,988	486	507	499
104	Pembuatan minyak dan lemak daripada sayuran dan haiwan	168,839	186,675	39,213	43,322	49,828
	10404 Pembuatan minyak sayuran mentah dan bertapis &	20,650	21,020	5,065	4,709	5,468
	10406 Pembuatan sebatian lemak masakan					
	10405 Pembuatan minyak kelapa Industri lain	1,231	1,653	369	371	440
		146,958	164,002	33,779	38,243	43,921
105	Pembuatan produk tenusu	12,107	11,884	2,855	2,912	2,983
	10502 Pembuatan susu pekat, tepung dan sejat Industri lain	11,271	10,781	2,621	2,641	2,678
		836	1,104	234	272	305
106	Pembuatan produk bijian, kanji dan produk berkanji	11,151	12,383	2,927	3,103	3,150
	10611 Pengilangan beras	5,367	6,000	1,382	1,527	1,557
	10613 Pengilangan tepung Industri lain	5,460	6,038	1,455	1,485	1,510
		324	345	89	91	83
107	Pembuatan produk makanan lain	63,250	71,016	16,626	17,557	17,918
	10711 Pembuatan biskut dan cookies	4,043	4,658	1,075	1,127	1,198
	10712 Pembuatan roti, kek dan produk bakeri lain	13,821	14,929	3,430	3,628	3,851
	10713 Pembuatan produk snek	3,309	4,201	988	1,091	1,050
	10721 Pembuatan gula	6,114	7,018	1,626	1,731	1,778
	10731 Pembuatan produk koko	3,612	5,556	1,109	1,346	1,419
	10732 Pembuatan coklat dan produk coklat &	13,784	14,718	3,540	3,720	3,633
	10733 Pembuatan konfeksi gula					
	10793 Pembuatan sos dan bahan perasa	2,437	2,763	666	706	668
	10799 Pembuatan produk makanan lain t.t.t.l. Industri lain	6,636	6,855	1,680	1,609	1,717
		9,493	10,319	2,513	2,598	2,603
108/10800	Pembuatan makanan haiwan tersedia	19,358	19,231	4,704	4,944	4,845
110	Pembuatan minuman ringan	13,055	14,226	3,399	3,387	3,592
	11041 Pembuatan minuman ringan	7,141	8,110	1,885	1,889	2,098
	11042 Pengeluaran air mineral semulajadi dan minuman lain yang dibotolkan Industri lain	1,400	1,449	341	345	373
		4,514	4,667	1,174	1,153	1,120
120/12000	Pembuatan produk tembakau	4,010	4,345	1,307	1,114	885
131	Pemintalan, penenunan dan penyiapan tekstil	5,716	5,874	1,480	1,587	1,423
	13110 Penyediaan dan pemintalan gentian tekstil &	4,266	4,251	1,077	1,152	1,023
	13120 Penenunan tekstil					
	13132 Pewarnaan, pelunturan, percetakan dan penyiapan akhir benang dan fabrik Industri lain	1,413	1,592	395	428	392
		37	32	9	7	8
139	Pembuatan tekstil lain	5,688	6,377	1,637	1,577	1,558
	13910 Pembuatan fabrik dikait dan dikrusye Industri lain	2,264	2,397	617	603	602
		3,424	3,980	1,020	974	957
141	Pembuatan pakaian, kecuali pakaian berbulu	9,388	9,634	2,506	2,312	2,399
	14102 Pembuatan pakaian Industri lain	8,293	8,329	2,186	1,999	2,069
		1,095	1,305	321	313	330
142 & 143	Pembuatan artikel daripada kulit bulu dan pakaian yang dikait dan dikrusye	485	542	149	127	131
151 (15110 & 15120)	Penyamakan dan pembersihan kulit, pembuatan bagasi, beg tangan, pelana dan abah-abah pembersihan dan pewarnaan bulu	1,997	2,190	541	451	526
152	Pembuatan kasut	879	843	230	209	196
	15201 Pembuatan kasut kulit &	578	579	156	138	137
	15203 Pembuatan kasut getah Industri lain	301	264	74	72	60
161/16100	Pengilangan dan pengetaman kayu	6,495	5,999	1,798	1,307	1,342

2025		2024		2025		Group Description/Period
Q4	Q1	Q2	(Jan. - Ogo.)	(Jan. - Ogo.)		
2,592	2,318	2,099	6,511	5,852		Processing and preserving of meat
1,515	1,576	1,603	3,983	4,233		Processing and preserving of fish, crustaceans and molluscs
1,406	1,456	1,477	3,700	3,907		Canning of fish, crustaceans and molluscs
109	121	126	283	325		Processing, curing and preserving of fish, crustacean and molluscs
662	651	657	1,744	1,758		Other industry
167	134	126	415	342		Processing and preserving of fruits and vegetable
496	517	532	1,329	1,416		Pineapple canning
54,312	44,816	49,431	115,668	129,797		Manufacture of jams, marmalades and table jellies
5,779	5,968	6,163	13,333	16,066		Other industry
473	459	447	1,034	1,254		Manufacture of vegetable and animal oils and fats
48,060	38,389	42,821	101,300	112,477		Manufacture of crude and refined vegetable oil
3,134	3,102	3,191	7,751	8,130		Manufacture of compound cooking fats
2,841	2,808	2,861	7,047	7,284		Manufacture of coconut oil
293	294	330	704	846		Other industry
3,204	3,267	3,500	8,093	9,046		Manufacture of dairy products
1,532	1,568	1,679	3,929	4,284		Manufacture of condensed, powdered and evaporated milk
1,589	1,614	1,735	3,929	4,540		Other industry
83	85	85	235	221		Manufacture of grain mill products, starches and starch products
18,915	19,259	20,013	45,980	52,744		Rice milling
1,257	1,121	1,169	2,997	3,101		Flour milling
4,019	4,320	4,509	9,583	12,004		Other industry
1,072	988	983	2,784	2,623		Manufacture of other food products
1,883	1,794	1,923	4,513	5,023		Manufacture of biscuits and cookies
1,682	1,669	1,536	3,403	4,152		Manufacture of bread, cakes and other bakery products
3,826	4,011	4,429	9,669	11,373		Manufacture of snack products
722	693	698	1,804	1,826		Manufacture of sugar
1,848	1,942	1,949	4,381	5,184		Manufacture of cocoa products
2,604	2,723	2,818	6,845	7,460		Manufacture of chocolate and chocolate products
4,737	4,750	6,165	12,934	15,266		Manufacture of sugar confectionery
3,849	3,734	3,623	9,185	10,043		Manufacture of sauces and condiments
2,238	2,127	2,059	5,174	5,719		Manufacture of other food products n.e.c.
391	414	413	936	1,098		Other industry
1,219	1,193	1,150	3,074	3,226		Manufacture of prepared animal feeds
1,039	1,313	1,107	3,032	3,042		Manufacture of soft drinks
1,384	1,432	1,553	4,078	3,950		Production of natural mineral waters and other bottled waters
999	1,050	1,120	2,960	2,856		Other industry
377	372	423	1,097	1,068		Manufacture of tobacco products
8	9	10	21	26		Spinning, weaving and finishing of textiles
1,605	1,546	1,531	4,265	4,099		Preparation and spinning of textile fibres
576	608	622	1,635	1,647		Weaving of textiles
1,029	938	910	2,630	2,452		Dyeing, bleaching, printing and finishing of yarns and fabrics
2,417	2,572	2,288	6,438	6,458		Other industry
2,075	2,229	1,959	5,583	5,550		Manufacture of other textiles
342	343	329	855	908		Manufacture of knitted and crocheted fabrics
134	143	120	364	347		Other industry
672	615	498	1,320	1,469		Manufacture of wearing apparel, except fur apparel
207	208	220	573	562		Manufacture of clothings
149	148	154	386	396		Other industry
59	60	66	186	166		Manufacture of articles of fur, knitted and crocheted apparel
1,552	1,703	1,275	3,968	3,830		Tanning and dressing of leather; manufacture of luggage, handbags, saddlery and harness; dressing and dyeing of fur
						Manufacture of footwear
						Manufacture of leather footwear
						Manufacture of rubber footwear
						Other industry
						Sawmilling and planning of wood

Jadual
Table **1.4a** : Nilai Jualan Sektor Pembuatan Mengikut Kumpulan (samb.)
: Sales Value of Manufacturing Sector by Group (cont.)

Kod Kumpulan Group code	Keterangan Kumpulan/Tempoh	2024									
		Jan.	Feb.	Mac	Apr.	Mei	Jun	Jul.	Ogo.	Sep.	
101	Pemprosesan dan pengawetan daging	789	810	803	823	843	811	808	824	847	
102	Pemprosesan dan pengawetan ikan, krustasea dan moluska	531	474	491	495	506	497	494	495	503	
	10201 & 10202 Pengetinan ikan, krustasea dan moluska	495	439	458	463	470	459	459	458	468	
	10202 Pemprosesan dan pengawetan ikan, krustasea dan moluska Industri lain	36	35	34	32	37	37	35	37	35	
103	Pemprosesan dan pengawetan buah-buahan dansayur - sayuran	221	206	214	218	226	220	222	218	218	
	10303 & 10304 Pengetinan nanas	52	49	53	51	54	53	53	51	55	
	10304 Pembuatan jem, marmalad dan sajian jeli Industri lain	169	156	161	167	173	167	169	167	163	
104	Pembuatan minyak dan lemak daripada sayuran dan haiwan	15,661	11,973	11,579	13,939	14,540	14,843	15,891	17,241	16,696	
	10404 & 10406 Pembuatan minyak sayuran mentah dan bertapis	1,836	1,604	1,625	1,461	1,550	1,698	1,716	1,843	1,908	
	10406 Pembuatan sebatian lemak masakan										
	10405 Pembuatan minyak kelapa Industri lain	120	127	122	108	129	134	152	142	145	
		13,705	10,243	9,832	12,371	12,861	13,010	14,023	15,256	14,643	
105	Pembuatan produk tenusu	927	932	995	979	998	936	950	1,034	999	
	10502 Pembuatan susu pekat, tepung dan sejat Industri lain	845	856	919	899	902	840	852	933	893	
		82	76	76	80	96	96	98	101	106	
106	Pembuatan produk bijian, kanji dan produk berkanji	981	917	1,029	1,013	1,058	1,032	1,012	1,051	1,086	
	10611 Pengilangan beras	450	424	509	502	526	500	502	517	539	
	10613 Pengilangan tepung Industri lain	501	465	490	480	502	502	483	507	520	
		30	28	31	31	30	30	28	28	27	
107	Pembuatan produk makanan lain	5,573	5,383	5,670	5,714	6,063	5,780	5,775	6,021	6,121	
	10711 Pembuatan biskut dan cookies	368	334	373	372	378	377	401	394	403	
	10712 Pembuatan roti, kek dan produk bakeri lain	1,173	1,103	1,155	1,203	1,236	1,189	1,221	1,304	1,327	
	10713 Pembuatan produk snek	339	300	349	384	359	361	345	344	344	
	10721 Pembuatan gula	535	539	552	554	611	566	569	587	622	
	10731 Pembuatan produk koko	370	375	364	386	491	469	445	503	471	
	10732 Pembuatan coklat dan produk coklat & 10733 Pembuatan konfeksi gula	1,143	1,148	1,248	1,232	1,303	1,184	1,170	1,240	1,223	
	10793 Pembuatan sos dan bahan perasa	225	219	222	232	236	238	212	220	236	
	10799 Pembuatan produk makanan lain t.t.t.l. Industri lain	577	555	548	540	544	525	520	572	626	
		843	812	858	845	880	872	877	857	869	
108/ 10800	Pembuatan makanan haiwan tersedia	1,538	1,521	1,646	1,632	1,711	1,602	1,645	1,641	1,560	
110	Pembuatan minuman ringan	1,115	1,091	1,193	1,196	1,113	1,077	1,164	1,234	1,193	
	11041 Pembuatan minuman ringan	628	592	665	680	606	602	690	711	697	
	11042 Pengeluaran air mineral semulajadi dan minuman lain yang dibotolkan Industri lain	109	114	118	120	113	112	124	126	122	
		379	384	411	396	393	364	350	397	373	
120/ 12000	Pembuatan produk tembakau	410	407	490	399	411	305	308	304	274	
131	Pemintalan, penenunan dan penyiapan tekstil	519	476	485	508	560	519	505	506	412	
	13110 & 13120 Penyediaan dan pemintalan gentian tekstil	375	341	361	379	396	377	368	363	292	
	13132 Pewarnaan, pelunturan, percetakan dan penyiapan akhir benang dan fabrik Industri lain	141	132	121	126	162	139	134	140	118	
		3	3	2	2	2	2	3	3	2	
139	Pembuatan tekstil lain	552	542	544	519	527	531	525	526	508	
	13910 Pembuatan fabrik dikait dan dikrusye Industri lain	206	205	206	201	200	202	203	212	187	
		345	337	338	318	327	329	321	314	321	
141	Pembuatan pakaian, kecuai pakaian berbulu	850	785	870	795	789	728	842	778	779	
	14102 Pembuatan pakaian Industri lain	748	680	757	698	678	622	726	672	671	
		102	105	113	97	110	106	116	106	108	
142 & 143	Pembuatan artikel daripada kulit bulu dan pakaian yang dikait dan dikrusye	49	49	51	45	43	39	44	44	44	
151 (15110 & 15120)	Penyamakan dan pembersihan kulit, pembuatan bagasi, beg tangan, pelana dan abah-abah pembersihan dan pewarnaan bulu	182	176	184	156	153	142	151	177	198	
152	Pembuatan kasut	82	74	74	71	69	69	66	67	63	
	15201 & 15203 Pembuatan kasut kulit	56	49	51	46	45	47	45	48	44	
	15203 Pembuatan kasut getah Industri lain	26	25	23	25	24	22	21	20	19	
161/ 16100	Pengilangan dan pengetaman kayu	606	534	658	547	417	342	356	508	478	

2025											Group Description/Period
Okt.	Nov.	Dis.	Jan.	Feb.	Mac	Apr.	Mei	Jun	Jul.	Ogo.	
870	902	820	882	721	715	694	729	676	692	744	Processing and preserving of meat
507	503	505	521	520	535	519	566	518	537	516	Processing and preserving of fish, crustaceans and molluscs
471	466	469	483	480	493	476	524	477	498	476	Canning of fish, crustaceans and molluscs
36	37	36	37	41	42	43	42	41	38	40	Processing, curing and preserving of fish, crustacean and molluscs
229	219	214	218	218	215	217	218	222	224	226	Processing and preserving of fruits and vegetable
58	57	52	47	44	42	44	40	42	44	39	Pineapple canning
171	162	162	171	174	172	173	179	180	181	187	Manufacture of jams, marmalades and table jellies
18,312	17,874	18,126	17,395	14,140	13,280	15,640	16,589	17,203	16,898	18,652	Manufacture of vegetable and animal oils and fats
1,928	1,854	1,997	2,116	1,839	2,013	2,027	2,097	2,040	1,965	1,969	Manufacture of crude and refined vegetable oil
150	165	159	155	155	149	130	158	159	182	166	Manufacture of compound cooking fats
16,234	15,856	15,970	15,124	12,147	11,118	13,483	14,334	15,004	14,751	16,516	Manufacture of coconut oil
1,003	1,096	1,036	1,027	1,006	1,068	1,058	1,058	1,075	864	973	Manufacture of dairy products
904	997	940	930	909	969	950	946	965	750	865	Manufacture of condensed, powdered and evaporated milk
99	98	95	98	98	99	108	112	110	114	108	Other industry
1,097	1,064	1,043	1,042	1,058	1,167	1,153	1,216	1,131	1,152	1,128	Manufacture of grain mill products, starches and starch products
529	501	502	491	507	570	563	593	523	537	500	Rice milling
541	535	512	522	523	569	560	595	580	589	602	Flour milling
27	28	28	29	27	29	30	28	28	26	26	Other industry
6,327	6,315	6,274	6,390	6,351	6,519	6,655	6,809	6,549	6,607	6,864	Manufacture of other food products
434	411	412	378	362	381	382	402	385	409	401	Manufacture of biscuits and cookies
1,320	1,331	1,368	1,454	1,435	1,430	1,503	1,499	1,508	1,528	1,647	Manufacture of bread, cakes and other bakery products
367	352	353	328	334	325	328	337	318	321	331	Manufacture of snack products
650	641	592	586	597	611	614	681	628	640	666	Manufacture of sugar
564	557	560	552	569	548	558	525	453	456	491	Manufacture of cocoa products
1,252	1,282	1,292	1,343	1,297	1,371	1,455	1,513	1,461	1,421	1,512	Manufacture of chocolate and chocolate products
239	246	237	226	224	243	243	246	208	216	219	Manufacture of sugar confectionery
621	628	599	648	638	656	647	667	636	646	646	Manufacture of sauces and condiments
879	866	859	874	895	954	926	939	953	970	950	Manufacture of other food products n.e.c.
1,572	1,640	1,525	1,579	1,524	1,648	1,669	2,271	2,225	2,211	2,140	Manufacture of prepared animal feeds
1,319	1,263	1,266	1,216	1,199	1,319	1,263	1,185	1,175	1,302	1,383	Manufacture of beverages
794	722	722	667	710	750	735	661	664	755	778	Manufacture of soft drinks
130	130	131	130	143	140	143	135	135	136	135	Production of natural mineral waters and other bottled waters
395	411	413	418	346	429	385	389	376	412	471	Other industry
360	343	336	417	414	482	394	402	310	312	310	Manufacture of tobacco products
447	462	475	518	471	443	497	546	509	487	478	Spinning, weaving and finishing of textiles
324	333	342	385	344	321	370	383	367	352	334	Preparation and spinning of textile fibres
119	127	131	130	123	119	123	160	139	132	141	Weaving of textiles
3	3	3	3	3	3	3	3	3	3	3	Dyeing, bleaching, printing and finishing of yarns and fabrics
518	542	545	523	512	511	509	513	509	516	505	Manufacture of other textiles
184	197	195	203	202	204	205	211	206	207	210	Manufacture of knitted and crocheted fabrics
334	345	350	320	311	307	304	302	303	309	296	Other industry
805	812	800	860	813	899	816	771	701	828	770	Manufacture of wearing apparel, except fur apparel
701	692	682	743	704	782	713	655	591	706	655	Manufacture of clothings
104	120	118	117	109	117	103	116	110	122	114	Other industry
46	47	41	47	48	47	42	39	39	41	43	Manufacture of articles of fur, knitted and crocheted apparel
218	234	221	214	198	203	174	169	155	166	190	Tanning and dressing of leather; manufacture of luggage, handbags, saddlery and harness; dressing and dyeing of fur
65	71	71	69	70	69	75	74	71	67	67	Manufacture of footwear
46	52	51	50	50	48	52	51	51	47	47	Manufacture of leather footwear
19	20	20	19	20	21	23	22	20	20	20	Manufacture of rubber footwear
526	513	514	542	536	625	537	405	333	345	507	Sawmilling and planning of wood

Jadual
Table **1.4a** : Nilai Jualan Sektor Pembuatan Mengikut Kumpulan
: Sales Value of Manufacturing Sector by Group

Kod Kumpulan Group code	Keterangan Kumpulan/Tempoh	2023	2024	2024		
				Q1	Q2	Q3
162	Pembuatan produk daripada kayu, gabus, jerami dan bahan jalinan lain	18,113	18,986	5,611	3,835	4,248
16211	Pembuatan kepingan venier dan papan lapis	9,198	9,691	2,923	1,899	2,081
16212	Pembuatan papan partikel dan papan gentian	5,112	5,421	1,559	1,095	1,256
16221	Pertukangan kayu untuk jurubina	2,034	2,123	621	423	498
	Industri lain	1,769	1,752	508	418	412
170	Pembuatan kertas dan produk kertas	29,883	30,153	7,711	7,488	7,466
17010	Pembuatan pulpa, kertas dan kertas tebal	5,677	5,935	1,494	1,472	1,493
17020	Pembuatan kertas gelugur dan kertas tebal dan bekas daripada kertas dan kertas tebal	10,374	9,928	2,459	2,423	2,567
17091	Pembuatan sampul surat dan kad surat	375	367	87	91	90
17092	Pembuatan kertas kegunaan rumah dan pembersih peribadi	6,791	6,352	1,758	1,630	1,476
17093	Pembuatan kertas bergam atau pelekat yang berjalur atau bergulung dan label dan kertas dinding	3,906	4,133	1,098	1,027	933
	Industri lain	2,760	3,437	814	844	908
181 & 182	Percetakan, aktiviti perkhidmatan berkaitan percetakan dan penerbitan semula media rakaman	14,526	15,504	3,948	3,708	3,777
18110	Percetakan	11,353	12,777	3,187	3,049	3,148
18120	Aktiviti perkhidmatan berkaitan percetakan &	3,172	2,727	762	658	630
18200	Penerbitan semula media rakaman					
192 (19201 & 19202)	Pembuatan produk petroleum bertapis	224,749	208,646	48,509	52,490	56,180
201	Pembuatan kimia asas, baja dan sebatian nitrogen, plastik dan getah sintetik dalam bentuk primer	68,175	68,165	17,271	16,835	17,504
20111	Pembuatan gas perindustrian atau perubatan bukan organik dalam bentuk cecair atau mampat	1,706	2,103	449	509	549
20112 & 20113	Pembuatan kimia organik asas & Pembuatan sebatian bukan organik	34,217	35,316	8,901	8,711	9,040
20121 & 20129	Pembuatan baja & Pembuatan produk campuran nitrogen	4,778	3,504	910	932	844
20131	Pembuatan plastik dalam bentuk primer	22,266	21,812	5,695	5,331	5,678
	Industri lain	5,208	5,430	1,317	1,353	1,394
202 & 203	Pembuatan produk kimia lain dan serat buatan manusia	44,200	47,093	12,324	11,473	11,956
20210	Pembuatan racun perosak dan produk agrokimia lain	5,078	4,650	1,297	1,177	1,138
20221	Pembuatan cat, varnis dan penyadur dan mastik	13,718	15,830	4,315	3,918	3,891
20222	Pembuatan dakwat cetak	1,107	1,190	314	296	302
20231 & 20232	Pembuatan sabun dan bahan pencuci, penyediaan membersihkan dan mengilat & Pembuatan pewangi dan penyediaan dandanan diri	15,295	15,406	4,062	3,723	4,085
20291 & 20292	Pembuatan plat fotografi, filem, sensitized paper dan other sensitized unexposed materials & Pembuatan dakwat menulis dan melukis	8,240	9,305	2,152	2,210	2,350
20299	Pembuatan produk kimia lain t.t.t.l.					
	Industri lain	762	711	184	148	190
210	Pembuatan produk farmaseutikal, kimia perubatan dan botani	10,708	11,312	2,848	2,807	2,885
21001	Pembuatan bahan aktif ubat-ubatan untuk digunakan oleh bidang farmakologi dalam pembuatan ubat-ubatan	8,789	9,124	2,324	2,332	2,291
	Industri lain	1,919	2,188	524	474	595
221	Pembuatan produk getah	59,737	64,337	15,366	17,305	15,928
22111	Pembuatan tayar getah untuk kenderaan	2,600	2,256	512	605	569
22112	Pembuatan bunga tayar yang boleh ditukar ganti dan tayar celup	867	931	220	226	244
22191 & 22193	Pembuatan produk lain daripada getah asli atau sintetik, tidak divulkan, divulkan atau dikeraskan & Pengilangan semula getah dan prosesan susu getah	6,074	6,794	1,609	1,652	1,741
22192	Pembuatan sarung tangan getah	44,199	47,905	11,433	13,203	11,702
22199	Pembuatan produk getah lain yang t.t.t.l.	5,997	6,451	1,591	1,619	1,672
222	Pembuatan produk plastik	61,440	64,780	14,931	16,804	16,601
22201 & 22202	Pembuatan produk plastik separa siap & Pembuatan produk plastik siap	15,859	15,708	3,724	4,109	3,903
22203	Pembuatan artikel plastik untuk pembungkusan barangan	21,068	22,842	5,141	6,051	5,990
22204	Pembuatan barangan plastik jurubina	3,053	3,381	768	812	894
22205	Pembuatan pinggan mangkuk, peralatan dapur dan barangan tandas daripada plastik	7,594	7,593	1,683	1,994	2,029
22209	Pembuatan pelbagai produk plastik t.t.t.l.	13,866	15,257	3,616	3,839	3,784
231 (23101 & 23102 & 23109)	Pembuatan kaca dan produk kaca	5,230	5,376	1,477	1,352	1,286

2025		2024		2025		Group Description/Period
Q4	Q1	Q2	(Jan. - Ogo.)	(Jan. - Ogo.)		
5,293	5,648	3,790	12,035	12,059		Manufacture of products of wood, cork, straw and plaiting materials
2,787	3,098	1,929	6,052	6,290		Manufacture of veneer sheets and plywood
1,511	1,493	1,045	3,418	3,307		Manufacture of particle board and fibreboard
580	625	409	1,367	1,355		Manufacture of builders' carpentry
414	431	408	1,197	1,106		Other industry
7,487	7,601	7,301	20,221	19,777		Manufacture of paper and paper products
1,477	1,526	1,497	3,984	4,047		Manufacture of pulp, paper and paperboard
2,479	2,376	2,315	6,624	6,247		Manufacture of corrugated paper and paperboard and containers of paper and paperboard
98	95	92	237	248		Manufacture of envelopes and letter-card
1,488	1,647	1,488	4,362	4,034		Manufacture of household and personal hygiene paper
1,075	1,060	985	2,737	2,718		Manufacture of gummed or adhesive paper in strips or rolls and labels and wall paper
870	896	923	2,276	2,484		Other industry
4,071	4,213	3,978	10,186	10,885		Printing, service activities related to printing and reproduction of recorded media
3,393	3,553	3,382	8,330	9,227		Printing
678	661	596	1,856	1,658		Service activities related to printing
						Reproduction of recorded media
51,468	45,602	47,867	139,262	129,974		Manufacture of refined petroleum products
16,555	18,548	16,909	46,071	47,091		Manufacture of basic chemicals, fertilizer and nitrogen compounds, plastics and synthetic rubber in primary forms
597	678	641	1,325	1,709		Manufacture of liquefied or compressed inorganic industrial or medical gases
8,665	9,857	8,603	23,768	24,559		Manufacture of basic organic chemicals
						Manufacture of inorganic compounds
						Manufacture of fertilizers
819	973	965	2,427	2,539		Manufacture of associated nitrogen products
5,108	5,338	4,584	14,936	13,036		Manufacture of plastics in primary forms
1,366	1,703	2,117	3,615	5,247		Other industry
11,339	11,753	11,075	31,785	30,554		Manufacture of other chemical products and man-made fibres
1,038	1,042	975	3,235	2,625		Manufacture of pesticides and other agrochemical products
3,706	3,839	3,378	10,844	9,477		Manufacture of paints, varnishes and similar coatings ink and mastics
277	291	297	821	809		Manufacture of printing ink
3,536	3,784	3,566	10,575	9,944		Manufacture of soap and detergents, cleaning and polishing preparations
						Manufacture of perfumes and toilet preparations
						Manufacture of photographic plates, films, sensitized paper and other sensitized unexposed materials
2,593	2,615	2,703	5,860	7,262		Manufacture of writing and drawing ink
						Manufacture of other chemical products n.e.c.
190	183	156	449	437		Other industry
2,772	3,016	3,045	7,570	8,148		Manufacture of pharmaceuticals, medicinal chemical and botanical products
2,177	2,447	2,494	6,178	6,593		Manufacture of medicinal active substances to be used for their pharmacological properties in the manufacture of medicaments
595	568	551	1,392	1,554		Other industry
15,738	16,631	17,782	43,385	45,264		Manufacture of rubber products
570	533	575	1,504	1,534		Manufacture of rubber tyres for vehicles
241	248	257	610	683		Manufacture of interchangeable tyre treads and retreading rubber tyres
						Manufacture of other products of natural or synthetic rubber, unvulcanized, vulcanized or hardened
1,793	1,552	1,580	4,439	4,293		Rubber remilling and latex processing
11,565	12,743	13,811	32,511	34,607		Manufacture of rubber gloves
1,569	1,557	1,559	4,322	4,147		Manufacture of other rubber products n.e.c.
16,444	15,189	16,292	42,869	41,984		Manufacture of plastics products
3,972	3,788	3,952	10,457	10,245		Manufacture of semi-manufactures of plastic products
						Manufacture of finished plastic products
5,661	5,161	5,860	15,210	14,877		Manufacture of plastic articles for the packing of goods
907	831	908	2,174	2,332		Manufacture of builders' plastics ware
1,886	1,729	1,860	5,058	4,843		Manufacture of plastic tableware, kitchenware and toilet articles
4,017	3,680	3,712	9,971	9,687		Manufacture of diverse plastic products n.e.c.
1,260	1,431	1,420	3,728	3,782		Manufacture of glass and glass products

Jadual
Table **1.4a** : Nilai Jualan Sektor Pembuatan Mengikut Kumpulan (samb.)
: Sales Value of Manufacturing Sector by Group (cont.)

Kod Kumpulan Group code	Keterangan Kumpulan/Tempoh	2024								
		Jan.	Feb.	Mac	Apr.	Mei	Jun	Jul.	Ogo.	Sep.
162	Pembuatan produk daripada kayu, gabus, jerami dan bahan jalinan lain	1,876	1,757	1,978	1,550	1,221	1,064	1,122	1,467	1,659
16211	Pembuatan kepingan venier dan papan lapis	969	930	1,025	786	605	507	515	715	852
16212	Pembuatan papan partikel dan papan gentian	531	470	558	436	352	306	337	428	491
16221	Pertukangan kayu untuk jurubina	201	201	219	168	133	123	138	185	175
	Industri lain	175	157	176	160	130	127	133	139	141
170	Pembuatan kertas dan produk kertas	2,579	2,537	2,595	2,612	2,456	2,420	2,513	2,508	2,445
17010	Pembuatan pulpa, kertas dan kertas tebal	507	519	469	479	491	502	520	499	474
17020	Pembuatan kertas gelugur dan kertas tebal dan bekas daripada kertas dan kertas tebal	863	762	834	832	783	809	876	866	825
17091	Pembuatan sampul surat dan kad surat	30	28	29	33	30	29	27	31	32
17092	Pembuatan kertas kegunaan rumah dan pembersih peribadi	555	574	628	612	549	470	480	494	502
17093	Pembuatan kertas bergam atau pelekat yang berjalur atau bergulung dan label dan kertas dinding	352	388	358	390	315	322	294	318	321
	Industri lain	272	266	276	268	288	289	316	301	291
181 & 182	Percetakan, aktiviti perkhidmatan berkaitan percetakan dan penerbitan semula media rakaman	1,321	1,316	1,310	1,279	1,199	1,229	1,296	1,234	1,247
18110	Percetakan	1,059	1,056	1,071	1,046	983	1,020	1,074	1,019	1,054
18120	Aktiviti perkhidmatan berkaitan percetakan &	262	260	239	233	217	208	222	215	193
18200	Penerbitan semula media rakaman									
192 (19201 & 19202)	Pembuatan produk petroleum bertapis	17,176	15,204	16,129	17,118	16,001	19,370	19,483	18,780	17,917
201	Pembuatan kimia asas, baja dan sebatian nitrogen, plastik dan getah sintetik dalam bentuk primer	5,877	5,607	5,788	5,805	5,590	5,440	5,788	6,176	5,540
20111	Pembuatan gas perindustrian atau perubatan bukan organik dalam bentuk cecair atau mampat	144	143	162	169	172	168	188	180	182
20112 & 20113	Pembuatan kimia organik asas & Pembuatan sebatian bukan organik	3,011	2,939	2,950	3,166	2,908	2,637	2,954	3,202	2,883
20121 & 20129	Pembuatan baja & Pembuatan produk campuran nitrogen	290	272	348	309	307	316	294	291	258
20131	Pembuatan plastik dalam bentuk primer	1,962	1,829	1,903	1,714	1,749	1,868	1,873	2,037	1,768
	Industri lain	470	423	424	447	454	451	480	465	449
202 & 203	Pembuatan produk kimia lain dan serat buatan manusia	4,446	3,772	4,106	3,788	3,860	3,825	3,922	4,065	3,969
20210	Pembuatan racun perosak dan produk agrokimia lain	448	436	413	388	389	400	388	373	377
20221	Pembuatan cat, varnis dan penyadur dan mastik	1,515	1,285	1,514	1,328	1,322	1,268	1,291	1,321	1,280
20222	Pembuatan dakwat cetak	110	98	107	107	100	89	107	104	91
20231 & 20232	Pembuatan sabun dan bahan pencuci, penyediaan membersihkan dan mengilap & Pembuatan pewangi dan penyediaan dandanan diri	1,539	1,231	1,292	1,199	1,246	1,278	1,334	1,455	1,296
20291 & 20292	Pembuatan plat fotografi, filem, sensitized paper dan other sensitized unexposed materials & Pembuatan dakwat menulis dan melukis	768	663	721	720	752	738	744	754	852
20299	Pembuatan produk kimia lain t.t.t.l. & Industri lain	65	59	59	46	51	52	59	58	73
210	Pembuatan produk farmaseutikal, kimia perubatan dan botani	904	942	1,001	965	846	996	962	954	970
21001	Pembuatan bahan aktif ubat-ubatan untuk digunakan oleh bidang farmakologi dalam pembuatan & Industri lain	730	768	826	814	698	820	782	740	769
		174	175	175	151	148	176	180	214	201
221	Pembuatan produk getah	4,890	4,468	6,007	6,041	5,728	5,536	5,605	5,109	5,214
22111	Pembuatan tayar getah untuk kenderaan	177	165	171	185	215	204	198	188	183
22112	Pembuatan bunga tayar yang boleh ditukar ganti dan tayar celup	75	68	77	72	77	77	82	81	81
22191 & 22193	Pembuatan produk lain daripada getah asli atau sintetik, tidak divulkan, divulkan atau dikeraskan & Pengilangan semula getah dan prosesan susu getah	552	492	564	560	559	533	598	580	563
22192	Pembuatan sarung tangan getah	3,527	3,248	4,658	4,696	4,352	4,155	4,164	3,711	3,828
22199	Pembuatan produk getah lain yang t.t.t.l.	559	495	537	529	525	566	562	549	560
222	Pembuatan produk plastik	4,937	4,742	5,252	5,749	5,823	5,232	5,602	5,532	5,467
22201 & 22202	Pembuatan produk plastik separa siap & Pembuatan produk plastik siap	1,234	1,161	1,329	1,375	1,420	1,314	1,339	1,285	1,279
22203	Pembuatan artikel plastik untuk pembungkusan barangan	1,680	1,657	1,804	2,039	2,125	1,887	2,043	1,976	1,971
22204	Pembuatan barangan plastik jurubina	248	241	279	271	281	261	301	293	300
22205	Pembuatan pinggan mangkuk, peralatan dapur dan barangan tandas daripada plastik	564	527	592	692	664	637	698	683	648
22209	Pembuatan pelbagai produk plastik t.t.t.l.	1,212	1,156	1,248	1,372	1,333	1,133	1,221	1,295	1,269
231 (23101 & 23102 & 23109)	Pembuatan kaca dan produk kaca	506	486	485	469	453	430	477	422	387

2025											Group Description/Period
Okt.	Nov.	Dis.	Jan.	Feb.	Mac	Apr.	Mei	Jun	Jul.	Ogo.	
1,793	1,759	1,741	1,916	1,770	1,961	1,573	1,195	1,022	1,088	1,533	Manufacture of products of wood, cork, straw and plaiting materials
949	928	910	1,055	979	1,065	840	599	490	496	766	Manufacture of veneer sheets and plywood
511	505	495	512	452	529	413	337	294	322	447	Manufacture of particle board and fibreboard
194	191	195	211	198	216	163	130	116	140	182	Manufacture of builders' carpentry
138	135	141	139	141	151	157	128	123	130	138	Other industry
2,428	2,551	2,509	2,530	2,510	2,561	2,590	2,386	2,325	2,449	2,427	Manufacture of paper and paper products
467	509	501	514	529	484	498	494	505	523	500	Manufacture of pulp, paper and paperboard
807	852	820	789	787	800	820	748	747	799	756	Manufacture of corrugated paper and paperboard and containers of paper and paperboard
33	33	32	33	30	32	34	28	30	33	29	Manufacture of envelopes and letter-card
490	507	490	537	531	580	567	497	425	434	464	Manufacture of household and personal hygiene paper
340	361	375	347	338	374	380	305	299	332	340	Manufacture of gummed or adhesive paper in strips or rolls and labels and wall paper
290	289	291	310	295	291	291	313	319	328	337	Other industry
1,228	1,440	1,403	1,410	1,412	1,391	1,365	1,295	1,319	1,365	1,328	Printing, service activities related to printing and reproduction of recorded media
1,034	1,192	1,167	1,185	1,185	1,183	1,166	1,093	1,123	1,167	1,126	Printing
195	247	236	225	228	208	199	201	196	198	203	Service activities related to printing
											Reproduction of recorded media
18,536	17,782	15,150	16,807	14,180	14,614	15,643	14,413	17,810	18,239	18,267	Manufacture of refined petroleum products
5,172	5,495	5,888	6,506	5,836	6,205	6,104	5,458	5,347	5,658	5,976	Manufacture of basic chemicals, fertilizer and nitrogen compounds, plastics and synthetic rubber in primary forms
167	208	223	211	217	250	243	201	197	184	207	Manufacture of liquefied or compressed inorganic industrial or medical gases
											Manufacture of basic organic chemicals
2,589	2,899	3,177	3,647	2,980	3,230	3,269	2,779	2,555	2,906	3,194	Manufacture of inorganic compounds
											Manufacture of fertilizers
262	277	280	300	313	360	325	313	327	304	298	Manufacture of associated nitrogen products
1,702	1,657	1,749	1,834	1,755	1,749	1,574	1,452	1,558	1,564	1,551	Manufacture of plastics in primary forms
451	455	460	515	571	617	693	714	709	701	727	Other industry
3,819	3,840	3,681	3,922	3,890	3,941	3,652	3,752	3,670	3,821	3,905	Manufacture of other chemical products and man-made fibres
367	335	336	358	354	329	310	334	331	318	290	Manufacture of pesticides and other agrochemical products
1,262	1,304	1,140	1,239	1,288	1,312	1,144	1,137	1,097	1,108	1,153	Manufacture of paints, varnishes and similar coatings ink and mastics
92	94	92	95	94	103	99	99	98	109	112	Manufacture of printing ink
											Manufacture of soap and detergents, cleaning and polishing preparations
1,195	1,179	1,162	1,300	1,223	1,261	1,151	1,224	1,191	1,271	1,323	Manufacture of perfumes and toilet preparations
											Manufacture of photographic plates, films, sensitized paper and other sensitized unexposed materials
841	868	884	864	873	877	886	912	906	963	981	Manufacture of writing and drawing ink
											Manufacture of other chemical products n.e.c.
63	60	67	65	58	60	62	46	48	52	46	Other industry
949	912	911	935	1,010	1,070	1,038	930	1,077	1,047	1,040	Manufacture of pharmaceuticals, medicinal chemical and botanical products
740	726	710	756	822	869	847	760	886	849	803	Manufacture of medicinal active substances to be used for their pharmacological properties in the manufacture of medicaments
208	186	201	179	188	201	190	170	190	197	238	Other industry
5,520	5,163	5,056	5,327	4,844	6,460	6,310	5,871	5,601	5,821	5,029	Manufacture of rubber products
204	187	179	189	169	174	190	186	199	217	208	Manufacture of rubber tyres for vehicles
82	80	79	82	81	84	81	86	89	87	91	Manufacture of interchangeable tyre treads and retreading rubber tyres
											Manufacture of other products of natural or synthetic rubber, unvulcanized, vulcanized or hardened
577	604	612	528	469	554	546	509	526	589	573	Rubber remilling and latex processing
4,123	3,773	3,669	3,979	3,639	5,125	4,974	4,572	4,265	4,394	3,660	Manufacture of rubber gloves
534	518	517	549	486	522	519	519	521	534	498	Manufacture of other rubber products n.e.c.
5,540	5,607	5,297	5,036	4,829	5,324	5,836	5,518	4,937	5,251	5,253	Manufacture of plastics products
											Manufacture of semi-manufactures of plastic products
1,330	1,356	1,286	1,265	1,195	1,328	1,347	1,352	1,254	1,267	1,238	Manufacture of finished plastic products
1,952	1,915	1,794	1,700	1,658	1,804	2,088	1,998	1,774	1,944	1,911	Manufacture of plastic articles for the packing of goods
304	320	283	270	263	298	314	309	285	295	298	Manufacture of builders' plastics ware
675	619	592	575	540	614	655	614	591	634	620	Manufacture of plastic tableware, kitchenware and toilet articles
1,278	1,397	1,343	1,226	1,174	1,280	1,433	1,246	1,033	1,111	1,186	Manufacture of diverse plastic products n.e.c.
388	425	447	456	474	501	498	470	452	481	450	Manufacture of glass and glass products

Jadual
Table **1.4a** : Nilai Jualan Sektor Pembuatan Mengikut Kumpulan
: Sales Value of Manufacturing Sector by Group

Kod Kumpulan Group code	Keterangan Kumpulan/Tempoh	2023	2024	2024		
				Q1	Q2	Q3
239	Pembuatan pengeluaran galian bukan logam t.t.t.l.	47,547	50,695	13,691	12,279	12,206
23911	Pembuatan mortar refraktori dan konkrit					
&		2,458	2,541	661	588	612
23921	Pembuatan seramik bukan refraktori					
23930	Pembuatan produk porselin dan seramik lain	1,012	948	226	240	250
23941	Pembuatan simen hidraulik	12,283	12,553	3,473	3,086	2,932
23951	Pembuatan konkrit dan mortar siap bancuh dan bancuhan kering	8,934	9,272	2,529	2,229	2,263
23952	Pembuatan konkrit pratuangan, simen atau artikel batu buatan yang digunakan dalam pembinaan;					
&						
23953	Pembuatan komponen struktur pasang siap untuk bangunan atau kejuruteraan awam dari simen, batu atau konkrit buatan	16,587	18,738	5,066	4,501	4,505
&						
23959	Pembuatan artikel konkrit, simen dan plaster lain t.t.t.l.					
23990	Pembuatan produk mineral bukan logam lain t.t.t.l.	4,620	5,094	1,331	1,273	1,262
	Industri lain	1,653	1,551	405	362	382
241 (24101 & 24102 & 24103 & 24104 & 24109)	Pembuatan besi dan keluli asas	30,976	33,154	8,906	7,470	7,760
242 (24201 & 24202 & 24209)	Pembuatan logam asas berharga dan logam bukan ferus lain	24,813	25,895	6,795	6,075	5,910
243	Pengacuan logam	667	740	188	187	180
251 & 252	Pembuatan produk struktur logam, tangki, takungan, penjana wap, senjata dan peluru	32,069	33,584	9,084	8,805	7,623
25113	Pembuatan pintu, tingkap dan bingkai, penutup tingkap dan pintu pagar daripada logam	22,561	24,100	6,415	6,222	5,519
&						
25119	Pembuatan produk struktur logam lain					
25120	Pembuatan tangki, takungan dan kontena daripada logam	8,681	8,806	2,478	2,415	1,944
	Industri lain	827	678	191	168	160
259	Pembuatan lain-lain produk yang direka daripada logam; aktiviti perkhidmatan kerja logam	38,167	43,615	10,928	10,898	10,576
25910	Tempaan, tekanan, hentakan dan bentuk gelekkan logam; serbuk metalurgi	5,470	5,651	1,385	1,393	1,417
25920	Rawatan dan penyalutan logam; menggunakan mesin	4,010	6,105	1,379	1,564	1,493
25991	Pembuatan tin untuk produk makanan dan minuman, tiub dan kotak boleh dilipat	6,221	6,816	1,848	1,713	1,562
25992	Pembuatan kabel, plaited bands (jalur/pita berpintal) dan artikel seumpamanya daripada logam					
&						
25993	Pembuatan bolt, skru, nat dan produk uliran seumpamanya	11,949	13,533	3,469	3,465	3,231
25994	Pembuatan barangan rumah daripada logam	294	320	81	81	77
25999	Pembuatan produk lain yang direka daripada logam t.t.t.l.	8,930	9,621	2,402	2,304	2,388
	Industri lain	1,293	1,569	364	377	408
261	Pembuatan komponen dan papan elektronik	354,760	366,336	89,828	89,022	97,267
26101	Pembuatan diod, transistor dan alatan semikonduktor yang seumpamanya					
&						
26102	Pembuatan litar elektronik bersepadu dengan pemasangan mikro	200,443	209,293	50,810	50,653	56,597
26103	Pembuatan kapasitor dan perintang elektrik					
&						
26104	Pembuatan papan litar bercetak	139,308	134,111	33,996	33,235	34,542
&						
26105	Pembuatan komponen paparan					
26109	Pembuatan komponen lain untuk aplikasi elektronik	15,010	22,932	5,021	5,134	6,128
262 (26201 & 26202)	Pembuatan komputer dan kelengkapan peranti	51,617	64,509	15,321	19,073	15,864
263/ 26300	Pembuatan peralatan komunikasi	20,566	25,357	5,349	6,578	7,140
264/ 26400	Pembuatan peralatan elektronik pengguna	42,208	42,272	9,668	10,287	12,041
265	Pembuatan kelengkapan mengukur, menguji, memandu arah dan kawalan; jam tangan dan jam	18,911	23,232	5,135	5,077	6,228
26511	Pembuatan kelengkapan mengukur, menguji, memandu arah dan kawalan	16,835	21,229	4,648	4,640	5,712
&						
26512	Pembuatan kelengkapan kawalan proses perindustrian					
26520	Pembuatan jam tangan dan jam dan bahagiannya	2,076	2,003	487	437	517
266/ 26600	Pembuatan peralatan penyinaran, perubatan elektro dan elektroterapeutik	5,382	5,746	1,598	1,321	1,337

2025		2024		2025		Group Description/Period
Q4	Q1	Q2	(Jan. - Ogo.)	(Jan. - Ogo.)		
12,519	14,060	12,635	34,176	34,929		Manufacture of non-metallic mineral products n.e.c. Manufacture of refractory mortars and concretes
681	730	642	1,650	1,812		Manufacture of non-refractory ceramic
231	212	205	638	554		Manufacture of other porcelain and ceramic products
3,061	3,469	2,919	8,536	8,248		Manufacture of hydraulic cement
2,250	2,578	2,221	6,280	6,251		Manufacture of ready-mix and dry-mix concrete and mortars
						Manufacture of precast concrete, cement or artificial stone articles for use in construction
4,666	5,355	4,921	12,578	13,494		Manufacture of prefabricated structural components for building or civil engineering of cement, concrete or artificial stone
						Manufacture of other articles of concrete, cement and plaster n.e.c.
1,228	1,282	1,325	3,470	3,500		Manufacture of other non-metallic mineral products n.e.c.
401	435	403	1,025	1,071		Other industry
9,017	8,945	7,980	21,088	21,917		Manufacture of basic iron and steel
7,116	7,445	6,314	16,456	17,526		Manufacture of basic precious and other non-ferrous metals
184	184	188	490	500		Casting of metals
8,072	8,915	8,587	22,976	22,550		Manufacture of structural metal products, tanks, reservoirs , steam generators , weapons and ammunition
						Manufacture of metal doors, windows and their frames, shutters and gates
5,944	6,540	6,300	16,275	16,431		Manufacture of other structural metal products
1,969	2,214	2,131	6,234	5,698		Manufacture of tanks, reservoirs and containers of metal
159	161	155	467	421		Other industry
11,214	11,873	11,734	28,872	31,209		Manufacture of other fabricated metal products; metal working service activities
						Forging, pressing, stamping and roll-forming of metal; powder metallurgy
1,456	1,437	1,469	3,734	3,928		Treatment and coating of metals; machining
1,670	1,926	1,923	3,912	4,945		Manufacture of tins and cans for food products, collapsible tubes and boxes
1,692	1,765	1,732	4,592	4,646		Manufacture of metal cable, plaited bands and similar articles
3,368	3,696	3,711	9,118	9,950		Manufacture of bolts, screws, nuts and similar threaded products
81	81	82	214	217		Manufacture of metal household articles
2,527	2,557	2,391	6,287	6,421		Manufacture of any other fabricated metal products n.e.c.
420	410	427	1,015	1,102		Other industry
90,219	97,267	93,882	240,734	256,547		Manufacture of electronic components and boards
						Manufacture of diodes, transistors and similar semiconductor devices
51,233	55,090	53,123	137,850	146,280		Manufacture of electronic integrated circuits micro assemblies
						Manufacture of electrical capacitors and resistors
32,338	36,145	35,698	89,062	96,159		Manufacture of printed circuit boards
						Manufacture of display components
6,648	6,032	5,061	13,822	14,109		Manufacture of other components for electronic applications
14,252	16,994	20,790	46,547	51,148		Manufacture of computers and peripheral equipment
6,288	5,653	5,888	16,593	15,725		Manufacture of communication equipment
10,276	9,204	11,404	28,041	29,032		Manufacture of consumer electronics
6,791	6,123	5,596	14,161	15,728		Manufacture of measuring, testing, navigating and control equipment; watches and clocks
						Manufacture of measuring, testing, navigating and control equipment
6,229	5,564	5,040	12,892	14,201		Manufacture of industrial process control equipment
562	559	556	1,269	1,526		Manufacture of watches and clocks and parts
1,491	1,619	1,382	3,806	3,959		Manufacture of irradiation, electromedical and electrotherapeutic equipment

Jadual Table **1.4a** : Nilai Jualan Sektor Pembuatan Mengikut Kumpulan (samb.)
: Sales Value of Manufacturing Sector by Group (cont.)

Kod Kumpulan Group code	Keterangan Kumpulan/Tempoh	2024									
		Jan.	Feb.	Mac	Apr.	Mei	Jun	Jul.	Ogo.	Sep.	
239	Pembuatan pengeluaran galian bukan logam t.t.t.l.	4,634	4,383	4,673	4,335	3,982	3,963	4,105	4,101	4,001	
23911	Pembuatan mortar refraktori dan konkrit &										
23921	Pembuatan seramik bukan refraktori	229	213	219	200	198	190	193	208	211	
23930	Pembuatan produk porselin dan seramik lain	79	76	72	79	80	82	88	84	78	
23941	Pembuatan simen hidraulik	1,139	1,114	1,219	1,119	985	982	996	981	955	
23951	Pembuatan konkrit dan mortar siap bancuh dan bancuhan kering	853	809	867	793	718	718	750	772	742	
23952	Pembuatan konkrit pratuangan, simen atau artikel batu buatan yang digunakan dalam pembinaan;										
23953	& Pembuatan komponen struktur pasang siap untuk bangunan atau kejuruteraan awam dari simen, batu atau konkrit buatan	1,769	1,602	1,695	1,600	1,430	1,471	1,502	1,509	1,494	
23959	& Pembuatan artikel konkrit, simen dan plaster lain t.t.t.l.										
23990	Pembuatan produk mineral bukan logam lain t.t.t.l. Industri lain	424	432	475	414	451	408	443	423	395	
		141	139	126	129	121	112	133	124	125	
241 (24101 & 24102 & 24103 & 24104 & 24109)	Pembuatan besi dan keluli asas	2,810	2,959	3,136	2,799	2,413	2,259	2,193	2,519	3,049	
242 (24201 & 24202 & 24209)	Pembuatan logam asas berharga dan logam bukan ferus lain	2,265	2,183	2,346	2,356	1,991	1,728	1,654	1,933	2,323	
243	Pengacuan logam	65	60	64	70	61	56	53	62	66	
251 & 252	Pembuatan produk struktur logam, tangki, takungan, penjana wap, senjata dan peluru	3,111	2,958	3,015	3,050	2,811	2,944	2,518	2,568	2,536	
25113	Pembuatan pintu, tingkap dan bingkai, penutup tingkap dan pintu pagar daripada logam &	2,219	2,105	2,092	2,142	2,017	2,063	1,791	1,847	1,881	
25119	Pembuatan produk struktur logam lain										
25120	Pembuatan tangki, takungan dan kontena daripada logam Industri lain	825	791	862	851	738	827	673	668	603	
		67	62	62	58	57	54	55	53	52	
259	Pembuatan lain-lain produk yang direka daripada logam; aktiviti perkhidmatan kerja logam	3,690	3,413	3,825	3,888	3,477	3,533	3,482	3,566	3,529	
25910	Tempaan, tekanan, hentakan dan bentuk gelekkan logam; serbuk metalurgi	471	450	464	477	454	462	469	487	461	
25920	Rawatan dan penyalutan logam; menggunakan mesin	428	416	534	527	478	558	472	498	523	
25991	Pembuatan tin untuk produk makanan dan minuman, tiub dan kotak boleh dilipat	641	573	633	631	556	527	505	526	531	
25992	Pembuatan kabel, plaited bands (jalur/pita berpintal) dan artikel seumpamanya daripada logam &	1,142	1,119	1,208	1,219	1,132	1,115	1,071	1,113	1,047	
25993	Pembuatan bolt, skru, nat dan produk uliran seumpamanya										
25994	Pembuatan barangan rumah daripada logam	28	28	26	27	26	28	25	26	26	
25999	Pembuatan produk lain yang direka daripada logam t.t.t.l. Industri lain	862	706	834	877	709	718	803	778	807	
		117	121	125	131	121	125	137	138	134	
261	Pembuatan komponen dan papan elektronik	25,596	29,355	34,876	26,838	30,066	32,119	29,266	32,618	35,383	
26101	Pembuatan diod, transistor dan alatan semikonduktor yang seumpamanya &	14,200	16,257	20,354	14,983	16,939	18,731	17,244	19,142	20,210	
26102	Pembuatan litar elektronik bersepadu dengan pemasangan mikro										
26103	Pembuatan kapasitor dan perintang elektrik &										
26104	Pembuatan papan litar bercetak &	9,728	11,457	12,810	10,429	11,259	11,547	10,256	11,576	12,711	
26105	Pembuatan komponen paparan										
26109	Pembuatan komponen lain untuk aplikasi elektronik	1,668	1,641	1,713	1,426	1,867	1,841	1,766	1,900	2,462	
262 (26201 & 26202)	Pembuatan komputer dan kelengkapan peranti	4,767	5,333	5,220	7,048	5,952	6,073	6,122	6,031	3,711	
263/ 26300	Pembuatan peralatan komunikasi	1,691	1,717	1,940	1,719	2,415	2,444	2,220	2,445	2,475	
264/ 26400	Pembuatan peralatan elektronik pengguna	3,075	3,155	3,439	2,871	3,588	3,827	3,945	4,142	3,954	
265	Pembuatan kelengkapan mengukur, menguji, memandu arah dan kawalan; jam tangan dan jam	1,730	1,610	1,795	1,454	1,758	1,865	1,846	2,103	2,279	
26511	Pembuatan kelengkapan mengukur, menguji, memandu arah dan kawalan &	1,559	1,456	1,632	1,315	1,608	1,716	1,680	1,925	2,107	
26512	Pembuatan kelengkapan kawalan proses perindustrian										
26520	Pembuatan jam tangan dan jam dan bahagiannya	171	153	163	138	150	149	166	179	172	
266/ 26600	Pembuatan peralatan penyinaran, perubatan elektro dan elektroterapeutik	590	480	528	442	484	396	412	476	449	

2025											Group Description/Period
Okt.	Nov.	Dis.	Jan.	Feb.	Mac	Apr.	Mei	Jun	Jul.	Ogo.	
3,884	4,238	4,396	4,737	4,496	4,827	4,520	4,118	3,996	4,137	4,097	Manufacture of non-metallic mineral products n.e.c. Manufacture of refractory mortars and concretes
212	227	241	238	248	243	227	216	199	222	218	Manufacture of non-refractory ceramic
77	79	75	68	70	74	70	71	64	69	68	Manufacture of other porcelain and ceramic products
955	1,035	1,072	1,153	1,132	1,184	1,107	959	853	919	942	Manufacture of hydraulic cement
713	754	783	867	823	887	815	725	680	733	719	Manufacture of ready-mix and dry-mix concrete and mortars
											Manufacture of precast concrete, cement or artificial stone articles for use in construction
1,414	1,583	1,669	1,857	1,684	1,814	1,718	1,564	1,639	1,611	1,606	Manufacture of prefabricated structural components for building or civil engineering of cement, concrete or artificial stone
											Manufacture of other articles of concrete, cement and plaster n.e.c.
385	426	418	419	400	463	436	441	447	472	421	Manufacture of other non-metallic mineral products n.e.c.
128	134	139	135	138	162	147	142	114	111	123	Other industry
3,090	3,043	2,885	2,824	2,951	3,170	2,989	2,558	2,433	2,399	2,593	Manufacture of basic iron and steel
2,272	2,409	2,435	2,352	2,465	2,627	2,477	2,038	1,799	1,724	2,044	Manufacture of basic precious and other non-ferrous metals
64	61	59	61	58	65	68	60	60	60	68	Casting of metals
2,503	2,624	2,945	3,031	2,915	2,969	3,018	2,763	2,805	2,497	2,551	Manufacture of structural metal products, tanks, reservoirs , steam generators , weapons and ammunition
											Manufacture of metal doors, windows and their frames, shutters and gates
1,823	1,913	2,208	2,236	2,134	2,170	2,223	2,023	2,054	1,766	1,825	Manufacture of other structural metal products
628	657	684	742	727	745	741	686	704	682	670	Manufacture of tanks, reservoirs and containers of metal
52	53	54	53	54	54	54	54	47	49	56	Other industry
3,641	3,632	3,941	3,979	3,805	4,088	4,179	3,744	3,811	3,740	3,862	Manufacture of other fabricated metal products; metal working service activities
											Forging, pressing, stamping and roll-forming of metal; powder metallurgy
487	481	488	484	466	488	506	476	486	504	518	Treatment and coating of metals; machining
541	542	587	619	627	680	680	573	671	544	551	Manufacture of tins and cans for food products, collapsible tubes and boxes
552	531	609	600	553	613	608	578	545	578	572	Manufacture of metal cable, plaited bands and similar articles
1,077	1,097	1,194	1,244	1,203	1,249	1,277	1,199	1,234	1,242	1,301	Manufacture of bolts, screws, nuts and similar threaded products
26	27	27	27	27	27	28	28	26	27	27	Manufacture of metal household articles
821	808	898	877	796	884	932	753	706	718	755	Manufacture of any other fabricated metal products n.e.c.
137	146	138	129	133	148	148	136	143	127	138	Other industry
30,095	30,662	29,461	27,695	31,948	37,625	29,746	31,083	33,054	31,467	33,932	Manufacture of electronic components and boards
											Manufacture of diodes, transistors and similar semiconductor devices
17,208	16,984	17,041	15,266	17,765	22,059	16,645	17,740	18,738	18,527	19,540	Manufacture of electronic integrated circuits micro assemblies
											Manufacture of electrical capacitors and resistors
10,580	11,534	10,224	10,458	12,105	13,582	11,481	11,608	12,609	11,399	12,917	Manufacture of printed circuit boards
											Manufacture of display components
2,308	2,144	2,196	1,970	2,077	1,985	1,620	1,735	1,706	1,541	1,475	Manufacture of other components for electronic applications
4,938	4,349	4,965	5,438	5,799	5,757	7,731	6,576	6,483	6,483	6,880	Manufacture of computers and peripheral equipment
1,982	2,188	2,118	1,866	1,804	1,983	1,685	2,010	2,193	1,991	2,194	Manufacture of communication equipment
3,668	3,415	3,193	2,627	2,921	3,655	3,120	3,982	4,303	4,382	4,041	Manufacture of consumer electronics
2,259	2,283	2,249	2,145	1,901	2,077	1,724	1,874	1,998	2,011	1,997	Manufacture of measuring, testing, navigating and control equipment; watches and clocks
											Manufacture of measuring, testing, navigating and control equipment
2,080	2,088	2,061	1,938	1,716	1,910	1,544	1,687	1,810	1,807	1,791	Manufacture of industrial process control equipment
179	195	188	207	185	167	180	187	189	205	206	Manufacture of watches and clocks and parts
473	514	504	565	543	512	465	492	425	442	515	Manufacture of irradiation, electromedical and electrotherapeutic equipment

Jadual
Table **1.4a** : Nilai Jualan Sektor Pembuatan Mengikut Kumpulan
: Sales Value of Manufacturing Sector by Group

Kod Kumpulan Group code	Keterangan Kumpulan/Tempoh	2023	2024	2024		
				Q1	Q2	Q3
267 (26701 & 26702) & 268 (26800)	Pembuatan peralatan optikal, kelengkapan fotografi, media magnetik dan optikal	2,794	3,197	832	697	762
271	Pembuatan motor elektrik, penjana, transformer dan perkakasan pengagihan dan pengawalan elektrik	19,166	19,641	4,384	4,634	5,461
	27101 Pembuatan motor elektrik, penjana dan transformer	5,224	5,418	1,193	1,217	1,569
	27102 Pembuatan perkakasan pengagihan dan pengawalan elektrik	13,941	14,223	3,190	3,416	3,892
272/ 27200	Pembuatan bateri dan akumulator	6,421	7,174	1,515	1,714	2,143
273	Pembuatan pendawaian dan peranti pendawaian	9,713	9,542	2,271	2,349	2,484
	27310 Pembuatan kabel gentian optikal	450	416	108	113	102
	27320 Pembuatan wayar dan kabel elektronik dan elektrik lain	8,681	8,501	2,007	2,068	2,234
	27330 Pembuatan alatan pendawaian pembawa dan bukan pembawa arus untuk litar elektrik (tanpa mengira jenis bahan)	581	625	157	168	148
274/ 27400	Pembuatan kelengkapan pencahayaan elektrik	1,789	2,156	469	451	622
275/ 27500	Pembuatan perkakasan domestik	11,454	11,678	2,911	2,937	3,126
279/ 27900	Pembuatan kelengkapan elektrik lain	9,320	8,069	2,009	1,951	2,091
281 & 282	Pembuatan jentera kegunaan umum dan kegunaan khas	44,872	46,555	11,018	11,905	10,866
	28120 & & 28130 Pembuatan alat-alat kuasa bendalir Pembuatan pam, pemampat, kepala paip dan injap lain	2,670	2,559	610	586	602
	28180 & & 28220 Pembuatan alatan tangan yang menggunakan kuasa dilengkapkan dengan motor elektrik atau bukan motor elektrik atau pneumatik Pembuatan jentera pembentukan logam dan alatan mesin	10,653	11,986	2,825	3,135	2,826
	28192 Pembuatan mesin penyaman udara, termasuk untuk kenderaan bermotor	9,379	10,069	2,435	2,703	2,210
	28290 Pembuatan lain-lain mesin bertujuan khas t.t.t.l. Industri lain	8,173 13,996	7,261 14,680	1,670 3,478	1,902 3,579	1,634 3,594
291 (29101 & 29102)	Pembuatan kenderaan bermotor	49,965	51,272	14,386	11,911	11,883
292/ 29200	Pembuatan kerangka (<i>coachwork</i>) untuk kenderaan bermotor; pembuatan treler dan semi treler	8,423	7,567	1,566	1,655	1,883
293/ 29300	Pembuatan alat ganti dan aksesori untuk kenderaan bermotor	42,867	45,153	11,137	10,842	11,905
301 (30110 & 30120)	Pembinaan kapal dan bot	5,777	5,975	1,473	1,489	1,223
302, 303, 304 & 309	Pembuatan lokomotif keretapi, <i>rolling stock</i> , kapal angkasa dan udara, jentera berkaitan, kenderaan tempur ketenteraan, dan kelengkapan pengangkutan t.t.t.l.	10,269	10,390	2,680	2,565	2,476
	30910 Pembuatan motosikal	2,722	3,000	787	747	718
	30920 Pembuatan basikal dan <i>invalid carriages</i> Industri lain	2,327 5,220	2,307 5,083	562 1,331	580 1,238	542 1,217
310	Pembuatan perabot	17,130	18,569	5,326	4,159	3,926
	31001 Pembuatan perabot kayu dan rotan Industri lain	8,542 8,588	9,468 9,101	2,782 2,544	2,098 2,062	2,006 1,920
321 (32110 & 32120)	Pembuatan barang kemas, <i>bijouterie</i> dan artikel berkaitan	5,573	6,665	1,473	1,786	1,718
322, 325 & 329	Pembuatan instrumen muzik, peralatan dan bekalan perubatan dan pergigian dan pembuatan lain t.t.t.l.	6,956	6,348	1,584	1,730	1,554
	32901 Pembuatan alat tulis Industri lain	1,611 5,345	1,695 4,653	383 1,201	446 1,284	454 1,100
323/ 32300	Pembuatan barangan sukan	244	234	67	66	49
324/ 32400	Pembuatan permainan dan mainan	542	624	124	174	176
331 & 332	Pembaikan pemasangan produk logam, jentera, kelengkapan dan pemasangan jentera perindustrian dan kelengkapan	6,163	6,454	1,706	1,485	1,492
	33150 Pembaikan dan penyelenggaraan kelengkapan pengangkutan kecuali motosikal dan basikal Industri lain	2,289 3,874	2,623 3,831	663 1,044	599 886	611 881
Jumlah Pembuatan		1,804,035	1,886,549	457,326	464,219	483,215

2025		2024		2025		Group Description/Period
Q4	Q1	Q2	(Jan. - Ogo.)	(Jan. - Ogo.)		
907	887	904	2,033	2,450		Manufacture of optical instruments, photographic equipment, magnetic and optical media
5,162	4,455	4,835	12,573	12,760		Manufacture of electric motors, generators, transformers and electricity distribution and control apparatus
1,438	1,108	1,205	3,416	3,118		<i>Manufacture of electric motors, generators and transformers</i>
3,724	3,347	3,630	9,157	9,642		<i>Manufacture of electricity distribution and control apparatus</i>
1,802	2,054	2,277	4,603	5,962		Manufacture of batteries and accumulators
2,438	2,186	2,404	6,258	6,334		Manufacture of wiring and wiring devices
92	80	83	293	228		<i>Manufacture of fibre optic cables</i>
2,194	1,941	2,155	5,541	5,668		<i>Manufacture of other electronic and electric wires and cables</i>
152	165	166	424	438		<i>Manufacture of current -carrying and non current-carrying wiring devices for electrical circuits regardless of material</i>
614	550	546	1,324	1,566		Manufacture of electric lighting equipment
2,703	2,798	2,772	7,961	7,646		Manufacture of domestic appliances
2,019	1,979	1,842	5,343	5,172		Manufacture of other electrical equipment
12,766	11,908	13,009	30,100	32,707		Manufacture of general-purpose and special-purpose machinery
						<i>Manufacture of fluid power equipment</i>
762	603	640	1,580	1,604		<i>Manufacture of other pumps, compressors, taps and valves</i>
						<i>Manufacture of power-driven hand tools with self-contained electric or non-electric motor or pneumatic drives</i>
3,200	3,216	3,482	7,868	8,798		<i>Manufacture of metal-forming machinery and machine tools</i>
						<i>Manufacture of air-conditioning machines, including for motor vehicles</i>
2,720	2,582	2,793	6,596	6,735		<i>Manufacture of other special-purpose machinery n.e.c.</i>
2,055	1,660	1,931	4,607	4,739		<i>Other industry</i>
4,030	3,848	4,162	9,450	10,831		
13,093	10,700	10,183	34,777	28,544		Manufacture of motor vehicles
2,463	2,036	2,009	4,468	5,631		Manufacture of bodies (coachwork) for motor vehicles; manufacture of trailers and semi-trailers
11,268	10,116	10,817	30,211	29,616		Manufacture of parts and accessories for motor vehicles
1,791	1,779	1,684	3,734	4,438		Building of ships and boats
2,669	2,417	2,375	6,884	6,257		Manufacture of railway locomotives, rolling stock, air and spacecraft, related machinery, military fighting vehicles and transport equipment n.e.c
749	798	818	2,031	2,154		<i>Manufacture of motorcycles</i>
623	543	536	1,504	1,359		<i>Manufacture of bicycles and invalid carriages</i>
1,297	1,076	1,020	3,349	2,744		<i>Other industry</i>
5,157	5,539	4,322	11,921	12,419		Manufacture of furniture
2,583	2,945	2,227	6,150	6,499		<i>Manufacture of wooden and cane furniture</i>
2,575	2,594	2,095	5,771	5,920		<i>Other industry</i>
1,689	1,667	1,847	4,362	4,698		Manufacture of jewellery, bijouterie and related articles
1,479	1,562	1,835	4,336	4,482		Manufacture of musical instruments, medical and dental instruments and supplies and other manufacturing n.e.c.
412	418	457	1,140	1,159		<i>Manufacture of stationery</i>
1,068	1,144	1,377	3,196	3,323		<i>Other industry</i>
52	63	67	166	171		Manufacture of sports goods
151	142	165	416	434		Manufacture of games and toys
1,770	1,812	1,600	4,091	4,358		Repair of fabricated metal products, machinery and equipment and installation of industrial machinery and equipment
750	772	685	1,615	1,879		<i>Repair and maintenance of transport equipment except motorcycles and bicycles</i>
1,020	1,040	915	2,475	2,479		<i>Other industry</i>
481,788	475,568	480,202	1,242,498	1,286,554		

Jadual Table **1.4a** : Nilai Jualan Sektor Pembuatan Mengikut Kumpulan (samb.)
: Sales Value of Manufacturing Sector by Group (cont.)

Kod Kumpulan Group code	Keterangan Kumpulan/Tempoh	2024									
		Jan.	Feb.	Mac	Apr.	Mei	Jun	Jul.	Ogo.	Sep.	
267 (26701 & 26702) & 268 (26800)	Pembuatan peralatan optikal, kelengkapan fotografi, media magnetik dan optikal	281	263	287	239	239	218	246	258	257	
271	Pembuatan motor elektrik, penjana, transformer dan perkakasan pengagihan dan pengawalan elektrik	1,545	1,391	1,448	1,536	1,574	1,524	1,715	1,840	1,906	
	27101 Pembuatan motor elektrik, penjana dan transformer	431	379	384	406	409	402	464	542	564	
	27102 Pembuatan perkakasan pengagihan dan pengawalan elektrik	1,114	1,012	1,064	1,129	1,165	1,122	1,252	1,298	1,342	
272/ 27200	Pembuatan bateri dan akumulator	544	483	488	536	591	587	681	692	770	
273	Pembuatan pendawaian dan peranti pendawaian	829	728	715	757	836	755	816	822	846	
	27310 Pembuatan kabel gentian optikal	38	36	34	36	39	37	32	40	30	
	27320 Pembuatan wayar dan kabel elektronik dan elektrik lain	736	641	629	667	737	663	736	731	767	
	27330 Pembuatan alatan pendawaian pembawa dan bukan pembawa arus untuk litar elektrik (tanpa mengira jenis bahan)	54	51	51	54	60	55	48	51	49	
274/ 27400	Pembuatan kelengkapan pencahayaan elektrik	167	154	148	146	161	144	183	222	218	
275/ 27500	Pembuatan perkakasan domestik	953	948	1,010	1,007	939	991	1,001	1,111	1,014	
279/ 27900	Pembuatan kelengkapan elektrik lain	735	619	655	605	663	682	674	709	708	
281 & 282	Pembuatan jentera kegunaan umum dan kegunaan khas	3,813	3,584	3,621	4,056	3,960	3,889	3,509	3,667	3,689	
	28120 Pembuatan alat-alat kuasa bendalir &	230	210	169	189	193	203	181	203	218	
	28130 Pembuatan pam, pemampat, kepala paip dan injap lain										
	28180 Pembuatan alatan tangan yang menggunakan kuasa dilengkapkan dengan motor elektrik atau bukan motor elektrik atau pneumatik &	961	914	949	1,059	1,028	1,049	950	957	918	
	28220 Pembuatan jentera pembentukan logam dan alatan mesin										
	28192 Pembuatan mesin penyaman udara, termasuk untuk kenderaan bermotor	845	796	794	920	931	852	668	790	753	
	28290 Pembuatan lain-lain mesin bertujuan khas t.t.t.l. Industri lain	585	515	570	693	626	584	539	496	599	
		1,191	1,148	1,138	1,195	1,183	1,201	1,171	1,222	1,201	
291 (29101 & 29102)	Pembuatan kenderaan bermotor	5,504	4,540	4,342	4,070	4,531	3,309	4,167	4,314	3,402	
292/ 29200	Pembuatan kerangka (coachwork) untuk kenderaan bermotor; pembuatan treler dan semi treler	523	458	586	520	544	591	648	598	636	
293/ 29300	Pembuatan alat ganti dan aksesori untuk kenderaan bermotor	3,851	3,720	3,566	3,602	4,082	3,158	4,129	4,102	3,674	
301 (30110 & 30120)	Pembinaan kapal dan bot	446	458	569	616	459	415	391	381	451	
302, 303, 304 & 309	Pembuatan lokomotif keretapi, rolling stock, kapal angkasa dan udara, jentera berkaitan, kenderaan tempur ketenteraan, dan kelengkapan pengangkutan t.t.t.l.	928	830	922	870	843	852	818	821	838	
	30910 Pembuatan motosikal	290	249	248	247	253	247	256	241	220	
	30920 Pembuatan basikal dan invalid carriages Industri lain	201	166	195	188	193	199	175	187	180	
		437	415	479	434	398	406	388	392	437	
310	Pembuatan perabot	1,794	1,652	1,880	1,523	1,528	1,107	1,168	1,267	1,490	
	31001 Pembuatan perabot kayu dan rotan Industri lain	896	868	1,019	783	767	547	590	681	735	
		898	784	862	740	762	560	578	587	755	
321 (32110 & 32120)	Pembuatan barang kemas, bijouterie dan artikel berkaitan	531	457	485	581	599	606	552	552	615	
322, 325 & 329	Pembuatan instrumen muzik, peralatan dan bekalan perubatan dan pergigian dan pembuatan lain t.t.t.l.	531	533	520	579	623	529	516	506	532	
	32901 Pembuatan alat tulis Industri lain	129	121	133	147	149	150	156	155	143	
		402	412	387	431	474	379	360	350	389	
323/ 32300	Pembuatan barangan sukan	23	21	23	26	22	17	17	17	16	
324/ 32400	Pembuatan permainan dan mainan	38	38	48	52	65	57	59	60	58	
331 & 332	Pembaikan pemasangan produk logam, jentera, kelengkapan dan pemasangan jentera perindustrian dan kelengkapan	548	527	632	610	432	444	426	473	593	
	33150 Pembaikan dan penyelenggaraan kelengkapan pengangkutan kecuali motosikal dan basikal Industri lain	203	200	260	263	168	169	162	191	258	
		345	327	372	347	264	275	264	282	335	
		152,704	146,191	158,431	153,227	154,897	156,094	157,060	163,893	162,262	

2025											Group Description/Period
Okt.	Nov.	Dis.	Jan.	Feb.	Mac	Apr.	Mei	Jun	Jul.	Ogo.	
308	304	295	301	284	302	273	342	289	316	343	Manufacture of optical instruments, photographic equipment, magnetic and optical media
1,859	1,681	1,623	1,547	1,423	1,484	1,580	1,657	1,598	1,722	1,749	Manufacture of electric motors, generators, transformers and electricity distribution and control apparatus
548	454	437	388	359	361	384	416	405	419	386	Manufacture of electric motors, generators and transformers
1,311	1,227	1,186	1,159	1,065	1,123	1,196	1,240	1,193	1,302	1,363	Manufacture of electricity distribution and control apparatus
629	605	568	728	670	657	727	792	759	787	843	Manufacture of batteries and accumulators
850	813	775	781	703	702	758	831	815	892	852	Manufacture of wiring and wiring devices
30	30	32	29	26	25	27	29	28	29	35	Manufacture of fibre optic cables
769	731	693	695	623	623	675	747	733	810	763	Manufacture of other electronic and electric wires and cables
51	52	50	57	53	55	57	55	54	53	54	Manufacture of current-carrying and non current-carrying wiring devices for electrical circuits regardless of material
215	197	202	184	187	179	178	194	174	220	250	Manufacture of electric lighting equipment
927	895	881	926	935	936	945	849	978	986	1,090	Manufacture of domestic appliances
684	632	703	727	605	646	598	615	629	632	719	Manufacture of other electrical equipment
3,885	4,398	4,483	4,157	3,965	3,786	4,443	4,267	4,299	3,943	3,847	Manufacture of general-purpose and special-purpose machinery
216	270	276	221	189	193	212	216	212	197	164	Manufacture of fluid power equipment
956	1,103	1,142	1,070	1,131	1,014	1,168	1,133	1,182	1,078	1,022	Manufacture of other pumps, compressors, taps and valves
833	922	965	922	858	803	1,003	903	887	688	671	Manufacture of power-driven hand tools with self-contained electric or non-electric motor or pneumatic drives
610	714	731	636	509	514	684	617	630	605	543	Manufacture of metal-forming machinery and machine tools
1,270	1,391	1,369	1,308	1,278	1,261	1,376	1,398	1,388	1,375	1,446	Manufacture of air-conditioning machines, including for motor vehicles
4,385	4,351	4,357	3,813	3,534	3,352	3,538	3,692	2,953	3,831	3,831	Manufacture of motor vehicles
799	872	792	848	551	637	649	656	704	817	768	Manufacture of other special-purpose machinery n.e.c.
3,640	3,903	3,725	3,478	3,391	3,246	3,495	3,834	3,488	4,439	4,245	Other industry
569	618	603	598	561	620	637	514	532	498	476	Manufacture of motor vehicles
896	919	854	793	749	876	828	803	744	716	750	Manufacture of bodies (coachwork) for motor vehicles; manufacture of trailers and semi-trailers
233	266	250	248	240	310	273	282	264	275	263	Manufacture of parts and accessories for motor vehicles
202	217	203	197	169	177	187	188	160	131	149	Manufacture of railway locomotives, rolling stock, air and spacecraft, related machinery, military fighting vehicles and transport equipment n.e.c
461	435	401	348	339	389	368	333	320	311	337	Manufacture of motorcycles
1,644	1,740	1,774	1,818	1,750	1,971	1,565	1,578	1,180	1,257	1,301	Manufacture of bicycles and invalid carriages
798	879	905	942	930	1,073	815	817	594	656	671	Other industry
845	860	869	876	820	898	750	760	585	600	630	Manufacture of furniture
546	576	567	621	535	511	603	617	626	585	599	Manufacture of jewellery, bijouterie and related articles
479	500	500	505	507	550	614	653	568	552	534	Manufacture of musical instruments, medical and dental instruments and supplies and other manufacturing n.e.c.
142	130	139	139	134	145	155	156	147	142	142	Manufacture of stationary
338	370	360	366	373	405	460	497	421	410	392	Other industry
15	18	19	21	21	22	24	20	22	21	20	Manufacture of sports goods
55	50	46	47	45	49	54	57	55	61	67	Manufacture of games and toys
584	610	576	574	557	681	663	471	466	452	494	Repair of fabricated metal products, machinery and equipment and installation of industrial machinery and equipment
240	264	246	239	231	302	307	186	192	196	226	Repair and maintenance of transport equipment except motorcycles and bicycles
344	346	330	335	326	379	356	285	274	256	268	Other industry
161,428	161,971	158,389	158,095	153,133	164,340	160,415	158,588	161,199	162,529	168,256	Total Manufacturing

Jadual Table **1.4b** : Nilai Jualan Sektor Pembuatan Mengikut Kumpulan: Perubahan Peratusan Tahunan
 : Sales Value of Manufacturing Sector by Group: Annual Percentage Change

Kod Kumpulan Group code	Keterangan Kumpulan/Tempoh	2023		2024				2025		2024	2025	2024			
		2023	2024	Q1	Q2	Q3	Q4	Q1	Q2	(Jan. - Ogo.)	(Jan. - Ogo.)	Jan.	Feb.	Mac	Apr.
101	Pemprosesan dan pengawetan daging	5.7	-37.2	5.8	3.5	6.5	11.5	-3.5	-15.3	4.9	-10.1	7.6	4.9	5.0	2.7
102	Pemprosesan dan pengawetan ikan, krustasea dan moluska	6.0	-0.9	3.2	0.8	-3.9	-3.4	5.4	7.0	0.3	6.3	3.7	3.6	2.2	6.1
	10201 Pengetinan ikan, krustasea dan moluska &	5.2	-1.7	2.6	-0.02	-4.98	-3.87	4.6	6.1	-0.6	5.6	2.8	3.0	1.9	6.1
	10202 Pemprosesan dan pengawetan ikan, krustasea dan moluska Industri lain	19.5	10.3	12.5	12.6	13.3	3.6	15.3	18.8	14.4	15.1	18.4	12.4	6.8	5.7
103	Pemprosesan dan pengawetan buah-buahan dan sayur - sayuran	31.0	10.9	23.7	10.7	6.3	5.0	1.7	-1.0	14.6	0.8	38.0	24.3	11.3	16.1
	10303 Pengetinan nanas &	58.2	12.9	35.8	8.3	6.4	6.7	-13.0	-20.0	16.6	-17.6	52.3	35.3	23.1	24.4
	10304 Pembuatan jem, marmalad dan sajian jeli Industri lain	24.3	10.2	20.3	11.4	6.2	4.5	6.3	4.8	14.0	6.5	34.1	21.2	7.9	13.7
104	Pembuatan minyak dan lemak daripada sayuran dan haiwan	-11.2	10.6	-0.2	9.4	16.4	15.2	14.3	14.1	9.4	12.2	12.7	-8.9	-5.5	8.3
	10404 Pembuatan minyak sayuran mentah dan bertapis &	0.8	1.8	1.8	-9.9	3.4	12.0	17.8	30.9	-2.4	20.5	16.1	-5.0	-4.8	-14.6
	10406 Pembuatan sebatian lemak masakan														
	10405 Pembuatan minyak kelapa Industri lain	-19.9	34.3	17.3	36.8	43.3	39.9	24.3	20.5	31.6	21.2	0.8	23.4	31.8	31.4
		-12.6	11.6	-0.7	12.1	18.0	15.4	13.6	12.0	11.0	11.0	12.3	-9.8	-5.9	11.7
105	Pembuatan produk tenusu	-0.1	-1.8	-6.6	-8.4	1.7	6.7	8.7	9.6	-5.4	4.9	-4.9	-6.9	-7.8	-8.4
	10502 Pembuatan susu pekat, tepung dan sejat Industri lain	-0.4	-4.3	-8.7	-11.4	-1.1	4.8	7.1	8.4	-8.1	3.4	-6.9	-9.2	-9.9	-10.7
		4.0	31.9	26.9	36.8	34.9	28.8	25.8	21.3	33.0	20.1	22.6	31.0	27.7	30.1
106	Pembuatan produk bijian, kanji dan produk berkanji	5.1	11.0	6.1	10.7	13.8	13.4	11.6	12.8	9.8	11.8	12.5	-1.5	7.7	8.3
	10611 Pengilangan beras	3.2	11.8	3.2	10.0	17.9	16.3	13.4	9.9	9.4	9.1	12.5	-9.7	8.1	7.1
	10613 Pengilangan tepung Industri lain	7.6	10.6	9.1	11.1	10.5	11.6	10.9	16.9	10.2	15.5	13.1	7.1	7.0	8.8
		-3.7	6.4	6.7	17.1	3.9	-1.5	-4.8	-5.7	11.0	-5.7	3.5	3.6	13.4	19.6
107	Pembuatan produk makanan lain	8.3	12.3	11.0	12.0	12.3	13.6	15.8	14.0	11.7	14.7	13.3	8.1	11.5	14.8
	10711 Pembuatan biskut dan cookies	23.0	15.2	28.2	18.4	13.0	5.4	4.3	3.7	20.1	3.5	39.0	16.9	29.4	29.5
	10712 Pembuatan roti, kek dan produk bakeri lain	10.7	8.0	0.8	0.6	10.2	21.2	25.9	24.3	1.9	25.3	2.3	0.8	-0.7	8.5
	10713 Pembuatan produk snek	16.9	27.0	41.5	37.0	22.2	12.3	0.0	-10.0	35.9	-5.8	55.9	33.1	36.7	38.8
	10721 Pembuatan gula	17.6	14.8	27.9	17.4	10.5	7.1	10.3	11.0	19.3	11.3	28.2	25.8	29.8	30.5
	10731 Pembuatan produk koko	6.2	53.8	22.8	54.9	60.0	76.4	50.5	14.1	44.0	22.0	25.4	14.4	29.8	38.0
	10732 Pembuatan coklat dan produk coklat &	-2.2	6.8	2.9	7.9	8.0	8.4	13.3	19.1	6.3	17.6	-1.1	1.0	8.7	8.4
	10733 Pembuatan konfeksi gula														
	10793 Pembuatan sos dan bahan perasa	7.5	13.4	17.0	22.8	7.6	7.5	4.0	-1.1	17.0	1.2	27.8	12.7	11.5	14.5
	10799 Pembuatan produk makanan lain t.t.t.l. Industri lain	5.3	3.3	4.3	1.7	5.3	1.9	15.6	21.1	3.5	18.3	10.7	2.9	-0.2	2.3
		11.0	8.7	11.9	9.9	7.3	6.1	8.4	8.5	10.4	9.0	16.4	8.6	10.8	11.6
108/10800	Pembuatan makanan haiwan tersedia	17.4	-0.7	8.2	-1.0	-5.7	-2.9	1.0	24.7	1.3	18.0	9.9	6.2	8.4	1.0
110	Pembuatan minuman ringan	2.7	9.0	6.1	8.2	9.4	12.0	9.8	7.0	7.8	9.3	6.5	4.6	7.2	7.0
	11041 Pembuatan minuman ringan	6.2	13.6	11.2	12.7	14.1	15.9	12.9	9.1	11.9	10.5	16.9	6.6	10.3	12.2
	11042 Pengeluaran air mineral semulajadi dan minuman lain yang dibotolkan Industri lain	3.7	3.5	2.0	0.1	0.2	11.9	21.3	19.9	1.2	17.2	8.2	1.2	-2.5	-1.0
		-2.8	3.4	-0.1	3.8	4.4	5.5	1.7	-0.3	3.3	5.0	-7.7	2.6	5.3	1.3
120/12000	Pembuatan produk tembakau	17.6	8.4	9.3	11.8	9.6	2.8	0.5	-0.7	10.8	0.3	3.9	16.7	8.3	11.2
131	Pemintalan, penenunan dan penyiapan tekstil	-12.3	2.8	-0.1	6.8	2.9	1.4	-3.3	-2.2	4.2	-3.2	1.7	2.4	-4.2	4.5
	13110 Penyediaan dan pemintalan gentian tekstil &	-11.9	-0.3	-6.2	1.2	1.1	3.2	-2.4	-2.8	-1.0	-3.5	-5.4	-5.5	-7.5	0.9
	13120 Penenunan tekstil														
	13132 Pewarnaan, pelunturan, percetakan dan penyiapan akhir benang dan fabrik Industri lain	-13.1	12.6	21.9	26.6	8.3	-3.2	-5.6	-1.2	21.9	-2.7	28.6	30.4	7.7	18.0
		-30.1	-13.3	-15.2	-24.4	-15.9	5.2	3.0	43.7	-18.4	21.0	-27.4	7.1	-21.6	-25.8
139	Pembuatan tekstil lain	10.8	12.1	15.7	14.2	12.4	6.5	-5.6	-2.9	14.9	-3.9	16.6	14.5	16.0	12.9
	13910 Pembuatan fabrik dikait dan dikrusye Industri lain	-1.8	5.9	5.6	5.9	10.3	1.8	-1.4	3.2	7.6	0.7	6.1	4.9	5.8	5.7
		21.2	16.2	22.8	20.1	13.7	9.4	-8.1	-6.6	19.8	-6.8	23.9	21.2	23.2	18.0
141	Pembuatan pakaian, kecuali pakaian berbulu	5.0	2.6	4.0	2.2	5.4	-0.9	2.6	-1.1	4.0	0.3	6.3	-2.5	8.3	4.5
	14102 Pembuatan pakaian Industri lain	5.7	0.4	4.3	-0.5	2.0	-3.9	2.0	-2.0	2.1	-0.6	6.3	-3.3	9.9	3.6
		-0.2	19.2	2.3	23.1	33.3	22.1	6.9	5.1	17.8	6.1	5.7	3.1	-1.4	11.2
142 & 143	Pembuatan artikel daripada kulit bulu dan pakaian yang dikait dan dikrusye	18.8	11.8	21.4	15.1	14.4	-1.9	-4.3	-5.9	19.4	-4.7	23.4	18.9	22.2	22.9
151 (15110 & 15120)	Penyamakan dan pembersihan kulit, pembuatan bagasi, beg tangan, pelana dan abah-abah pembersihan dan pewarnaan bulu	7.5	9.7	6.5	2.7	12.9	15.2	13.6	10.4	6.4	11.3	6.5	6.6	6.5	3.6
152	Pembuatan kasut	12.6	-4.1	7.1	-0.02	-8.76	-13.38	-9.7	4.9	0.7	-1.8	11.2	7.6	2.4	-1.9
	15201 Pembuatan kasut kulit &	16.1	0.1	12.9	2.5	-4.4	-8.8	-5.1	11.6	5.0	2.5	14.5	12.4	11.8	-0.8
	15203 Pembuatan kasut getah Industri lain	6.5	-12.1	-3.4	-4.6	-17.4	-23.2	-19.2	-8.0	-7.3	-10.8	4.7	-0.7	-13.6	-3.9
161/16100	Pengilangan dan pengetaman kayu	-2.7	-7.6	-8.5	-5.2	-8.0	-8.4	-5.3	-2.4	-7.3	-3.5	-2.0	-15.4	-8.1	-2.4

2025															Group Description/Period	
Mei	Jun	Jul.	Ogo.	Sep.	Okt.	Nov.	Dis.	Jan.	Feb.	Mac	Apr.	Mei	Jun	Jul.		Ogo.
5.0	2.9	6.3	5.3	8.0	10.9	13.2	10.1	11.8	-10.9	-11.0	-15.7	-13.5	-16.7	-14.4	-9.7	Processing and preserving of meat
-3.3	0.1	-5.1	-3.7	-2.8	-5.1	-4.4	-0.5	-1.9	9.9	8.9	4.9	11.8	4.2	8.7	4.3	Processing and preserving of fish, crustaceans and molluscs
-4.3	-1.3	-6.6	-5.2	-3.1	-5.8	-5.0	-0.7	-2.4	9.3	7.7	2.9	11.5	3.8	8.6	3.9	Canning of fish, crustaceans and molluscs
11.3	20.8	19.6	21.0	1.0	5.1	3.2	2.7	4.3	16.6	25.8	33.5	15.9	8.9	10.3	8.4	Processing, curing and preserving of fish, crustacean and molluscs
11.9	4.6	9.0	8.6	1.4	8.0	2.2	5.0	-1.3	6.3	0.4	-0.4	-3.6	1.0	1.0	3.3	Processing and preserving of fruits and vegetable
8.9	-4.3	6.8	6.7	5.9	7.4	6.7	6.1	-9.2	-9.5	-19.9	-13.6	-26.3	-19.8	-17.6	-23.8	Pineapple canning
12.9	7.8	9.7	9.2	0.02	8.2	0.7	4.7	1.1	11.2	7.0	3.6	3.4	7.5	6.8	11.6	Manufacture of jams, marmalades and table jellies
9.0	10.9	23.5	23.3	4.6	13.7	15.0	17.0	11.1	18.1	14.7	12.2	14.1	15.9	6.3	8.2	Manufacture of vegetable and animal oils and fats
-14.9	0.2	2.7	3.5	4.0	7.6	13.8	14.7	15.3	14.7	23.9	38.8	35.3	20.1	14.5	6.8	Manufacture of crude and refined vegetable oil
25.3	55.5	60.0	35.5	36.0	27.8	64.0	31.6	29.2	22.1	21.9	20.5	22.4	18.8	19.3	16.6	Manufacture of compound cooking fats
12.7	12.1	26.3	26.1	4.5	14.4	14.8	17.1	10.4	18.6	13.1	9.0	11.4	15.3	5.2	8.3	Manufacture of coconut oil
-8.5	-8.4	-0.1	2.6	2.5	0.6	8.1	11.7	10.8	8.0	7.3	8.1	6.0	14.8	-9.0	-5.9	Manufacture of dairy products
-11.9	-11.7	-3.2	0.1	-0.3	-1.5	6.3	10.1	10.0	6.1	5.4	5.7	4.9	14.9	-12.0	-7.4	Manufacture of condensed, powdered and evaporated milk
42.1	37.6	37.2	34.0	33.8	25.2	29.6	31.7	19.2	28.8	30.0	35.2	16.6	14.5	16.5	7.4	Other industry
9.1	15.1	13.6	14.5	13.4	15.1	12.7	12.4	6.2	15.3	13.5	13.8	15.0	9.6	13.8	7.3	Manufacture of grain mill products, starches and starch products
6.6	17.2	17.4	18.4	17.8	18.2	15.3	15.4	9.1	19.7	12.1	12.2	12.8	4.6	7.0	-3.2	Rice milling
11.4	13.0	10.3	11.0	10.2	13.5	11.2	10.3	4.3	12.6	16.1	16.8	18.4	15.5	22.0	18.8	Flour milling
15.2	16.6	8.2	9.1	-4.6	-4.3	-1.6	1.5	-4.4	-4.0	-5.8	-5.2	-5.5	-6.5	-7.1	-7.3	Other industry
11.4	10.1	12.1	12.3	12.5	14.4	12.1	14.4	14.7	18.0	15.0	16.5	12.3	13.3	14.4	14.0	Manufacture of other food products
13.3	13.8	14.1	11.6	13.4	13.0	0.5	3.3	2.8	8.2	2.2	2.5	6.6	2.1	2.1	1.9	Manufacture of biscuits and cookies
-2.3	-3.6	3.4	7.6	20.3	18.9	19.8	25.1	24.0	30.1	23.9	24.9	21.3	26.8	25.2	26.3	Manufacture of bread, cakes and other bakery products
38.5	33.9	36.2	19.1	13.0	19.1	7.5	10.6	-3.3	11.6	-6.7	-5.9	-12.2	-11.5	-10.9	-4.0	Manufacture of snack products
21.8	3.2	12.3	10.9	8.7	9.8	5.9	5.4	9.5	10.8	10.6	10.9	11.4	10.8	12.4	13.6	Manufacture of sugar
59.2	67.1	50.1	70.7	59.3	75.9	74.2	79.2	49.2	51.8	50.5	44.5	6.8	-3.4	2.5	-2.3	Manufacture of cocoa products
7.4	7.8	9.2	9.2	5.5	8.4	6.5	10.3	17.5	13.0	9.8	18.0	16.1	23.4	21.5	21.9	Manufacture of chocolate and chocolate products
33.1	22.2	11.6	5.8	5.9	7.2	10.5	5.0	0.3	2.3	9.4	4.7	4.4	-12.4	1.9	-0.4	Manufacture of sugar confectionery
-1.3	4.4	4.4	5.6	5.7	1.9	2.3	1.6	12.3	15.0	19.6	19.8	22.6	21.0	24.3	13.0	Manufacture of sauces and condiments
8.2	9.9	10.8	7.3	4.0	6.2	5.7	6.4	3.7	10.3	11.1	9.5	6.7	9.2	10.5	10.9	Manufacture of other food products n.e.c.
0.7	-4.6	-3.9	-4.1	-9.1	-9.1	-1.7	3.1	2.7	0.2	0.1	2.3	32.7	38.9	34.4	30.4	Manufacture of prepared animal feeds
6.2	11.8	9.4	9.9	8.9	7.2	13.1	16.3	9.1	9.9	10.5	5.6	6.5	9.1	11.8	12.1	Manufacture of beverages
11.7	14.3	9.0	14.9	18.9	15.9	17.2	14.7	6.3	19.8	12.8	8.1	8.9	10.3	9.4	9.3	Manufacture of soft drinks
-1.6	3.0	4.8	-0.9	-3.1	5.4	11.5	19.8	19.6	25.4	19.0	19.3	19.1	21.3	9.1	7.1	Production of natural mineral waters and other bottled waters
0.7	10.6	11.9	5.2	-2.4	-6.4	7.0	18.2	10.6	-10.0	4.4	-2.7	-1.0	3.2	17.5	18.7	Other industry
9.2	16.3	19.2	6.0	4.2	2.8	1.5	4.3	1.9	1.7	-1.7	-1.2	-2.1	1.9	1.6	2.0	Manufacture of tobacco products
9.9	5.9	7.5	5.8	-5.4	0.6	0.9	2.6	-0.1	-1.2	-8.7	-2.1	-2.5	-1.8	-3.6	-5.6	Spinning, weaving and finishing of textiles
-0.5	3.4	4.7	3.2	-5.3	4.7	2.5	2.4	2.7	1.1	-11.2	-2.3	-3.3	-2.7	-4.5	-8.0	Preparation and spinning of textile fibres
48.9	14.1	16.9	14.1	-5.4	-9.2	-3.1	3.0	-7.8	-7.0	-1.6	-2.4	-1.3	-0.1	-1.7	0.2	Weaving of textiles
-28.0	-18.7	-13.0	-17.0	-17.8	3.6	-1.1	14.4	2.8	-5.2	14.5	44.8	43.3	42.8	22.2	21.3	Dyeing, bleaching, printing and finishing of yarns and fabrics
14.9	14.9	15.3	13.7	8.3	5.0	6.2	8.5	-5.2	-5.4	-6.1	-1.9	-2.7	-4.1	-1.7	-3.9	Manufacture of other textiles
5.8	6.2	12.1	15.0	3.6	-1.8	3.0	4.1	-1.8	-1.4	-0.9	2.3	5.2	2.0	1.8	-0.9	Manufacture of knitted and crocheted fabrics
21.3	20.9	17.3	12.8	11.2	9.1	8.1	11.0	-7.3	-7.8	-9.2	-4.5	-7.5	-7.9	-3.9	-5.8	Other industry
2.5	-0.7	8.8	4.3	3.0	2.5	-4.0	-1.1	1.2	3.5	3.2	2.6	-2.3	-3.7	-1.6	-1.1	Manufacture of wearing apparel, except fur apparel
-1.0	-4.2	4.8	0.5	0.6	1.0	-7.4	-5.0	-0.7	3.6	3.3	2.1	-3.5	-5.0	-2.7	-2.5	Manufacture of clothings
31.5	26.9	42.6	37.1	21.5	14.6	22.0	29.7	14.6	3.5	3.1	6.5	4.8	4.1	5.5	7.3	Other industry
16.3	6.2	20.1	24.7	1.3	-0.7	-2.0	-3.1	-2.5	-2.5	-7.7	-7.3	-9.1	-0.8	-6.2	-1.2	Manufacture of articles of fur, knitted and crocheted apparel
1.2	3.4	7.8	15.1	15.0	14.2	13.2	18.4	17.7	12.5	10.6	11.2	10.5	9.6	10.1	7.4	Tanning and dressing of leather; manufacture of luggage, handbags, saddlery and harness; dressing and dyeing of fur
-0.9	2.9	-4.6	-10.7	-10.7	-16.4	-12.2	-11.7	-16.1	-5.0	-7.1	5.6	6.2	3.0	2.7	-0.4	Manufacture of footwear
1.6	7.1	-0.8	-4.8	-7.4	-12.3	-6.6	-7.6	-11.1	2.3	-5.6	13.1	13.3	8.5	5.1	-1.4	Manufacture of leather footwear
-5.1	-4.9	-11.9	-22.4	-17.6	-24.9	-24.2	-20.5	-26.8	-19.3	-10.3	-8.2	-7.1	-8.7	-2.6	1.9	Manufacture of rubber footwear
-7.7	-6.5	-6.7	-8.4	-8.5	-9.9	-9.0	-6.0	-10.6	0.4	-5.0	-1.8	-3.0	-2.7	-3.2	-0.2	Other industry
																Sawmilling and planning of wood

Jadual Table **1.4b** : Nilai Jualan Sektor Pembuatan Mengikut Kumpulan: Perubahan Peratusan Tahunan
 : Sales Value of Manufacturing Sector by Group: Annual Percentage Change

Kod Kumpulan Group code	Keterangan Kumpulan/Tempoh	2023		2024				2025		2024	2025	2024			
		2023	2024	Q1	Q2	Q3	Q4	Q1	Q2	(Jan. - Ogo.)	(Jan. - Ogo.)	Jan.	Feb.	Mac	Apr.
		162	Pembuatan produk daripada kayu, gabus, jerami dan bahan jalinan lain	-5.8	4.8	1.3	6.6	9.1	4.1	0.7	-1.2	4.9	0.2	0.7	-1.5
16211	Pembuatan kepingan venier dan papan lapis	1.2	5.4	2.7	6.8	7.3	5.8	6.0	1.6	5.1	3.9	1.0	1.4	5.8	6.1
16212	Pembuatan papan partikel dan papan gentian	-13.1	6.0	1.0	4.7	13.1	7.0	-4.2	-4.6	5.0	-3.3	5.0	-5.7	3.4	4.0
16221	Pertukangan kayu untuk jurubina Industri lain	-5.6	4.3	-0.1	7.5	11.0	1.8	0.7	-3.4	4.8	-0.9	-9.0	2.2	7.5	7.7
		-15.5	-0.9	-3.7	10.1	4.0	-11.0	-15.2	-2.5	3.5	-7.6	-0.5	-9.1	-1.6	6.4
170	Pembuatan kertas dan produk kertas	5.7	0.9	2.0	1.5	1.1	-1.0	-1.4	-2.5	2.2	-2.2	6.7	1.3	-1.7	1.1
17010	Pembuatan pulpa, kertas dan kertas tebal	-3.8	4.6	1.5	9.9	7.6	-0.1	2.2	1.7	7.5	1.6	1.8	1.2	1.6	4.6
17020	Pembuatan kertas gelugur dan kertas tebal dan bekas daripada kertas dan kertas tebal	-3.5	-4.3	-8.5	-4.1	1.4	-5.7	-3.4	-4.5	-3.4	-5.7	-0.6	-13.2	-11.5	-6.4
17091	Pembuatan sampul surat dan kad surat	0.3	-2.1	-14.6	-3.8	0.0	12.1	8.3	0.8	-7.9	4.5	-18.1	-9.2	-15.7	-1.7
17092	Pembuatan kertas kegunaan rumah dan pembersih peribadi	13.2	-6.5	1.1	-5.5	-12.6	-9.2	-6.3	-8.7	-5.0	-7.5	2.9	1.5	-0.9	-0.7
17093	Pembuatan kertas bergam atau pelekat yang berjalur atau bergulung dan label dan kertas dinding Industri lain	19.0	5.8	16.7	0.8	-3.1	9.4	-3.5	-4.1	5.1	-0.7	24.8	25.6	2.2	5.5
		41.1	24.5	31.7	25.7	25.8	16.4	10.0	9.3	28.8	9.1	40.9	27.3	27.7	22.4
181 & 182	Percetakan, aktiviti perkhidmatan berkaitan percetakan dan penerbitan semula media rakaman	6.0	6.7	3.6	7.4	9.3	7.0	6.7	7.3	6.6	6.9	4.7	2.5	3.5	7.6
18110	Percetakan	3.6	12.5	9.9	13.9	15.0	11.6	11.5	10.9	12.9	10.8	11.7	9.0	9.1	13.3
18120	Aktiviti perkhidmatan berkaitan percetakan &	15.1	-14.0	-16.6	-15.2	-12.6	-11.2	-13.3	-9.4	-14.8	-10.7	-16.4	-17.4	-15.9	-12.5
18200	Penerbitan semula media rakaman														
192 (19201 & 19202)	Pembuatan produk petroleum bertapis	-10.1	-7.2	-12.9	-7.2	-3.9	-4.8	-6.0	-8.8	-7.8	-6.7	-21.0	-8.8	-6.7	-5.2
201	Pembuatan kimia asas, baja dan sebatian nitrogen, plastik dan getah sintetik dalam bentuk primer	-8.0	-0.01	-8.1	3.3	4.0	1.7	7.4	0.4	-0.8	2.2	-5.0	-9.1	-10.0	6.6
20111	Pembuatan gas perindustrian atau perubatan bukan organik dalam bentuk cecair atau mampat	-16.2	23.3	-15.2	32.3	49.3	40.8	51.1	25.9	13.6	29.0	-27.3	-19.5	5.1	28.2
20112 & 20113	Pembuatan kimia organik asas & Pembuatan sebatian bukan organik	-11.6	3.2	-9.8	9.3	8.1	8.1	10.7	-1.2	1.1	3.3	-7.5	-9.9	-12.0	14.0
20121 & 20129	Pembuatan baja & Pembuatan produk campuran nitrogen	-18.4	-26.7	-35.8	-24.9	-23.8	-19.2	6.9	3.5	-28.8	4.6	-40.2	-40.1	-27.1	-27.3
20131	Pembuatan plastik dalam bentuk primer Industri lain	2.1	-2.0	2.6	-1.3	-0.6	-8.8	-6.3	-14.0	0.9	-12.7	10.6	1.4	-3.6	2.3
		-8.2	4.3	-6.9	4.3	9.2	12.0	29.3	56.5	0.9	45.2	-0.7	-9.6	-10.6	3.1
202 & 203	Pembuatan produk kimia lain dan serat buatan manusia	17.8	6.5	13.6	9.3	5.4	-1.5	-4.6	-3.5	10.1	-3.9	22.9	9.0	8.9	15.4
20210	Pembuatan racun perosak dan produk agrokimia lain	23.6	-8.4	4.1	-2.6	-14.3	-19.9	-19.7	-17.2	-3.2	-18.9	3.2	12.3	-2.5	-1.6
20221	Pembuatan cat, varnis dan penyadur dan mastik	34.7	15.4	38.0	18.2	7.8	1.1	-11.0	-13.8	22.8	-12.6	54.3	30.6	30.5	33.0
20222	Pembuatan dakwat cetak	-3.6	7.5	7.2	5.6	9.5	7.7	-7.3	0.2	7.3	-1.5	9.1	1.5	10.9	18.2
20231 & 20232	Pembuatan sabun dan bahan pencuci, penyediaan membersihkan dan mengilap & Pembuatan pewangi dan penyediaan dandanan diri	10.6	0.7	5.6	2.1	3.0	-7.9	-6.9	-4.2	4.0	-6.0	23.7	-1.0	-4.8	7.1
20291 & 20292	Pembuatan plat fotografi, filem, sensitized paper dan other sensitized unexposed materials & Pembuatan dakwat menulis dan melukis	9.7	12.9	1.1	17.3	18.0	16.0	21.5	22.3	11.0	23.9	-2.1	-2.7	8.9	16.6
20299	Pembuatan produk kimia lain t.t.t.l. Industri lain	4.9	-6.6	-12.4	-7.8	10.9	-14.0	-0.5	5.2	-5.6	-2.6	-8.2	-10.5	-18.2	-24.5
210	Pembuatan produk farmaseutikal, kimia perubatan dan botani	5.2	5.6	5.4	6.8	6.3	4.1	5.9	8.5	6.3	7.6	3.3	6.5	6.3	7.4
21001	Pembuatan bahan aktif ubat-ubatan untuk digunakan oleh bidang farmakologi dalam pembuatan ubat-ubatan Industri lain	4.5	3.8	4.8	6.7	3.9	-0.1	5.3	6.9	5.5	6.7	1.5	5.9	6.8	7.7
		8.5	14.0	8.4	7.0	17.0	23.0	8.4	16.2	10.3	11.7	11.8	9.4	4.2	6.2
221	Pembuatan produk getah	-9.1	7.7	4.4	5.6	10.5	10.7	8.2	2.8	6.4	4.3	7.2	5.1	1.7	6.5
22111	Pembuatan tayar getah untuk kenderaan	-38.1	-13.2	-31.4	-12.9	-8.1	5.6	3.9	-4.8	-19.4	2.0	-30.5	-30.9	-32.7	-18.1
22112	Pembuatan bunga tayar yang boleh ditukar ganti dan tayar celup	27.1	7.4	4.7	6.3	12.8	5.8	12.7	13.5	8.5	12.0	23.3	-4.9	-1.1	5.0
22191 & 22193	Pembuatan produk lain daripada getah asli atau sintetik, tidak divulkan, divulkan atau dikeraskan & Pengilangan semula getah dan prosesan susu getah	-16.9	11.9	7.0	12.0	20.2	8.9	-3.6	-4.3	12.4	-3.3	8.4	6.3	6.2	14.2
22192	Pembuatan sarung tangan getah	-5.8	8.4	5.6	5.2	10.5	13.1	11.5	4.6	6.6	6.4	8.2	7.4	2.6	6.6
22199	Pembuatan produk getah lain yang t.t.t.l.	-9.5	7.6	10.8	11.7	8.5	-0.1	-2.2	-3.7	10.6	-4.0	16.6	9.0	6.8	9.5
222	Pembuatan produk plastik	-0.6	5.4	5.4	6.1	5.2	5.0	1.7	-3.0	5.7	-2.1	8.8	4.7	3.0	8.3
22201 & 22202	Pembuatan produk plastik separa siap & Pembuatan produk plastik siap	-5.3	-1.0	-2.6	-2.3	-2.3	3.5	1.7	-3.8	-2.1	-2.0	2.0	-6.4	-3.2	0.3
22203	Pembuatan artikel plastik untuk pembungkusan barangan	-1.9	8.4	6.7	11.6	10.3	4.9	0.4	-3.2	9.5	-2.2	7.3	6.6	6.2	13.3
22204	Pembuatan barangan plastik jurubina	41.2	10.7	23.4	6.9	6.5	9.0	8.3	11.9	12.2	7.3	53.5	19.8	7.5	6.6
22205	Pembuatan pinggan mangkuk, peralatan dapur dan barangan tandas daripada plastik	7.9	-0.02	-2.0	-6.7	3.0	6.6	2.7	-6.7	-2.6	-4.3	0.7	4.0	-9.1	-3.9
22209	Pembuatan pelbagai produk plastik t.t.t.l.	-3.6	10.0	13.4	16.0	6.9	5.0	1.8	-3.3	12.7	-2.8	16.2	12.5	11.5	18.2
231 (23101 & 23102 & 23109)	Pembuatan kaca dan produk kaca	-3.3	2.8	4.6	3.7	6.2	-3.3	-3.1	5.0	5.0	1.5	6.8	6.9	0.3	5.1

2025															Group Description/Period	
Mei	Jun	Jul.	Ogo.	Sep.	Okt.	Nov.	Dis.	Jan.	Feb.	Mac	Apr.	Mei	Jun	Jul.	Ogo.	
5.3	9.4	15.6	7.1	6.7	3.8	3.6	5.1	2.1	0.8	-0.8	1.5	-2.1	-3.9	-3.1	4.5	Manufacture of products of wood, cork, straw and plaiting materials
6.3	8.3	11.8	6.4	5.5	4.8	4.7	8.1	8.8	5.4	3.9	6.9	-1.0	-3.5	-3.6	7.2	Manufacture of veneer sheets and plywood
2.3	8.6	19.6	10.8	11.1	8.9	8.5	3.6	-3.6	-3.7	-5.2	-5.3	-4.2	-4.0	-4.5	4.5	Manufacture of particle board and fibreboard
6.7	7.9	12.8	10.5	10.1	-1.0	-0.9	7.7	4.8	-1.4	-1.1	-2.6	-2.3	-5.8	1.2	-2.0	Manufacture of builders' carpentry
8.1	17.4	24.9	-3.4	-3.9	-11.5	-11.8	-9.7	-20.9	-10.1	-14.0	-2.4	-1.5	-3.7	-1.9	-0.6	Other industry
0.8	2.7	6.8	0.5	-3.5	-4.1	0.7	0.4	-1.9	-1.1	-1.3	-0.9	-2.8	-3.9	-2.6	-3.3	Manufacture of paper and paper products
5.2	21.2	24.5	4.3	-3.5	-6.9	4.2	2.4	1.4	1.9	3.3	4.0	0.6	0.7	0.6	0.4	Manufacture of pulp, paper and paperboard
-7.4	1.9	8.7	3.2	-6.9	-9.2	-3.1	-4.7	-8.6	3.3	-4.0	-1.4	-4.5	-7.6	-8.8	-12.7	Manufacture of corrugated paper and paperboard and of containers of paper and paperboard
-2.0	-7.8	-10.3	4.6	5.6	9.3	16.2	10.9	9.8	6.9	7.9	3.7	-5.2	3.8	20.6	-9.1	Manufacture of envelopes and letter-card
-3.0	-13.5	-11.2	-15.8	-10.6	-9.2	-9.3	-9.0	-3.3	-7.6	-7.8	-7.4	-9.4	-9.6	-9.5	-6.0	Manufacture of household and personal hygiene paper
5.7	-8.3	-10.0	0.2	0.6	3.9	11.6	12.7	-1.4	-12.8	4.5	-2.4	-3.1	-7.0	12.8	7.1	Manufacture of gummed or adhesive paper in strips or rolls and labels and wall paper
24.9	29.7	35.9	23.3	18.6	19.7	13.2	16.5	13.7	11.0	5.4	8.8	8.9	10.2	3.7	12.0	Other industry
5.9	8.7	13.4	7.5	7.0	6.7	7.3	7.0	6.7	7.3	6.1	6.7	7.9	7.3	5.3	7.7	Printing, service activities related to printing and reproduction of recorded media
12.3	16.1	19.5	12.8	12.8	13.6	10.3	11.2	11.9	12.1	10.4	11.4	11.3	10.1	8.6	10.4	Printing
-15.8	-17.4	-9.3	-12.1	-16.5	-19.5	-4.9	-9.8	-14.4	-12.4	-13.0	-14.4	-7.2	-6.1	-10.6	-5.5	Service activities related to printing
																Reproduction of recorded media
-17.6	1.6	4.8	-7.5	-8.5	-7.0	-4.4	-2.4	-2.1	-6.7	-9.4	-8.6	-9.9	-8.1	-6.4	-2.7	Manufacture of refined petroleum products
1.5	1.9	7.1	3.3	1.8	-2.2	0.4	6.8	10.7	4.1	7.2	5.1	-2.4	-1.7	-2.3	-3.2	Manufacture of basic chemicals, fertilizer and nitrogen compounds, plastics and synthetic rubber in primary forms
25.6	44.8	47.0	44.4	57.3	32.9	33.2	56.0	46.8	52.0	54.0	43.5	17.0	17.3	-1.9	15.1	Manufacture of liquefied or compressed inorganic industrial or medical gases
																Manufacture of basic organic chemicals
11.8	1.8	11.6	6.2	6.9	3.8	6.4	13.5	21.1	1.4	9.5	3.3	-4.5	-3.1	-1.6	-0.3	Manufacture of inorganic compounds
																Manufacture of fertilizers
-33.6	-10.5	-15.8	-27.5	-27.6	-26.9	-18.5	-11.1	3.3	15.0	3.6	5.0	1.8	3.7	3.3	2.2	Manufacture of associated nitrogen products
-6.7	0.9	0.5	2.5	-5.1	-9.9	-10.7	-5.7	-6.5	-4.0	-8.1	-8.2	-17.0	-16.6	-16.5	-23.9	Manufacture of plastics in primary forms
4.4	5.3	14.6	3.3	10.3	6.9	14.8	14.6	9.6	34.9	45.6	55.1	57.2	57.1	46.1	56.2	Other industry
7.5	5.6	7.0	5.3	3.9	0.8	0.4	-5.6	-11.8	3.1	-4.0	-3.6	-2.8	-4.0	-2.6	-3.9	Manufacture of other chemical products and man-made fibres
2.8	-8.2	-10.8	-17.4	-14.5	-20.8	-22.5	-16.0	-20.0	-18.9	-20.2	-20.1	-14.1	-17.3	-17.9	-22.3	Manufacture of pesticides and other agrochemical products
14.7	9.0	13.0	5.7	5.1	5.5	9.7	-11.2	-18.2	0.2	-13.4	-13.9	-14.0	-13.5	-14.2	-12.7	Manufacture of paints, varnishes and similar coatings ink and mastics
5.8	-6.6	10.8	9.4	8.2	19.3	2.6	2.9	-13.4	-4.1	-4.0	-7.1	-1.0	10.3	2.4	7.2	Manufacture of printing ink
																Manufacture of soap and detergents, cleaning and polishing preparations
-1.9	1.8	2.2	5.7	0.9	-4.1	-8.0	-11.3	-15.5	-0.7	-2.4	-4.0	-1.8	-6.8	-4.7	-9.1	Manufacture of perfumes and toilet preparations
																Manufacture of photographic plates, films, sensitized paper and other sensitized unexposed materials
17.0	18.2	18.6	17.7	17.6	13.3	14.6	20.2	12.6	31.7	21.7	22.9	21.3	22.8	29.5	30.1	Manufacture of writing and drawing ink
																Manufacture of other chemical products n.e.c.
-3.7	8.9	-1.2	27.6	10.5	-4.8	-19.3	-16.6	-1.3	-1.9	1.8	36.0	-9.0	-8.1	-12.3	-19.7	Other industry
3.0	9.4	8.7	5.4	4.9	1.7	4.6	6.1	3.4	7.2	6.9	7.5	10.0	8.2	8.8	9.1	Manufacture of pharmaceuticals, medicinal chemical and botanical products
2.4	9.6	9.0	0.4	2.3	-2.1	0.9	1.0	3.6	7.1	5.2	4.0	8.9	8.1	8.7	8.5	Manufacture of medicinal active substances to be used for their pharmacological properties in the manufacture of medicaments
6.1	8.4	7.6	27.3	16.1	18.1	22.3	29.3	2.7	7.8	14.7	26.2	15.1	8.5	9.6	11.3	Other industry
5.2	5.0	10.1	11.6	9.8	12.3	9.1	10.7	8.9	8.4	7.5	4.5	2.5	1.2	3.9	-1.6	Manufacture of rubber products
-9.9	-10.9	-11.4	-6.2	-6.3	0.5	10.1	7.1	7.1	2.6	1.9	2.9	-13.7	-2.5	9.8	10.5	Manufacture of rubber tyres for vehicles
5.9	7.8	19.9	16.0	3.7	3.8	5.0	8.8	9.4	19.7	9.7	13.3	11.7	15.5	6.5	11.3	Manufacture of interchangeable tyre treads and retreading rubber tyres
																Manufacture of other products of natural or synthetic rubber, unvulcanized, vulcanized or hardened
12.5	9.2	20.6	22.6	17.5	6.5	9.2	10.9	-4.3	-4.8	-1.8	-2.5	-9.0	-1.3	-1.6	-1.3	Rubber remilling and latex processing
4.4	4.3	10.1	11.4	10.1	15.5	10.6	13.0	12.8	12.0	10.0	5.9	5.0	2.6	5.5	-1.4	Manufacture of rubber gloves
11.7	13.9	7.8	9.6	8.1	2.2	-0.6	-1.8	-1.8	-1.9	-2.8	-1.8	-1.2	-7.9	-5.1	-9.3	Manufacture of other rubber products n.e.c.
5.2	4.8	6.0	5.1	4.6	6.3	6.5	2.2	2.0	1.8	1.4	1.5	-5.2	-5.6	-6.3	-5.1	Manufacture of plastics products
																Manufacture of semi-manufactures of plastic products
-3.0	-3.9	-1.4	-1.3	-4.3	1.6	7.3	1.8	2.5	2.9	-0.02	-2.0	-4.8	-4.6	-5.4	-3.7	Manufacture of finished plastic products
10.6	10.8	10.9	9.6	10.4	9.3	4.2	1.3	1.2	0.1	-0.03	2.4	-6.0	-5.9	-4.8	-3.3	Manufacture of plastic articles for the packing of goods
6.2	7.9	8.9	5.0	5.7	8.9	9.0	9.2	9.0	9.2	6.9	16.1	10.0	9.4	-1.9	1.5	Manufacture of builders' plastics ware
-7.0	-9.2	3.2	2.9	2.8	6.4	10.1	3.3	2.1	2.4	3.7	-5.4	-7.6	-7.3	-9.1	-9.2	Manufacture of plastic tableware, kitchenware and toilet articles
14.1	15.8	7.7	6.6	6.4	6.3	6.8	2.0	1.2	1.5	2.6	4.4	-6.5	-8.9	-9.1	-8.4	Manufacture of diverse plastic products n.e.c.
1.7	4.5	14.0	1.1	3.0	0.6	-5.3	-4.4	-9.8	-2.5	3.3	6.1	3.9	5.1	0.8	6.7	Manufacture of glass and glass products

Jadual Table **1.4b** : Nilai Jualan Sektor Pembuatan Mengikut Kumpulan: Perubahan Peratusan Tahunan
: Sales Value of Manufacturing Sector by Group: Annual Percentage Change

Kod Kumpulan Group code	Keterangan Kumpulan/Tempoh	2023		2024				2025		2024		2024			
		2023	2024	Q1	Q2	Q3	Q4	Q1	Q2	(Jan. - Ogo.)	(Jan. - Ogo.)	Jan.	Feb.	Mac	Apr.
239	Pembuatan pengeluaran galian bukan logam t.t.t.l.	8.4	6.6	7.9	8.5	7.3	3.0	2.7	2.9	8.3	2.2	12.7	3.9	7.2	10.2
23911	Pembuatan mortar refraktori dan konkrit &	7.9	3.4	5.2	-0.1	1.7	6.5	10.4	9.2	3.2	9.9	13.5	1.5	1.0	1.2
23921	Pembuatan seramik bukan refraktori														
23930	Pembuatan produk porselin dan seramik lain	-7.0	-6.4	-13.5	-1.3	1.3	-11.3	-6.4	-14.7	-5.1	-13.2	-15.0	-14.1	-11.1	-2.5
23941	Pembuatan simen hidraulik	12.4	2.2	2.7	3.9	2.1	0.1	-0.1	-5.4	3.1	-3.4	2.7	0.1	5.0	5.5
23951	Pembuatan konkrit dan mortar siap bancuh dan banchuan kering	9.1	3.8	5.2	4.2	5.4	0.3	1.9	-0.4	4.9	-0.5	9.1	0.8	5.7	10.4
23952	Pembuatan konkrit pratuangan, simen atau artikel batu buatan yang digunakan dalam pembinaan;														
23953	& Pembuatan komponen struktur pasang siap untuk bangunan atau kejuruteraan awam dari simen, batu atau konkrit buatan	7.3	13.0	17.1	15.4	12.3	7.3	5.7	9.3	15.7	7.3	27.0	11.5	13.3	17.7
23959	& Pembuatan artikel konkrit, simen dan plaster lain t.t.t.l.														
23990	Pembuatan produk mineral bukan logam lain t.t.t.l. Industri lain	4.7	10.3	7.1	19.8	14.5	1.2	-3.6	4.1	15.0	0.9	9.6	1.0	11.1	11.0
		8.9	-6.2	-9.7	-13.5	-2.1	1.5	7.3	11.1	-8.7	4.5	-5.0	-3.6	-19.8	-10.6
241															
(24101 & 24102 & 24103 & 24104 & 24109)	Pembuatan besi dan keluli asas	6.7	7.0	7.2	11.2	7.8	3.1	0.4	6.8	9.1	3.9	5.9	7.9	7.7	14.7
242															
(24201 & 24202 & 24209)	Pembuatan logam asas berharga dan logam bukan ferus lain	1.0	4.4	-0.4	9.8	7.9	1.9	9.6	3.9	6.2	6.5	1.3	-3.2	0.8	5.1
243	Pengacuan logam	7.6	10.9	20.0	12.9	7.4	4.3	-2.4	0.4	13.9	2.0	23.1	18.1	18.8	28.1
251 & 252	Pembuatan produk struktur logam, tangki, takungan, penjana wap, senjata dan peluru	11.6	4.7	11.4	8.8	0.6	-2.1	-1.9	-2.5	7.9	-1.9	10.4	14.5	9.5	11.8
25113	Pembuatan pintu, tingkap dan bingkai, penutup tingkap dan pintu pagar daripada logam	12.3	6.8	10.2	7.8	4.8	4.2	1.9	1.3	7.9	1.0	11.4	11.3	7.8	10.7
25119	Pembuatan produk struktur logam lain														
25120	Pembuatan tangki, takungan dan kontena daripada logam	10.4	1.4	17.7	14.3	-8.0	-16.2	-10.7	-11.8	10.7	-8.6	10.2	27.5	17.0	17.3
	Industri lain	7.0	-18.0	-15.5	-18.6	-20.4	-17.7	-15.9	-8.0	-18.3	-9.8	-13.3	-14.1	-19.1	-15.3
259	Pembuatan lain-lain produk yang direka daripada logam; aktiviti perkhidmatan kerja logam	6.6	14.3	13.7	17.5	15.5	10.7	8.6	7.7	15.8	8.1	14.0	4.8	22.8	21.4
25910	Tempaan, tekanan, hentakan dan bentuk gelekkan logam; serbuk metalurgi	5.3	3.3	2.8	3.2	3.4	3.7	3.8	5.4	3.2	5.2	4.6	2.5	1.5	4.8
25920	Rawatan dan penyalutan logam; menggunakan mesin	12.8	52.2	23.5	66.1	69.4	56.0	39.7	23.0	48.3	26.4	5.9	7.1	65.1	60.0
25991	Pembuatan tin untuk produk makanan dan minuman, tiub dan kotak boleh dilipat	6.4	9.6	26.0	17.3	0.0	-2.2	-4.5	1.1	16.2	1.2	31.8	16.1	30.1	30.9
25992	Pembuatan kabel, plaited bands (jalur/pita berpintal) dan artikel seumpamanya daripada logam	-1.8	13.3	12.7	16.7	14.8	9.1	6.5	7.1	15.0	9.1	11.0	6.5	20.9	22.6
25993	Pembuatan bolt, skru, nat dan produk uliran seumpamanya														
25994	Pembuatan barangan rumah daripada logam	13.2	8.9	11.2	12.5	6.0	6.0	-0.7	0.8	10.2	1.3	12.3	13.8	7.3	7.2
25999	Pembuatan produk lain yang direka daripada logam t.t.t.l. Industri lain	13.1	7.7	8.3	5.9	12.4	4.8	6.5	3.8	8.7	2.1	16.3	-7.0	16.3	8.6
		43.8	21.3	18.0	23.7	24.9	18.9	12.8	13.4	22.6	8.6	16.1	19.8	18.1	20.9
261	Pembuatan komponen dan papan elektronik	2.5	3.3	-1.7	3.2	5.7	6.1	8.3	5.5	1.7	6.6	-2.3	-3.3	0.1	-2.3
26101	Pembuatan diod, transistor dan alatan semikonduktor yang seumpamanya	-2.9	4.4	-2.0	6.4	6.8	6.8	8.4	4.9	3.1	6.1	-6.6	-2.8	2.3	2.2
26102	Pembuatan litar elektronik bersepadu dengan pemasangan mikro														
26103	Pembuatan kapasitor dan perintang elektrik														
26104	& Pembuatan papan litar bercetak	8.4	-3.7	-7.5	-5.6	-0.8	-0.6	6.3	7.4	-5.3	8.0	-3.9	-10.1	-7.8	-11.3
26105	& Pembuatan komponen paparan														
26109	Pembuatan komponen lain untuk aplikasi elektronik	35.3	52.8	78.3	47.8	45.7	47.3	20.1	-1.4	56.6	2.1	94.4	83.5	60.8	37.8
262															
(26201 & 26202)	Pembuatan komputer dan kelengkapan peranti	2.2	25.0	19.5	31.7	32.9	15.2	10.9	9.0	28.4	9.9	15.5	17.8	25.3	29.4
263/ 26300	Pembuatan peralatan komunikasi	41.7	23.3	32.5	25.3	18.8	19.4	5.7	-10.5	28.3	-5.2	42.1	38.2	20.9	8.1
264/ 26400	Pembuatan peralatan elektronik pengguna	-1.5	0.2	-3.2	5.8	2.7	-4.6	-4.8	10.9	3.5	3.5	0.9	-0.3	-8.9	-9.6
265	Pembuatan kelengkapan mengukur, menguji, memandu arah dan kawalan; jam tangan dan jam	3.1	22.8	12.8	28.2	27.2	23.4	19.2	10.2	22.6	11.1	8.1	17.5	13.5	21.7
26511	Pembuatan kelengkapan mengukur, menguji, memandu arah dan kawalan	4.5	26.1	13.3	31.8	32.4	27.2	19.7	8.6	25.4	10.2	8.3	18.3	14.0	23.9
26512	Pembuatan kelengkapan kawalan proses perindustrian														
26520	Pembuatan jam tangan dan jam dan bahagiannya	-6.5	-3.5	8.6	-0.1	-11.2	-7.6	14.9	27.1	0.3	20.3	6.4	10.6	9.1	4.0
266/ 26600	Pembuatan peralatan penyinaran, perubatan elektro dan elektroterapeutik	4.6	6.8	25.5	9.8	0.2	-5.2	1.3	4.6	13.7	4.0	48.4	17.8	12.9	13.4

2025															Group Description/Period	
Mei	Jun	Jul.	Ogo.	Sep.	Okt.	Nov.	Dis.	Jan.	Feb.	Mac	Apr.	Mei	Jun	Jul.	Ogo.	
8.0	7.0	10.4	7.5	4.2	4.2	1.8	3.0	2.2	2.6	3.3	4.3	3.4	0.8	0.8	-0.1	Manufacture of non-metallic mineral products n.e.c.
																<i>Manufacture of refractory mortars and concretes</i>
-0.01	-1.6	3.2	6.4	-3.8	2.6	3.5	13.2	4.0	16.7	10.9	13.2	9.3	5.0	15.3	5.0	<i>Manufacture of non-refractory ceramic</i>
-3.3	2.1	6.4	-1.1	-1.4	-9.5	-11.3	-13.0	-13.3	-7.6	2.6	-10.9	-11.7	-21.3	-21.9	-18.5	<i>Manufacture of other porcelain and ceramic products</i>
3.5	2.6	3.6	1.4	1.2	1.4	-2.9	2.1	1.2	1.6	-2.9	-1.1	-2.6	-13.2	-7.8	-4.0	<i>Manufacture of hydraulic cement</i>
1.3	0.9	4.0	6.9	5.1	5.3	-2.0	-1.7	1.6	1.8	2.3	2.8	1.0	-5.3	-2.2	-6.8	<i>Manufacture of ready-mix and dry-mix concrete and mortars</i>
																<i>Manufacture of precast concrete, cement or artificial stone articles for use in construction</i>
13.8	14.4	15.9	11.8	9.4	8.3	7.6	6.1	5.0	5.1	7.0	7.3	9.4	11.4	7.3	6.4	<i>Manufacture of prefabricated structural components for building or civil engineering of cement, concrete or artificial stone</i>
																<i>Manufacture of other articles of concrete, cement and plaster n.e.c.</i>
29.1	19.9	29.0	14.3	1.9	1.2	1.9	0.5	-1.2	-7.3	-2.5	5.4	-2.2	9.6	6.5	-0.5	<i>Manufacture of other non-metallic mineral products n.e.c.</i>
-13.5	-16.5	4.6	-2.3	-8.2	-1.2	1.3	4.4	-4.1	-0.6	28.6	14.2	17.1	1.2	-16.9	-1.2	<i>Other industry</i>
11.0	7.3	11.2	7.8	5.4	8.6	1.1	-0.3	0.5	-0.3	1.1	6.8	6.0	7.7	9.4	3.0	Manufacture of basic iron and steel
7.5	20.1	21.4	8.2	-0.2	-4.0	4.5	5.2	3.8	12.9	12.0	5.1	2.4	4.1	4.2	5.8	Manufacture of basic precious and other non-ferrous metals
13.6	-2.4	7.9	5.2	9.3	4.8	3.9	4.2	-6.1	-3.5	2.5	-2.9	-3.0	8.2	12.7	11.1	Casting of metals
5.2	9.5	0.1	1.3	0.2	-2.1	-3.7	-0.6	-2.6	-1.5	-1.5	-1.0	-1.7	-4.7	-0.8	-0.7	Manufacture of structural metal products, tanks, reservoirs , steam generators , weapons and ammunition
4.7	8.1	5.2	3.0	6.3	4.7	1.8	6.1	0.8	1.4	3.8	3.8	0.3	-0.4	-1.4	-1.2	<i>Manufacture of metal doors, windows and their frames, shutters and gates</i>
																<i>Manufacture of other structural metal products</i>
8.9	16.4	-9.4	-0.6	-13.6	-16.5	-15.8	-16.2	-10.0	-8.1	-13.6	-12.9	-7.0	-14.9	1.4	0.3	<i>Manufacture of tanks, reservoirs and containers of metal</i>
-17.6	-22.9	-22.4	-22.5	-15.8	-16.6	-18.8	-17.7	-20.5	-14.0	-12.9	-6.3	-5.1	-12.8	-9.4	5.8	<i>Other industry</i>
13.7	17.1	16.0	16.6	14.1	12.6	10.5	9.1	7.8	11.5	6.9	7.5	7.7	7.9	7.4	8.3	Manufacture of other fabricated metal products; metal working service activities
2.1	2.6	3.3	3.8	3.1	4.1	3.2	3.8	2.6	3.5	5.2	6.1	4.9	5.3	7.5	6.3	<i>Forging, pressing, stamping and roll-forming of metal; powder metallurgy</i>
56.7	82.0	55.3	80.8	73.2	62.3	64.7	43.7	44.5	50.7	27.3	28.9	19.8	20.1	15.3	10.8	<i>Treatment and coating of metals; machining</i>
13.9	7.3	2.8	-1.4	-1.2	1.5	-3.9	-3.8	-6.5	-3.6	-3.2	-3.6	4.0	3.6	14.3	8.8	<i>Manufacture of tins and cans for food products, collapsible tubes and boxes</i>
																<i>Manufacture of metal cable, plaited bands and similar articles</i>
13.4	14.1	13.6	19.0	11.8	8.7	8.9	9.8	8.9	7.5	3.4	4.8	6.0	10.7	16.0	16.9	<i>Manufacture of bolts, screws, nuts and similar threaded products</i>
8.4	22.7	2.5	8.0	7.6	2.3	8.3	7.5	-2.9	-2.1	3.1	3.7	5.9	-6.9	8.8	2.1	<i>Manufacture of metal household articles</i>
2.1	6.7	17.6	9.7	10.1	8.0	3.1	3.4	1.8	12.8	5.9	6.3	6.1	-1.6	-10.6	-3.0	<i>Manufacture of any other fabricated metal products n.e.c.</i>
18.9	32.0	32.1	23.8	19.4	21.0	19.1	16.6	9.8	9.9	18.4	13.4	12.9	13.8	-7.3	0.2	<i>Other industry</i>
9.1	2.8	2.1	7.7	6.9	0.1	10.2	8.5	8.2	8.8	7.9	10.8	3.4	2.9	7.5	4.0	Manufacture of electronic components and boards
																<i>Manufacture of diodes, transistors and similar semiconductor devices</i>
11.7	5.4	2.1	10.0	8.0	1.2	12.0	7.8	7.5	9.3	8.4	11.1	4.7	0.04	7.4	2.1	<i>Manufacture of electronic integrated circuits micro assemblies</i>
																<i>Manufacture of electrical capacitors and resistors</i>
-0.03	-5.1	-2.7	0.1	-0.05	-7.9	3.3	3.5	7.5	5.7	6.0	10.1	3.1	9.2	11.2	11.6	<i>Manufacture of printed circuit boards</i>
																<i>Manufacture of display components</i>
65.5	40.4	43.8	45.4	47.4	46.9	45.1	49.9	18.1	26.6	15.9	13.6	-7.1	-7.3	-12.8	-22.4	<i>Manufacture of other components for electronic applications</i>
29.2	37.1	40.4	31.5	24.0	15.9	10.6	18.7	14.1	8.7	10.3	9.7	10.5	6.7	5.9	14.1	Manufacture of computers and peripheral equipment
46.2	21.7	31.8	24.9	4.5	19.1	30.4	10.1	10.3	5.0	2.2	-2.0	-16.8	-10.3	-10.3	-10.3	Manufacture of communication equipment
10.8	15.6	10.7	8.6	-9.1	-3.3	-8.8	-1.1	-14.6	-7.4	6.3	8.7	11.0	12.4	11.1	-2.4	Manufacture of consumer electronics
38.0	25.2	24.6	35.1	22.6	22.1	25.6	22.6	24.0	18.1	15.7	18.6	6.6	7.1	9.0	-5.1	Manufacture of measuring, testing, navigating and control equipment; watches and clocks
																<i>Manufacture of measuring, testing, navigating and control equipment</i>
41.6	29.6	30.1	40.7	27.2	26.7	29.4	25.7	24.3	17.8	17.0	17.4	4.9	5.4	7.6	-7.0	<i>Manufacture of industrial process control equipment</i>
8.3	-10.3	-13.0	-5.5	-14.8	-14.1	-4.3	-3.9	21.3	20.8	2.5	30.1	24.9	26.5	23.3	15.6	<i>Manufacture of watches and clocks and parts</i>
26.2	-8.1	2.0	1.3	-2.5	-7.3	-7.1	-1.0	-4.3	13.1	-3.1	5.2	1.7	7.6	7.4	8.4	Manufacture of irradiation, electromedical and electrotherapeutic equipment

Jadual Table **1.4b** : Nilai Jualan Sektor Pembuatan Mengikut Kumpulan: Perubahan Peratusan Tahunan
 : Sales Value of Manufacturing Sector by Group: Annual Percentage Change

Kod Kumpulan Group code	Keterangan Kumpulan/Tempoh	2023		2024				2025		2024	2025	2024			
		2023	2024	Q1	Q2	Q3	Q4	Q1	Q2	(Jan. - Ogo.)	(Jan. - Ogo.)	Jan.	Feb.	Mac	Apr.
267 (26701 & 26702) & 268 (26800)	Pembuatan peralatan optikal, kelengkapan fotografi, media magnetik dan optikal	24.2	14.4	33.4	11.2	-0.1	16.1	6.7	29.8	16.0	20.5	44.7	33.2	24.0	18.5
271	Pembuatan motor elektrik, penjana, transformer dan perkakasan pengagihan dan pengawalan elektrik	11.9	2.5	4.3	4.1	-2.2	4.8	1.6	4.3	2.2	1.5	8.6	4.7	-0.1	7.6
	27101 Pembuatan motor elektrik, penjana dan transformer	-4.6	3.7	2.1	5.0	2.4	5.6	-7.2	-1.0	2.9	-8.7	4.9	0.8	0.3	6.4
	27102 Pembuatan perkakasan pengagihan dan pengawalan elektrik	19.7	2.0	5.2	3.8	-4.0	4.5	4.9	6.3	1.9	5.3	10.1	6.2	-0.2	8.1
272/ 27200	Pembuatan bateri dan akumulator	-3.4	11.7	-3.6	0.2	48.1	6.5	35.6	32.9	10.6	29.5	-6.7	-4.0	0.6	-1.2
273	Pembuatan pendawaian dan peranti pendawaian	-8.7	-1.8	-6.8	-1.5	-0.3	1.5	-3.7	2.3	-3.2	1.2	1.6	-11.3	-10.6	-4.6
	27310 Pembuatan kabel gantian optikal	27.3	-7.7	4.7	-5.9	-15.9	-12.6	-26.0	-26.0	-6.0	-22.2	8.2	9.3	-3.2	-1.2
	27320 Pembuatan wayar dan kabel elektronik dan elektrik lain	-9.7	-2.1	-8.4	-2.4	0.8	1.8	-3.3	4.2	-3.9	2.3	0.2	-13.6	-12.0	-6.2
	27330 Pembuatan alatan pendawaian pembawa dan bukan pembawa arus untuk litar elektrik (tanpa mengira jenis bahan)	-14.4	7.6	11.0	14.8	-3.2	8.3	5.4	-1.7	9.0	3.3	19.6	10.3	3.7	17.6
274/ 27400	Pembuatan kelengkapan pencahayaan elektrik	9.4	20.5	16.5	13.5	20.2	30.1	17.3	21.1	15.9	18.3	26.1	15.2	8.4	19.4
275/ 27500	Pembuatan perkakasan domestik	-3.9	2.0	3.1	1.7	1.1	2.1	-3.9	-5.6	2.2	-4.0	4.6	3.7	1.1	1.5
279/ 27900	Pembuatan kelengkapan elektrik lain	15.2	-13.4	-6.5	-16.1	-16.7	-13.7	-1.5	-5.6	-12.6	-3.2	2.2	-11.6	-10.1	-15.8
281 & 282	Pembuatan jentera kegunaan umum dan kegunaan khas	-1.9	3.8	1.9	3.2	3.0	6.6	8.1	9.3	2.9	8.7	3.3	1.6	0.7	4.6
	28120 Pembuatan alat-alat kuasa bendalir &	-10.5	-4.2	2.0	-0.8	-4.0	-10.9	-1.1	9.3	2.5	1.5	8.6	-1.4	-2.0	-4.8
	28130 Pembuatan pam, pemampat, kepala paip dan injap lain														
	28180 & 28180 Pembuatan alatan tangan yang menggunakan kuasa dilengkapkan dengan motor elektrik atau bukan motor elektrik atau pneumatik	-2.8	12.5	13.9	16.5	11.4	8.7	13.8	11.1	15.1	11.8	11.8	11.1	19.0	18.9
	28220 Pembuatan jentera pembentukan logam dan alatan mesin														
	28192 Pembuatan mesin penyaman udara, termasuk untuk kenderaan bermotor	-16.3	7.4	2.9	2.4	12.9	12.6	6.0	3.3	4.8	2.1	5.9	4.9	-1.8	-0.1
	28290 Pembuatan lain-lain mesin bertujuan khas t.t.t.l. Industri lain	-1.7	-11.2	-23.0	-11.0	-10.8	1.0	-0.6	1.5	-15.7	2.9	-19.8	-24.3	-25.0	-12.2
		14.3	4.9	8.7	3.0	-0.2	8.3	10.6	16.3	3.9	14.6	9.0	9.2	7.8	10.9
291 (29101 & 29102)	Pembuatan kenderaan bermotor	15.0	2.6	16.4	20.8	1.9	-18.6	-25.6	-14.5	16.8	-17.9	29.4	19.6	0.8	43.0
292/ 29200	Pembuatan kerangka (coachwork) untuk kenderaan bermotor; pembuatan treler dan semi treler	9.3	-10.2	-25.4	-19.3	-3.1	5.7	30.0	21.4	-18.1	26.0	-25.1	-28.4	-23.2	-26.9
293/ 29300	Pembuatan alat ganti dan aksesori untuk kenderaan bermotor	12.6	5.3	9.3	5.3	5.3	1.7	-9.2	-0.2	7.1	-2.0	16.9	13.9	-1.7	16.3
301 (30110 & 30120)	Pembinaan kapal dan bot	11.8	3.4	-9.2	-2.6	6.0	21.6	20.8	13.1	-3.3	18.8	-12.3	-10.6	-5.3	-6.1
302, 303, 304 & 309	Pembuatan lokomotif keretapi, rolling stock, kapal angkasa dan udara, jentera berkaitan, kenderaan tempur ketenteraan, dan kelengkapan pengangkutan t.t.t.l.	-2.4	1.2	9.2	6.1	-0.1	-8.5	-9.8	-7.4	5.6	-9.1	13.9	10.4	3.8	8.1
	30910 Pembuatan motosikal	5.6	10.2	31.1	17.3	0.4	-2.7	1.4	9.6	18.4	6.1	41.4	30.3	21.5	22.3
	30920 Pembuatan basikal dan invalid carriages Industri lain	-19.2	-0.9	-8.8	-4.9	4.7	6.8	-3.3	-7.6	-4.5	-9.6	-4.3	-17.0	-5.5	-7.3
		3.0	-2.6	7.4	5.8	-2.4	-17.1	-19.2	-17.6	3.7	-18.1	9.2	15.0	0.2	8.7
310	Pembuatan perabot	0.2	8.4	12.6	10.5	7.0	3.9	4.0	3.9	10.7	4.2	13.0	9.2	15.3	16.1
	31001 Pembuatan perabot kayu dan rotan Industri lain	-1.4	10.8	15.1	15.1	7.5	6.0	5.9	6.2	13.5	5.7	13.7	9.8	21.5	22.1
		1.8	6.0	10.0	6.1	6.4	1.9	2.0	1.6	7.8	2.6	12.4	8.6	8.8	10.3
321 (32110 & 32120)	Pembuatan barang kemas, bijouterie dan artikel berkaitan	-1.4	19.6	12.9	17.4	33.6	15.6	13.2	3.4	21.2	7.7	12.4	9.8	16.7	18.2
322, 325 & 329	Pembuatan instrumen muzik, peralatan dan bekalan perubatan dan pergigian dan pembuatan lain t.t.t.l.	12.8	-8.7	-0.6	-3.8	-17.9	-11.4	-1.4	6.0	-6.9	3.4	1.6	-0.9	-2.6	-1.7
	32901 Pembuatan alat tulis Industri lain	6.1	5.2	-4.9	7.0	9.2	9.6	9.0	2.6	3.2	1.6	-4.7	-10.3	0.4	4.9
		14.9	-12.9	0.8	-7.1	-25.6	-17.5	-4.7	7.2	-10.0	4.0	3.8	2.3	-3.6	-3.7
323/ 32300	Pembuatan barangan sukan	15.5	-4.0	4.6	-2.6	-7.2	-11.9	-5.7	1.7	-0.3	2.6	10.9	6.3	-2.4	-1.7
324/ 32400	Pembuatan permainan dan mainan	-15.1	15.1	-6.3	3.6	42.6	26.7	14.3	-4.8	9.9	4.3	-15.9	-1.2	-1.5	-9.2
331 & 332	Pembaikan pemasangan produk logam, jentera, kelengkapan dan pemasangan jentera perindustrian dan kelengkapan	7.3	4.7	4.7	7.1	4.1	3.3	6.2	7.7	5.7	6.5	3.4	3.0	7.4	5.6
	33150 Pembaikan dan penyelenggaraan kelengkapan pengangkutan kecuali motosikal dan basikal Industri lain	7.9	14.6	12.0	19.3	11.9	15.6	16.6	14.2	15.0	16.3	9.2	12.8	13.7	14.0
		6.9	-1.1	0.6	0.2	-0.7	-4.2	-0.4	3.3	0.3	0.1	0.3	-2.2	3.4	-0.03
Jumlah Pembuatan		0.2	4.6	1.8	5.7	6.5	4.4	4.0	3.4	4.9	3.5	3.2	0.7	1.4	5.7

2025																Group Description/Period
Mei	Jun	Jul.	Ogo.	Sep.	Okt.	Nov.	Dis.	Jan.	Feb.	Mac	Apr.	Mei	Jun	Jul.	Ogo.	
16.6	-0.6	1.5	-0.8	-0.9	19.9	14.1	14.5	7.0	7.9	5.2	14.3	43.0	32.2	28.6	32.5	Manufacture of optical instruments, photographic equipment, magnetic and optical media
7.7	-2.5	-2.3	-2.9	-1.5	7.4	3.1	3.6	0.1	2.4	2.5	2.9	5.2	4.9	0.4	-5.0	Manufacture of electric motors, generators, transformers and electricity distribution and control apparatus
6.9	1.8	2.6	0.7	3.9	12.0	1.6	2.3	-10.0	-5.2	-5.9	-5.5	1.7	0.8	-9.5	-28.8	<i>Manufacture of electric motors, generators and transformers</i>
8.0	-3.9	-4.0	-4.3	-3.6	5.6	3.6	4.1	4.1	5.2	5.5	5.9	6.5	6.4	4.0	5.0	<i>Manufacture of electricity distribution and control apparatus</i>
8.0	-5.4	64.6	49.1	35.3	8.5	8.7	2.1	33.8	38.7	34.5	35.7	33.9	29.3	15.5	21.8	Manufacture of batteries and accumulators
6.1	-5.9	0.6	-1.3	-0.1	3.2	1.0	0.2	-5.7	-3.4	-1.7	0.1	-0.6	7.9	9.4	3.6	Manufacture of wiring and wiring devices
-5.3	-10.6	-25.1	-12.5	-8.7	-17.1	-5.6	-14.3	-24.4	-26.6	-27.1	-26.4	-25.7	-25.9	-8.0	-12.9	<i>Manufacture of fibre optic cables</i>
5.9	-6.7	2.1	-0.3	0.7	4.0	0.8	0.4	-5.6	-2.8	-1.0	1.2	1.3	10.6	10.1	4.3	<i>Manufacture of other electronic and electric wires and cables</i>
17.0	9.9	0.7	-4.9	-5.0	5.7	8.8	10.3	5.4	4.7	6.3	5.0	-7.7	-1.7	10.9	6.1	<i>Manufacture of current-carrying and non current-carrying wiring devices for electrical circuits regardless of material</i>
17.0	4.8	10.4	25.3	24.4	32.3	21.8	36.8	10.3	21.5	20.8	21.9	20.2	21.3	20.7	12.6	Manufacture of electric lighting equipment
1.4	2.1	5.1	-1.0	-0.4	2.0	2.1	2.2	-2.8	-1.4	-7.3	-6.2	-9.6	-1.3	-1.5	-1.9	Manufacture of domestic appliances
-16.2	-16.2	-16.8	-14.3	-18.8	-14.2	-19.6	-6.9	-1.0	-2.2	-1.3	-1.2	-7.3	-7.8	-6.3	1.4	Manufacture of other electrical equipment
2.4	2.7	5.6	2.8	0.7	3.3	7.2	9.2	9.0	10.6	4.5	9.5	7.7	10.5	12.4	4.9	Manufacture of general-purpose and special-purpose machinery
0.8	1.6	8.5	8.9	-20.4	-20.9	-10.7	-1.3	-4.0	-10.3	14.1	12.0	11.8	4.4	8.8	-19.4	<i>Manufacture of fluid power equipment</i>
15.0	15.6	16.5	12.6	5.6	8.8	8.4	8.8	11.3	23.7	6.8	10.3	10.2	12.7	13.4	6.8	<i>Manufacture of other pumps, compressors, taps and valves</i>
-1.6	10.3	13.0	13.2	12.6	15.6	12.4	10.3	9.0	7.8	1.1	9.0	-3.0	4.1	3.1	-15.0	<i>Manufacture of power-driven hand tools with self-contained electric or non-electric motor or pneumatic drives</i>
-3.4	-16.6	-15.0	-5.5	-10.8	-11.0	5.8	8.3	8.7	-1.1	-9.7	-1.2	-1.4	7.9	12.2	9.6	<i>Manufacture of metal-forming machinery and machine tools</i>
-0.5	-0.6	5.1	-6.6	1.9	5.4	7.9	11.6	9.8	11.3	10.8	15.1	18.3	15.6	17.4	18.4	<i>Manufacture of air-conditioning machines, including for motor vehicles</i>
23.0	-0.6	6.3	18.7	-17.2	-10.9	-24.2	-19.6	-30.7	-22.2	-22.8	-13.1	-18.5	-10.8	-8.1	-11.2	Manufacture of motor vehicles
-26.4	-1.4	-2.1	-7.3	0.02	3.2	7.3	6.6	62.3	20.4	8.8	24.7	20.6	19.1	26.1	28.4	Manufacture of bodies (coachwork) for motor vehicles; manufacture of trailers and semi-trailers
10.8	-10.2	7.5	5.5	2.9	5.2	-0.8	1.0	-9.7	-8.9	-9.0	-3.0	-6.1	10.4	7.5	3.5	Manufacture of parts and accessories for motor vehicles
3.1	-3.1	10.5	7.2	1.6	1.6	34.6	33.2	34.1	22.3	9.1	3.5	12.2	28.4	27.6	24.8	Building of ships and boats
5.6	4.7	-0.02	-0.8	0.5	-0.2	-13.2	-11.1	-14.6	-9.8	-5.0	-4.8	-4.8	-12.7	-12.5	-8.6	Manufacture of railway locomotives, rolling stock, air and spacecraft, related machinery, military fighting vehicles and transport equipment n.e.c
22.6	8.0	5.2	2.9	-7.1	-0.7	-0.5	-6.6	-14.7	-3.4	25.0	10.2	11.4	6.9	7.4	9.2	<i>Manufacture of motorcycles</i>
-7.1	-0.1	1.5	6.4	6.3	6.4	6.9	7.1	-2.1	2.3	-9.4	-0.5	-2.4	-19.4	-25.2	-20.2	<i>Manufacture of bicycles and invalid carriages</i>
3.4	5.2	-3.8	-6.0	2.3	-2.5	-26.0	-20.4	-20.3	-18.4	-18.8	-15.2	-16.3	-21.3	-19.9	-14.1	<i>Other industry</i>
8.3	6.3	5.4	8.7	6.8	5.3	2.6	3.9	1.4	5.9	4.8	2.7	3.2	6.5	7.6	2.7	Manufacture of furniture
15.6	5.7	5.5	10.0	6.9	6.3	3.7	7.9	5.2	7.1	5.4	4.0	6.6	8.6	11.2	-1.4	<i>Manufacture of wooden and cane furniture</i>
1.9	6.8	5.3	7.2	6.6	4.3	1.4	0.1	-2.5	4.6	4.2	1.3	-0.2	4.5	3.8	7.4	<i>Other industry</i>
12.7	21.6	47.0	38.8	19.6	20.6	12.6	14.0	17.0	17.0	5.5	3.8	3.0	3.4	6.0	8.6	Manufacture of jewellery, bijouterie and related articles
-2.7	-7.3	-16.1	-21.8	-15.7	-16.7	-9.2	-8.0	-4.9	-4.9	5.7	6.2	4.9	7.3	6.9	5.6	Manufacture of musical instruments, medical and dental instruments and supplies and other manufacturing n.e.c.
4.7	11.6	13.3	5.1	9.7	10.4	9.1	9.2	7.6	10.6	8.9	5.3	4.9	-2.3	-9.1	-8.4	<i>Manufacture of stationery</i>
-4.9	-13.1	-24.6	-29.7	-22.3	-24.4	-14.3	-13.3	-9.0	-9.4	4.7	6.5	4.9	11.1	13.8	11.7	<i>Other industry</i>
-2.6	-3.8	-12.4	4.1	-12.0	-20.4	-8.0	-7.5	-8.5	-2.3	-6.1	-7.3	-7.6	27.0	22.5	19.6	Manufacture of sports goods
-6.3	37.8	57.3	44.4	28.6	21.9	30.2	29.0	24.9	18.2	2.7	3.6	-12.7	-3.5	3.0	11.5	Manufacture of games and toys
7.3	9.2	4.8	5.3	2.6	4.9	1.8	3.4	4.8	5.8	7.8	8.7	9.2	4.9	6.2	4.4	Repair of fabricated metal products, machinery and equipment and installation of industrial machinery and equipment
23.0	24.8	15.5	12.4	9.3	12.8	15.9	18.2	17.9	15.4	16.4	16.7	11.0	13.6	21.1	18.2	<i>Repair and maintenance of transport equipment except motorcycles and bicycles</i>
-0.8	1.5	-0.8	1.0	-1.9	-0.03	-6.9	-5.4	-2.9	-0.1	1.8	2.6	8.1	-0.5	-3.0	-5.0	<i>Other industry</i>
5.5	5.9	9.1	7.7	2.9	3.0	4.5	5.7	3.5	4.7	3.7	4.7	2.4	3.3	3.5	2.7	Total Manufacturing

Jadual Table **1.4c** : Nilai Jualan Sektor Pembuatan Mengikut Kumpulan: Perubahan Peratusan Bulanan/Suku Tahunan
 : Sales Value of Manufacturing Sector by Group: Monthly/Quarterly Percentage Change

Kod Kumpulan Group code	Keterangan Kumpulan/Tempoh	2024				2025		2024				
		Q1	Q2	Q3	Q4	Q1	Q2	Jan.	Feb.	Mac	Apr.	Mei
101	Pemprosesan dan pengawetan daging	3.3	3.2	0.1	4.6	-10.6	-9.4	5.9	2.6	-0.8	2.5	2.4
102	Pemprosesan dan pengawetan ikan, krustasea dan moluska	-4.6	0.2	-0.4	1.5	4.1	1.7	4.5	-10.8	3.8	0.7	2.3
	10201 Pengetinan ikan, krustasea dan moluska &	-4.9	0.1	-0.5	1.5	3.5	1.5	4.7	-11.4	4.3	1.1	1.5
	10202 Pemprosesan dan pengawetan ikan, krustasea dan moluska Industri lain	-0.3	1.5	0.2	2.2	10.9	4.5	2.0	-2.6	-3.3	-4.8	13.8
103	Pemprosesan dan pengawetan buah-buahan dan sayur - sayuran	1.5	3.8	-0.8	0.5	-1.7	1.0	8.3	-6.8	3.9	1.8	4.1
	10303 Pengetinan nanas &	-1.5	2.3	1.5	4.4	-19.7	-6.0	6.2	-5.1	7.3	-4.1	6.6
	10304 Pembuatan jem, marmalad dan sajian jeli Industri lain	2.5	4.3	-1.5	-0.7	4.3	2.8	9.0	-7.3	2.9	3.7	3.4
104	Pembuatan minyak dan lemak daripada sayuran dan haiwan	-16.8	10.5	15.0	9.0	-17.5	10.3	1.1	-23.5	-3.3	20.4	4.3
	10404 Pembuatan minyak sayuran mentah dan bertapis &	-1.9	-7.0	16.1	5.7	3.3	3.3	5.4	-12.6	1.3	-10.1	6.1
	10406 Pembuatan sebatian lemak masakan	9.1	0.5	18.6	7.6	-3.0	-2.6	-0.3	5.3	-3.6	-11.9	20.0
	10405 Pembuatan minyak kelapa Industri lain	-18.9	13.2	14.8	9.4	-20.1	11.5	0.5	-25.3	-4.0	25.8	4.0
105	Pembuatan produk tenusu	-2.8	2.0	2.4	5.1	-1.0	2.9	0.05	0.5	6.8	-1.7	2.0
	10502 Pembuatan susu pekat, tepung dan sejat Industri lain	-3.3	0.8	1.4	6.1	-1.2	1.9	-1.1	1.3	7.4	-2.2	0.4
		2.8	16.2	12.2	-3.9	0.4	12.1	13.1	-7.4	0.3	4.9	19.8
106	Pembuatan produk bijian, kanji dan produk berkanji	3.6	6.0	1.5	1.7	2.0	7.1	5.8	-6.5	12.2	-1.5	4.4
	10611 Pengilangan beras	4.9	10.5	2.0	-1.6	2.3	7.1	3.4	-5.8	20.0	-1.3	4.8
	10613 Pengilangan tepung Industri lain	2.3	2.0	1.7	5.2	1.6	7.5	7.8	-7.2	5.3	-2.0	4.7
		5.8	2.0	-8.9	0.2	2.3	1.0	9.3	-6.9	9.4	2.5	-6.0
107	Pembuatan produk makanan lain	-0.1	5.6	2.1	5.6	1.8	3.9	1.6	-3.4	5.3	0.8	6.1
	10711 Pembuatan biskut dan cookies	-9.9	4.8	6.3	5.0	-10.8	4.3	-7.9	-9.1	11.6	-0.2	1.4
	10712 Pembuatan roti, kek dan produk bakeri lain	3.5	5.8	6.2	4.4	7.5	4.4	7.2	-6.0	4.7	4.2	2.8
	10713 Pembuatan produk snek	3.4	10.5	-3.8	2.2	-7.9	-0.5	6.3	-11.7	16.4	-0.03	10.1
	10721 Pembuatan gula	-7.6	6.5	2.7	5.9	-4.8	7.2	-4.9	0.8	2.4	0.4	10.3
	10731 Pembuatan produk koko	16.3	21.4	5.4	18.5	-0.8	-8.0	18.3	1.2	-2.8	6.0	27.3
	10732 Pembuatan coklat dan produk coklat &	0.3	5.1	-2.3	5.3	4.8	10.4	-2.5	0.4	8.7	-1.3	5.7
	10733 Pembuatan konfeksi gula	-0.9	6.0	-5.4	8.1	-4.1	0.8	-0.5	-2.7	1.6	4.5	1.5
	10793 Pembuatan sos dan bahan perasa	-7.3	-4.2	6.7	7.6	5.1	0.4	-2.2	-3.9	-1.1	-1.5	0.7
	10799 Pembuatan produk makanan lain t.t.t.l. Industri lain	2.4	3.4	0.2	0.0	4.6	3.5	4.4	-3.7	5.7	-1.5	4.1
108/10800	Pembuatan makanan haiwan tersedia	-3.5	5.1	-2.0	-2.2	0.3	29.8	4.0	-1.1	8.2	-0.8	4.8
110	Pembuatan minuman ringan	-1.1	-0.4	6.0	7.2	-3.0	-3.0	2.4	-2.2	9.4	0.2	-6.9
	11041 Pembuatan minuman ringan	-2.4	0.2	11.1	6.7	-5.0	-3.2	-0.4	-5.6	12.2	2.3	-10.9
	11042 Pengeluaran air mineral semulajadi dan minuman lain yang dibotolkan Industri lain	-2.4	1.2	8.1	4.8	5.8	-0.05	0.1	4.7	3.0	1.9	-5.4
		1.5	-1.7	-2.9	8.8	-2.1	-3.6	8.3	1.5	7.0	-3.6	-0.7
120/12000	Pembuatan produk tembakau	29.4	-14.7	-20.6	17.4	26.4	-15.7	27.3	-0.6	20.3	-18.6	3.0
131	Pemintalan, penenunan dan penyiapan tekstil	8.4	7.2	-10.3	-2.7	3.4	8.4	12.1	-8.3	1.8	4.8	10.3
	13110 Penyediaan dan pemintalan gantian tekstil &	11.2	7.0	-11.2	-2.4	5.2	6.6	12.5	-9.2	6.0	5.0	4.4
	13120 Penenunan tekstil	1.4	8.4	-8.3	-3.9	-1.2	13.5	10.8	-6.2	-8.4	4.2	28.3
	13132 Pewarnaan, pelunturan, percetakan dan penyiapan akhir benang dan fabrik Industri lain	13.5	-22.2	9.4	8.9	11.1	8.6	26.8	13.4	-27.3	-9.7	5.8
139	Pembuatan tekstil lain	8.7	-3.7	-1.2	3.0	-3.6	-1.0	9.8	-1.8	0.5	-4.7	1.7
	13910 Pembuatan fabrik dikait dan dikrusye Industri lain	9.1	-2.3	-0.2	-4.3	5.7	2.2	10.0	-0.9	0.8	-2.6	-0.1
		8.5	-4.5	-1.8	7.5	-8.8	-3.0	9.6	-2.4	0.3	-5.9	2.8
141	Pembuatan pakaian, kecuali pakaian berbulu	2.7	-7.7	3.8	0.7	6.4	-11.1	5.1	-7.6	10.8	-8.7	-0.8
	14102 Pembuatan pakaian Industri lain	1.2	-8.5	3.5	0.2	7.5	-12.1	4.3	-9.1	11.3	-7.8	-2.8
		14.4	-2.4	5.3	3.9	0.1	-4.1	12.2	3.2	7.4	-14.5	14.1
142 & 143	Pembuatan artikel daripada kulit bulu dan pakaian yang dikait dan dikrusye	9.4	-14.7	2.9	2.1	6.8	-16.1	14.1	1.3	4.1	-12.0	-4.3
151 (15110 & 15120)	Penyamakan dan pembersihan kulit, pembuatan bagasi, beg tangan, pelana dan abah-abah pembersihan dan pewarnaan bulu	-7.2	-16.7	16.7	27.7	-8.5	-19.0	-2.6	-3.3	4.6	-15.1	-1.9
152	Pembuatan kasut	-3.9	-9.0	-6.3	5.7	0.2	5.7	1.6	-10.2	0.3	-3.9	-2.5
	15201 Pembuatan kasut kulit &	-4.4	-11.4	-1.0	8.9	-0.6	4.2	0.6	-12.0	3.7	-9.5	-1.8
	15203 Pembuatan kasut getah Industri lain	-2.7	-3.9	-16.6	-1.4	2.3	9.4	3.8	-6.4	-6.6	8.5	-3.7
161/16100	Pengilangan dan pengetaman kayu	6.1	-27.3	2.7	15.6	9.7	-25.1	10.8	-11.9	23.4	-16.9	-23.7

2025															Group Description/Period
Jun	Jul.	Ogo.	Sep.	Okt.	Nov.	Dis.	Jan.	Feb.	Mac	Apr.	Mei	Jun	Jul.	Ogo.	
-3.8	-0.4	1.9	2.8	2.7	3.7	-9.1	7.5	-18.2	-0.9	-2.9	5.1	-7.3	2.3	7.5	Processing and preserving of meat
-1.9	-0.7	0.3	1.6	0.8	-0.8	0.5	3.0	-0.04	2.9	-3.0	9.0	-8.6	3.6	-3.8	Processing and preserving of fish, crustaceans and molluscs
-2.2	-0.1	-0.2	2.3	0.5	-1.0	0.7	3.0	-0.7	2.8	-3.3	9.9	-8.9	4.5	-4.5	<i>Canning of fish, crustaceans and molluscs</i>
2.1	-7.5	7.4	-6.7	3.9	1.7	-1.3	3.5	8.8	4.3	1.1	-1.2	-4.0	-6.4	5.7	<i>Processing, curing and preserving of fish, crustacean and molluscs</i>
-2.8	0.8	-1.7	0.1	4.9	-4.3	-2.5	1.8	0.3	-1.8	1.0	0.7	1.8	0.8	0.6	Processing and preserving of fruits and vegetable
-2.1	0.3	-3.2	8.2	4.3	-1.4	-9.3	-9.1	-5.5	-5.0	3.3	-9.0	6.5	3.1	-10.5	<i>Pineapple canning</i>
-3.0	1.0	-1.2	-2.4	5.0	-5.3	-0.1	5.3	1.9	-1.0	0.4	3.2	0.8	0.3	3.3	<i>Manufacture of jams, marmalades and table jellies</i>
2.1	7.1	8.5	-3.2	9.7	-2.4	1.4	-4.0	-18.7	-6.1	17.8	6.1	3.7	-1.8	10.4	Manufacture of vegetable and animal oils and fats
9.6	1.1	7.4	3.5	1.0	-3.9	7.7	6.0	-13.1	9.5	0.7	3.4	-2.7	-3.7	0.2	<i>Manufacture of crude and refined vegetable oil</i>
3.9	13.5	-6.4	1.7	3.4	9.8	-3.6	-2.1	-0.5	-3.8	-12.8	21.8	0.9	14.0	-8.5	<i>Manufacture of compound cooking fats</i>
1.2	7.8	8.8	-4.0	10.9	-2.3	0.7	-5.3	-19.7	-8.5	21.3	6.3	4.7	-1.7	12.0	<i>Manufacture of coconut oil</i>
-6.2	1.5	8.9	-3.4	0.4	9.3	-5.5	-0.8	-2.1	6.1	-0.9	-0.03	1.6	-19.6	12.6	Manufacture of dairy products
-6.9	1.4	9.6	-4.4	1.2	10.3	-5.7	-1.1	-2.3	6.7	-2.0	-0.4	1.9	-22.3	15.3	<i>Manufacture of condensed, powdered and evaporated milk</i>
0.8	1.7	2.7	5.3	-6.6	-0.7	-3.0	2.3	0.1	1.2	9.2	3.3	-1.1	3.5	-5.3	<i>Other industry</i>
-2.5	-1.9	3.9	3.3	1.0	-3.0	-2.0	-0.1	1.5	10.4	-1.2	5.5	-7.1	1.9	-2.1	Manufacture of grain mill products, starches and starch products
-4.9	0.3	3.1	4.2	-1.8	-5.3	0.3	-2.2	3.3	12.4	-1.2	5.4	-11.9	2.7	-6.8	<i>Rice milling</i>
-0.1	-3.8	4.9	2.7	4.0	-1.0	-4.3	1.9	0.2	8.6	-1.5	6.2	-2.5	1.6	2.1	<i>Flour milling</i>
0.1	-5.9	-0.5	-2.7	0.5	2.0	1.2	2.9	-6.5	7.3	3.2	-6.3	-1.0	-6.4	-0.7	<i>Other industry</i>
-4.7	-0.08	4.3	1.7	3.4	-0.2	-0.6	1.8	-0.6	2.7	2.1	2.3	-3.8	0.9	3.9	Manufacture of other food products
-0.2	6.3	-1.7	2.4	7.5	-5.1	0.2	-8.3	-4.4	5.3	0.2	5.4	-4.3	6.2	-1.9	<i>Manufacture of biscuits and cookies</i>
-3.8	2.6	6.8	1.8	-0.5	0.8	2.7	6.3	-1.4	-0.3	5.0	-0.2	0.6	1.4	7.8	<i>Manufacture of bread, cakes and other bakery products</i>
-6.6	0.5	-4.4	-0.1	6.7	-4.2	0.3	-7.1	1.9	-2.7	0.9	2.7	-5.8	1.2	3.0	<i>Manufacture of snack products</i>
-7.3	0.5	3.1	6.0	4.6	-1.5	-7.5	-1.1	2.0	2.2	0.6	10.8	-7.8	2.0	4.2	<i>Manufacture of sugar</i>
-4.6	-5.0	13.1	-6.4	19.9	-1.3	0.5	-1.4	3.0	-3.7	1.8	-5.9	-13.7	0.8	7.7	<i>Manufacture of cocoa products</i>
-9.1	-1.2	6.0	-1.4	2.3	2.4	0.8	3.9	-3.4	5.7	6.1	4.0	-3.4	-2.7	6.4	<i>Manufacture of chocolate and chocolate products</i>
0.9	-10.9	3.9	7.3	1.2	3.0	-3.7	-4.8	-0.8	8.6	0.03	1.3	-15.4	3.6	1.5	<i>Manufacture of sugar confectionery</i>
-3.4	-1.1	10.1	9.4	-0.7	1.1	-4.6	8.1	-1.5	2.8	-1.4	3.1	-4.6	1.6	0.1	<i>Manufacture of sauces and condiments</i>
-0.9	0.5	-2.3	1.5	1.1	-1.4	-0.8	1.7	2.4	6.5	-2.9	1.5	1.4	1.8	-2.0	<i>Manufacture of other food products n.e.c.</i>
-6.4	2.7	-0.2	-5.0	0.8	4.3	-7.0	3.5	-3.5	8.1	1.3	36.0	-2.0	-0.7	-3.2	Manufacture of prepared animal feeds
-3.2	8.1	6.0	-3.4	10.6	-4.2	0.3	-4.0	-1.4	10.0	-4.2	-6.2	-0.8	10.8	6.2	Manufacture of beverages
-0.8	14.6	3.2	-2.0	13.9	-9.1	0.1	-7.7	6.4	5.7	-2.0	-10.1	0.5	13.7	3.0	<i>Manufacture of soft drinks</i>
-1.7	11.6	1.2	-2.9	6.1	0.5	0.1	-0.1	9.8	-2.3	2.2	-5.5	0.2	0.4	-0.7	<i>Production of natural mineral waters and other bottled waters</i>
-7.4	-3.8	13.3	-5.9	5.9	3.9	0.7	1.2	-17.4	24.1	-10.2	1.1	-3.5	9.5	14.4	<i>Other industry</i>
-25.8	1.0	-1.3	-9.7	31.5	-4.7	-2.2	24.4	-0.8	16.3	-18.2	2.0	-22.8	0.6	-0.9	Manufacture of tobacco products
-7.4	-2.7	0.3	-18.7	8.4	3.6	2.8	9.1	-9.2	-5.9	12.3	9.9	-6.7	-4.4	-1.8	Spinning, weaving and finishing of textiles
-4.7	-2.4	-1.3	-19.6	11.1	2.7	2.5	12.8	-10.6	-6.9	15.5	3.3	-4.1	-4.2	-5.0	<i>Preparation and spinning of textile fibres</i>
-14.1	-3.5	4.4	-16.3	1.5	6.2	3.5	-0.9	-5.3	-3.1	3.4	29.8	-13.1	-5.0	6.4	<i>Weaving of textiles</i>
-2.1	9.7	10.7	-21.3	28.5	-5.6	0.9	14.0	4.6	-12.2	14.2	4.7	-2.4	-6.2	9.9	<i>Dyeing, bleaching, printing and finishing of yarns and fabrics</i>
0.7	-1.2	0.2	-3.4	1.9	4.6	0.6	-4.1	-1.9	-0.2	-0.4	0.9	-0.9	1.3	-2.0	Manufacture of other textiles
0.6	0.8	4.3	-11.9	-1.6	7.1	-0.6	3.7	-0.5	1.3	0.5	2.8	-2.5	0.6	1.5	<i>Manufacture of knitted and crocheted fabrics</i>
0.7	-2.4	-2.3	2.4	4.0	3.2	1.3	-8.4	-2.9	-1.2	-1.1	-0.4	0.3	1.9	-4.3	<i>Other industry</i>
-7.7	15.6	-7.5	0.1	3.4	0.8	-1.5	7.6	-5.5	10.5	-9.2	-5.5	-9.0	18.1	-7.1	Manufacture of wearing apparel, except fur apparel
-8.2	16.7	-7.5	-0.1	4.4	-1.3	-1.5	9.0	-5.2	11.0	-8.9	-8.1	-9.7	19.4	-7.2	<i>Manufacture of clothings</i>
-4.3	9.3	-7.9	1.1	-2.9	14.7	-1.4	-0.9	-6.9	7.1	-11.7	12.3	-5.0	10.8	-6.3	<i>Other industry</i>
-9.6	12.1	-0.5	0.2	4.5	2.5	-11.6	14.7	1.3	-1.5	-11.6	-6.2	-1.3	5.9	4.9	Manufacture of articles of fur, knitted and crocheted apparel
-7.5	6.7	16.9	12.2	9.7	7.4	-5.4	-3.2	-7.6	2.9	-14.6	-2.6	-8.2	7.1	14.1	Tanning and dressing of leather; manufacture of luggage, handbags, saddlery and harness; dressing and dyeing of fur
-0.9	-4.6	2.6	-6.2	2.3	10.4	0.1	-3.5	1.8	-2.0	9.3	-1.9	-3.9	-4.9	-0.5	Manufacture of footwear
3.1	-3.8	6.1	-7.3	3.9	12.7	-1.0	-3.1	1.3	-4.3	8.5	-1.7	-1.3	-6.8	-0.5	<i>Manufacture of leather footwear</i>
-8.3	-6.4	-4.8	-3.4	-1.6	4.7	3.0	-4.5	3.2	3.9	11.0	-2.5	-10.0	-0.1	-0.4	<i>Manufacture of rubber footwear</i>
-18.0	4.0	42.8	-6.0	10.0	-2.4	0.1	5.5	-1.1	16.7	-14.1	-24.6	-17.8	3.5	47.2	Sawmilling and planning of wood

Jadual Table **1.4c** : Nilai Jualan Sektor Pembuatan Mengikut Kumpulan: Perubahan Peratusan Bulanan/Suku Tahunan
 : Sales Value of Manufacturing Sector by Group: Monthly/Quarterly Percentage Change

Kod Kumpulan Group code	Keterangan Kumpulan/Tempoh	2024				2025		2024				
		Q1	Q2	Q3	Q4	Q1	Q2	Jan.	Feb.	Mac	Apr.	Mei
162	Pembuatan produk daripada kayu, gabus, jerami dan bahan jalinan lain	10.4	-31.7	10.8	24.6	6.7	-32.9	13.2	-6.4	12.6	-21.6	-21.2
16211	Pembuatan kepingan venier dan papan lapis	11.0	-35.0	9.6	33.9	11.2	-37.7	15.1	-4.1	10.2	-23.3	-23.0
16212	Pembuatan papan partikel dan papan gentian	10.4	-29.8	14.7	20.3	-1.2	-30.0	11.1	-11.5	18.9	-21.9	-19.3
16221	Pertukangan kayu untuk jurubina	8.9	-31.8	17.8	16.5	7.7	-34.6	11.2	-0.4	9.1	-23.4	-20.5
	Industri lain	9.1	-17.7	-1.4	0.4	4.0	-5.3	11.8	-10.5	12.2	-8.7	-18.7
170	Pembuatan kertas dan produk kertas	1.9	-2.9	-0.3	0.3	1.5	-3.9	3.2	-1.6	2.3	0.7	-6.0
17010	Pembuatan pulpa, kertas dan kertas tebal	1.0	-1.5	1.4	-1.0	3.3	-1.9	3.6	2.4	-9.6	2.1	2.6
17020	Pembuatan kertas gelugur dan kertas tebal dan bekas daripada kertas dan kertas tebal	-6.5	-1.4	5.9	-3.4	-4.1	-2.6	0.2	-11.6	9.3	-0.2	-5.8
17091	Pembuatan sampul surat dan kad surat	-0.1	4.6	-1.5	8.9	-3.6	-2.5	4.5	-5.6	4.1	11.5	-8.3
17092	Pembuatan kertas kegunaan rumah dan pembersih peribadi	7.3	-7.3	-9.5	0.8	10.7	-9.7	3.1	3.4	9.4	-2.6	-10.3
17093	Pembuatan kertas bergam atau pelekat yang berjalur atau bergulung dan label dan kertas dinding	11.7	-6.5	-9.1	15.2	-1.4	-7.1	5.9	10.1	-7.6	8.8	-19.1
	Industri lain	8.9	3.7	7.5	-4.1	2.9	3.1	8.9	-2.4	3.8	-3.1	7.5
181 & 182	Percetakan, aktiviti perkhidmatan berkaitan percetakan dan penerbitan semula media rakaman	3.8	-6.1	1.9	7.8	3.5	-5.6	0.8	-0.4	-0.5	-2.4	-6.3
18110	Percetakan	4.8	-4.3	3.2	7.8	4.7	-4.8	0.9	-0.2	1.4	-2.3	-6.1
18120	Aktiviti perkhidmatan berkaitan percetakan &	-0.3	-13.6	-4.3	7.7	-2.6	-9.7	0.2	-0.9	-8.0	-2.6	-6.9
	Penerbitan semula media rakaman											
192 (19201 & 19202)	Pembuatan produk petroleum bertapis	-10.3	8.2	7.0	-8.4	-11.4	5.0	10.6	-11.5	6.1	6.1	-6.5
201	Pembuatan kimia asas, baja dan sebatian nitrogen, plastik dan getah sintetik dalam bentuk primer	6.1	-2.5	4.0	-5.4	12.0	-8.8	6.6	-4.6	3.2	0.3	-3.7
20111	Pembuatan gas perindustrian atau perubatan bukan organik dalam bentuk cecair atau mampat	5.7	13.5	7.8	8.8	13.5	-5.4	0.7	-0.6	13.6	4.2	1.6
20112 & 20113	Pembuatan kimia organik asas & Pembuatan sebatian bukan organik	11.0	-2.1	3.8	-4.1	13.8	-12.7	7.6	-2.4	0.4	7.3	-8.1
20121 & 20129	Pembuatan baja & Pembuatan produk campuran nitrogen	-10.2	2.4	-9.4	-3.0	18.9	-0.9	-7.9	-6.1	27.7	-11.1	-0.7
20131	Pembuatan plastik dalam bentuk primer	1.7	-6.4	6.5	-10.0	4.5	-14.1	5.8	-6.8	4.1	-9.9	2.0
	Industri lain	8.0	2.7	3.0	-2.0	24.6	24.3	17.2	-9.9	0.1	5.5	1.6
202 & 203	Pembuatan produk kimia lain dan serat buatan manusia	7.0	-6.9	4.2	-5.2	3.7	-5.8	14.0	-15.1	8.8	-7.7	1.9
20210	Pembuatan racun perosak dan produk agrokimia lain	0.2	-9.3	-3.4	-8.8	0.4	-6.4	12.0	-2.7	-5.4	-6.0	0.3
20221	Pembuatan cat, varnis dan penyadur dan mastik	17.6	-9.2	-0.7	-4.8	3.6	-12.0	18.1	-15.2	17.8	-12.3	-0.4
20222	Pembuatan dakwat cetak	22.1	-5.7	1.9	-8.2	5.1	1.9	22.8	-11.1	9.7	-0.1	-6.2
20231 & 20232	Pembuatan sabun dan bahan pencuci, penyediaan membersihkan dan mengilap & Pembuatan pewangi dan penyediaan dandanan diri	5.8	-8.3	9.7	-13.5	7.0	-5.8	17.5	-20.0	4.9	-7.1	3.9
20291 & 20292	Pembuatan plat fotografi, filem, sensitized paper dan other sensitized unexposed materials & Pembuatan dakwat menulis dan melukis	-3.7	2.7	6.3	10.3	0.9	3.4	4.5	-13.7	8.8	-0.1	4.4
20299	Pembuatan produk kimia lain t.t.t.l.											
	Industri lain	-16.7	-19.3	28.1	-0.1	-3.7	-14.7	-18.4	-9.3	-0.3	-22.7	11.2
210	Pembuatan produk farmaseutikal, kimia perubatan dan botani	6.9	-1.5	2.8	-3.9	8.8	1.0	5.3	4.2	6.3	-3.6	-12.4
21001	Pembuatan bahan aktif ubat-ubatan untuk digunakan oleh bidang farmakologi dalam pembuatan ubat-ubatan	6.6	0.4	-1.8	-5.0	12.4	1.9	3.8	5.2	7.6	-1.4	-14.3
	Industri lain	8.4	-9.6	25.4	0.0	-4.4	-3.1	12.2	0.04	0.5	-13.9	-2.2
221	Pembuatan produk getah	8.1	12.6	-8.0	-1.2	5.7	6.9	7.1	-8.6	34.4	0.6	-5.2
22111	Pembuatan tayar getah untuk kenderaan	-5.0	18.0	-5.8	0.0	-6.5	8.1	5.7	-6.5	3.5	8.2	16.4
22112	Pembuatan bunga tayar yang boleh ditukar ganti dan tayar celup	-3.6	2.9	7.7	-1.1	2.8	3.7	3.9	-9.7	13.0	-6.6	7.8
22191 & 22193	Pembuatan produk lain daripada getah asli atau sintetik, tidak divulkan, divulkan atau dikeraskan & Pengilangan semula getah dan prosesan susu getah	-2.3	2.7	5.4	3.0	-13.5	1.9	0.02	-10.9	14.7	-0.8	-0.2
22192	Pembuatan sarung tangan getah	11.8	15.5	-11.4	-1.2	10.2	8.4	8.6	-7.9	43.4	0.8	-7.3
22199	Pembuatan produk getah lain yang t.t.t.l.	1.3	1.8	3.2	-6.1	-0.8	0.2	6.1	-11.4	8.5	-1.6	-0.7
222	Pembuatan produk plastik	-4.7	12.5	-1.2	-0.9	-7.6	7.3	-4.7	-4.0	10.7	9.5	1.3
22201 & 22202	Pembuatan produk plastik separa siap & Pembuatan produk plastik siap	-2.9	10.3	-5.0	1.8	-4.6	4.3	-2.3	-5.9	14.4	3.5	3.3
22203	Pembuatan artikel plastik untuk pembungkusan barangan	-4.7	17.7	-1.0	-5.5	-8.8	13.5	-5.2	-1.4	8.9	13.0	4.2
22204	Pembuatan barangan plastik jurubina	-7.8	5.8	10.1	1.5	-8.4	9.3	-4.2	-3.0	15.9	-2.9	3.6
22205	Pembuatan pinggan mangkuk, peralatan dapur dan barangan tandas daripada plastik	-4.9	18.5	1.8	-7.1	-8.3	7.6	-1.6	-6.4	12.3	16.9	-4.1
22209	Pembuatan pelbagai produk plastik t.t.t.l.	-5.5	6.2	-1.4	6.2	-8.4	0.9	-8.0	-4.6	7.9	10.0	-2.8
231 (23101 & 23102 & 23109)	Pembuatan kaca dan produk kaca	13.4	-8.5	-4.9	-2.0	13.5	-0.8	8.2	-4.0	-0.2	-3.3	-3.6

2025															Group Description/Period
Jun	Jul.	Ogo.	Sep.	Okt.	Nov.	Dis.	Jan.	Feb.	Mac	Apr.	Mei	Jun	Jul.	Ogo.	
-12.9	5.5	30.8	13.0	8.1	-1.9	-1.0	10.0	-7.6	10.8	-19.8	-24.0	-14.5	6.4	41.0	Manufacture of products of wood, cork, straw and plaiting materials
-16.2	1.4	39.0	19.1	11.4	-2.2	-1.9	15.9	-7.1	8.7	-21.1	-28.7	-18.3	1.3	54.5	Manufacture of veneer sheets and plywood
-13.0	10.0	27.0	14.8	4.1	-1.3	-2.0	3.4	-11.6	17.0	-22.0	-18.3	-12.8	9.3	39.0	Manufacture of particle board and fibreboard
-7.9	12.5	34.4	-5.5	11.0	-1.7	2.0	8.3	-6.3	9.4	-24.6	-20.3	-11.2	20.8	30.1	Manufacture of builders' carpentry
-2.5	4.3	4.8	1.2	-2.0	-2.1	4.8	-2.0	1.7	7.3	3.6	-18.0	-4.6	6.2	6.1	Other industry
-1.5	3.9	-0.2	-2.5	-0.7	5.1	-1.7	0.8	-0.8	2.0	1.1	-7.9	-2.6	5.3	-0.9	Manufacture of paper and paper products
2.2	3.6	-4.1	-4.8	-1.5	8.9	-1.6	2.6	2.9	-8.4	2.8	-0.7	2.2	3.5	-4.2	Manufacture of pulp, paper and paperboard
3.3	8.3	-1.2	-4.7	-2.2	5.6	-3.7	-3.8	-0.2	1.6	2.5	-8.8	-0.1	7.0	-5.4	Manufacture of corrugated paper and paperboard and of containers of paper and paperboard
-4.3	-5.8	15.9	0.9	4.4	1.0	-5.1	3.5	-8.1	5.1	7.2	-16.1	4.7	9.5	-12.6	Manufacture of envelopes and letter-card
-14.4	2.1	3.0	1.6	-2.3	3.4	-3.3	9.6	-1.2	9.2	-2.2	-12.3	-14.6	2.3	7.0	Manufacture of household and personal hygiene paper
2.1	-8.5	8.0	0.9	6.0	6.1	3.9	-7.3	-2.6	10.7	1.6	-19.7	-2.0	10.9	2.5	Manufacture of gummed or adhesive paper in strips or rolls and labels and wall paper
0.6	9.4	-5.0	-3.3	-0.3	-0.3	0.8	6.2	-4.6	-1.5	0.1	7.6	1.8	2.9	2.6	Other industry
2.4	5.5	-4.8	1.1	-1.5	17.2	-2.5	0.5	0.2	-1.5	-1.8	-5.2	1.9	3.6	-2.7	Printing, service activities related to printing and reproduction of recorded media
3.8	5.3	-5.1	3.4	-1.9	15.3	-2.1	1.6	-0.05	-0.2	-1.4	-6.2	2.7	3.9	-3.5	Printing
-3.8	6.5	-3.4	-10.0	0.8	27.2	-4.5	-4.9	1.4	-8.7	-4.2	0.8	-2.7	1.4	2.2	Service activities related to printing
															Reproduction of recorded media
21.1	0.6	-3.6	-4.6	3.5	-4.1	-14.8	10.9	-15.6	3.1	7.0	-7.9	23.6	2.4	0.2	Manufacture of refined petroleum products
-2.7	6.4	6.7	-10.3	-6.6	6.2	7.2	10.5	-10.3	6.3	-1.6	-10.6	-2.0	5.8	5.6	Manufacture of basic chemicals, fertilizer and nitrogen compounds, plastics and synthetic rubber in primary forms
-1.9	11.4	-4.3	1.2	-8.0	24.2	7.3	-5.2	2.9	15.0	-2.9	-17.2	-1.7	-6.8	12.3	Manufacture of liquefied or compressed inorganic industrial or medical gases
-9.3	12.0	8.4	-10.0	-10.2	12.0	9.6	14.8	-18.3	8.4	1.2	-15.0	-8.0	13.7	9.9	Manufacture of basic organic chemicals
															Manufacture of inorganic compounds
															Manufacture of fertilizers
2.9	-6.9	-0.8	-11.3	1.4	5.6	1.2	7.0	4.5	15.0	-9.9	-3.7	4.8	-7.3	-1.9	Manufacture of associated nitrogen products
6.8	0.3	8.8	-13.2	-3.7	-2.7	5.6	4.9	-4.3	-0.4	-10.0	-7.8	7.3	0.4	-0.9	Manufacture of plastics in primary forms
-0.7	6.3	-3.0	-3.6	0.6	0.9	1.0	12.0	10.9	8.1	12.4	3.0	-0.8	-1.1	3.7	Other industry
-0.9	2.5	3.7	-2.4	-3.8	0.5	-4.1	6.6	-0.8	1.3	-7.3	2.7	-2.2	4.1	2.2	Manufacture of other chemical products and man-made fibres
2.9	-3.2	-3.8	1.2	-2.8	-8.7	0.5	6.6	-1.2	-7.0	-5.8	7.8	-0.9	-3.9	-9.0	Manufacture of pesticides and other agrochemical products
-4.2	1.8	2.3	-3.1	-1.4	3.4	-12.6	8.7	3.9	1.8	-12.8	-0.6	-3.5	1.0	4.1	Manufacture of paints, varnishes and similar coatings ink and mastics
-11.0	19.4	-2.3	-12.2	0.4	1.8	-1.7	3.4	-1.5	9.8	-3.3	-0.1	-0.8	10.8	2.3	Manufacture of printing ink
															Manufacture of soap and detergents, cleaning and polishing preparations
2.6	4.4	9.1	-11.0	-7.8	-1.4	-1.4	11.9	-5.9	3.1	-8.7	6.3	-2.7	6.7	4.1	Manufacture of perfumes and toilet preparations
															Manufacture of photographic plates, films, sensitized paper and other sensitized unexposed materials
-1.9	0.8	1.5	12.9	-1.3	3.2	1.8	-2.2	1.0	0.5	0.9	3.0	-0.7	6.3	1.9	Manufacture of writing and drawing ink
															Manufacture of other chemical products n.e.c.
2.0	14.9	-3.0	26.0	-13.8	-3.8	10.8	-3.4	-10.0	3.5	3.2	-25.6	3.0	9.7	-11.2	Other industry
17.7	-3.4	-0.8	1.8	-2.2	-3.9	-0.05	2.6	8.1	5.9	-3.0	-10.3	15.8	-2.8	-0.6	Manufacture of pharmaceuticals, medicinal chemical and botanical products
17.5	-4.7	-5.3	4.0	-3.8	-1.9	-2.2	6.4	8.8	5.7	-2.5	-10.3	16.6	-4.2	-5.5	Manufacture of medicinal active substances to be used for their pharmacological properties in the manufacture of medicaments
18.8	2.6	18.6	-5.8	3.5	-10.9	8.3	-10.9	5.0	7.0	-5.3	-10.8	12.0	3.6	20.5	Other industry
-3.4	1.2	-8.8	2.0	5.9	-6.5	-2.1	5.4	-9.1	33.4	-2.3	-7.0	-4.6	3.9	-13.6	Manufacture of rubber products
-5.0	-3.1	-4.9	-2.9	11.3	-8.0	-4.4	5.7	-10.4	2.8	9.3	-2.3	7.2	9.1	-4.3	Manufacture of rubber tyres for vehicles
0.02	6.0	-0.7	-1.1	1.9	-1.9	-2.1	4.5	-1.2	3.6	-3.5	6.2	3.4	-2.2	3.8	Manufacture of interchangeable tyre treads and retreading rubber tyres
															Manufacture of other products of natural or synthetic rubber, unvulcanized, vulcanized or hardened
-4.5	12.2	-3.1	-3.0	2.5	4.7	1.4	-13.7	-11.3	18.3	-1.6	-6.8	3.5	11.9	-2.8	Rubber remilling and latex processing
-4.5	0.2	-10.9	3.1	7.7	-8.5	-2.8	8.4	-8.5	40.8	-3.0	-8.1	-6.7	3.0	-16.7	Manufacture of rubber gloves
7.8	-0.6	-2.4	2.0	-4.7	-3.0	-0.2	6.1	-11.5	7.5	-0.6	-0.1	0.5	2.5	-6.7	Manufacture of other rubber products n.e.c.
-10.1	7.1	-1.2	-1.2	1.3	1.2	-5.5	-4.9	-4.1	10.3	9.6	-5.5	-10.5	6.3	0.04	Manufacture of plastics products
															Manufacture of semi-manufactures of plastic products
-7.4	1.9	-4.0	-0.5	4.0	2.0	-5.2	-1.6	-5.5	11.2	1.4	0.4	-7.2	1.0	-2.3	Manufacture of finished plastic products
-11.2	8.3	-3.3	-0.2	-1.0	-1.9	-6.3	-5.3	-2.5	8.8	15.7	-4.3	-11.2	9.6	-1.7	Manufacture of plastic articles for the packing of goods
-7.1	15.5	-2.6	2.3	1.4	5.2	-11.7	-4.4	-2.9	13.5	5.5	-1.8	-7.6	3.5	0.8	Manufacture of builders' plastics ware
-4.0	9.5	-2.1	-5.1	4.1	-8.4	-4.3	-2.8	-6.1	13.7	6.7	-6.3	-3.8	7.3	-2.2	Manufacture of plastic tableware, kitchenware and toilet articles
-15.0	7.8	6.0	-2.0	0.7	9.3	-3.9	-8.7	-4.3	9.1	11.9	-13.0	-17.1	7.5	6.8	Manufacture of diverse plastic products n.e.c.
-5.0	11.0	-11.6	-8.2	0.3	9.6	5.0	2.1	3.9	5.7	-0.6	-5.6	-3.9	6.5	-6.5	Manufacture of glass and glass products

Jadual Table **1.4c** : Nilai Jualan Sektor Pembuatan Mengikut Kumpulan: Perubahan Peratusan Bulanan/Suku Tahunan
 : Sales Value of Manufacturing Sector by Group: Monthly/Quarterly Percentage Change

Kod Kumpulan Group code	Keterangan Kumpulan/Tempoh	2024				2025		2024				
		Q1	Q2	Q3	Q4	Q1	Q2	Jan.	Feb.	Mac	Apr.	Mei
239	Pembuatan pengeluaran galian bukan logam t.t.t.l.	12.6	-10.3	-0.6	2.6	12.3	-10.1	8.6	-5.4	6.6	-7.2	-8.1
23911	Pembuatan mortar refraktori dan konkrit &	3.4	-11.1	4.2	11.2	7.2	-12.0	7.6	-7.2	3.1	-8.8	-1.2
23921	Pembuatan seramik bukan refraktori											
23930	Pembuatan produk porselin dan seramik lain	-13.2	6.2	3.8	-7.3	-8.4	-3.3	-9.0	-3.8	-5.2	9.4	1.7
23941	Pembuatan simen hidroauk	13.6	-11.1	-5.0	4.4	13.3	-15.8	8.5	-2.2	9.5	-8.2	-12.0
23951	Pembuatan konkrit dan mortar siap bancuh dan banchuan kering	12.7	-11.9	1.5	-0.6	14.5	-13.8	7.1	-5.2	7.2	-8.5	-9.5
23952	Pembuatan konkrit pratuangan, simen atau artikel batu buatan yang digunakan dalam pembinaan;											
23953	Pembuatan komponen struktur pasang siap untuk bangunan atau kejuruteraan awam dari simen, batu atau konkrit buatan	16.5	-11.2	0.1	3.6	14.8	-8.1	12.6	-9.5	5.8	-5.6	-10.7
23959	Pembuatan artikel konkrit, simen dan plaster lain t.t.t.l.											
23990	Pembuatan produk mineral bukan logam lain t.t.t.l.	9.6	-4.3	-0.9	-2.7	4.4	3.3	2.1	1.8	10.0	-12.8	9.0
	Industri lain	2.7	-10.6	5.5	4.9	8.5	-7.4	5.6	-1.2	-9.2	2.3	-6.2
241 (24101 & 24102 & 24103 & 24104 & 24109)	Pembuatan besi dan keluli asas	1.8	-16.1	3.9	16.2	-0.8	-10.8	-2.9	5.3	6.0	-10.8	-13.8
242 (24201 & 24202 & 24209)	Pembuatan logam asas berharga dan logam bukan ferus lain	-2.7	-10.6	-2.7	20.4	4.6	-15.2	-2.1	-3.6	7.5	0.4	-15.5
243	Pengacuan logam	6.7	-0.7	-3.7	2.2	-0.2	2.1	13.4	-6.6	5.5	10.1	-12.1
251 & 252	Pembuatan produk struktur logam, tangki, takungan, penjana wap, senjata dan peluru	10.2	-3.1	-13.4	5.9	10.4	-3.7	5.0	-4.9	1.9	1.1	-7.8
25113	Pembuatan pintu, tingkap dan bingkai, penutup tingkap dan pintu pagar daripada logam &	12.5	-3.0	-11.3	7.7	10.0	-3.7	6.6	-5.1	-0.6	2.4	-5.8
25119	Pembuatan produk struktur logam lain											
25120	Pembuatan tangki, takungan dan kontena daripada logam	5.5	-2.5	-19.5	1.3	12.4	-3.7	1.1	-4.1	9.0	-1.3	-13.3
	Industri lain	-0.9	-12.0	-5.1	-0.5	1.2	-3.7	2.3	-6.6	-1.0	-6.6	-1.6
259	Pembuatan lain-lain produk yang direka daripada logam; aktiviti perkhidmatan kerja logam	7.9	-0.3	-2.9	6.0	5.9	-1.2	2.2	-7.5	12.1	1.7	-10.6
25910	Tempaan, tekanan, hentakan dan bentuk gelekkan logam; serbuk metalurgi	-1.4	0.6	1.7	2.8	-1.3	2.2	0.2	-4.5	3.1	2.9	-4.8
25920	Rawatan dan penyalutan logam; menggunakan mesin	28.8	13.4	-4.6	11.9	15.4	-0.2	5.0	-2.8	28.3	-1.3	-9.3
25991	Pembuatan tin untuk produk makanan dan minuman, tiub dan kotak boleh dilipat	6.8	-7.3	-8.8	8.3	4.3	-1.9	1.3	-10.6	10.4	-0.4	-11.8
25992	Pembuatan kabel, plaited bands (jalur/pita berpintal) dan artikel seumpamanya daripada logam &	12.4	-0.1	-6.8	4.3	9.7	0.4	5.0	-2.1	8.0	0.9	-7.1
25993	Pembuatan bolt, skru, nat dan produk uliran seumpamanya											
25994	Pembuatan barangan rumah daripada logam	7.2	-0.1	-5.1	4.3	0.4	1.4	9.7	-1.5	-6.7	4.2	-1.4
25999	Pembuatan produk lain yang direka daripada logam t.t.t.l.	-0.4	-4.1	3.7	5.8	1.2	-6.5	-0.7	-18.1	18.3	5.1	-19.1
	Industri lain	2.9	3.7	8.4	2.8	-2.3	4.2	-0.8	3.6	3.0	4.4	-7.3
261	Pembuatan komponen dan papan elektronik	5.6	-0.9	9.3	-7.2	7.8	-3.5	-5.8	14.7	18.8	-23.0	12.0
26101	Pembuatan diod, transistor dan alatan semikonduktor yang seumpamanya &	5.9	-0.3	11.7	-9.5	7.5	-3.6	-10.2	14.5	25.2	-26.4	13.1
26102	Pembuatan litar elektronik bersepadu dengan pemasangan mikro											
26103	Pembuatan kapasitor dan perintang elektrik &											
26104	Pembuatan papan litar bercetak &	4.5	-2.2	3.9	-6.4	11.8	-1.2	-1.6	17.8	11.8	-18.6	8.0
26105	Pembuatan komponen paparan											
26109	Pembuatan komponen lain untuk aplikasi elektronik	11.3	2.2	19.4	8.5	-9.3	-16.1	13.9	-1.6	4.4	-16.8	31.0
262 (26201 & 26202)	Pembuatan komputer dan kelengkapan peranti	23.8	24.5	-16.8	-10.2	19.2	22.3	14.0	11.9	-2.1	35.0	-15.6
263/ 26300	Pembuatan peralatan komunikasi	1.6	23.0	8.5	-11.9	-10.1	4.2	-12.1	1.5	13.0	-11.4	40.5
264/ 26400	Pembuatan peralatan elektronik pengguna	-10.2	6.4	17.1	-14.7	-10.4	23.9	-4.8	2.6	9.0	-16.5	25.0
265	Pembuatan kelengkapan mengukur, menguji, memandu arah dan kawalan; jam tangan dan jam	-6.7	-1.1	22.7	9.0	-9.8	-8.6	-5.7	-7.0	11.5	-19.0	21.0
26511	Pembuatan kelengkapan mengukur, menguji, memandu arah dan kawalan &	-5.1	-0.2	23.1	9.1	-10.7	-9.4	-4.9	-6.6	12.1	-19.4	22.3
26512	Pembuatan kelengkapan kawalan proses perindustrian											
26520	Pembuatan jam tangan dan jam dan bahagiannya	-19.9	-10.2	18.1	8.8	-0.5	-0.6	-12.5	-10.3	6.3	-15.0	8.3
266/ 26600	Pembuatan peralatan penyinaran, perubatan elektro dan elektroterapeutik	1.6	-17.3	1.2	11.5	8.6	-14.6	16.0	-18.8	10.1	-16.4	9.5

2025															Group Description/Period
Jun	Jul.	Ogo.	Sep.	Okt.	Nov.	Dis.	Jan.	Feb.	Mac	Apr.	Mei	Jun	Jul.	Ogo.	
-0.5	3.6	-0.1	-2.4	-2.9	9.1	3.7	7.8	-5.1	7.4	-6.4	-8.9	-2.9	3.5	-1.0	Manufacture of non-metallic mineral products n.e.c.
															<i>Manufacture of refractory mortars and concretes</i>
-4.1	1.8	7.7	1.6	0.5	7.0	6.2	-1.2	4.2	-2.0	-6.9	-4.6	-7.8	11.7	-1.9	<i>Manufacture of non-refractory ceramic</i>
2.7	7.3	-5.0	-6.6	-0.9	1.9	-4.4	-9.3	2.6	5.3	-5.1	0.8	-8.5	6.5	-0.8	<i>Manufacture of other porcelain and ceramic products</i>
-0.2	1.4	-1.5	-2.6	-0.1	8.4	3.6	7.5	-1.8	4.6	-6.5	-13.4	-11.0	7.7	2.5	<i>Manufacture of hydraulic cement</i>
0.02	4.4	3.0	-3.9	-3.9	5.8	3.8	10.8	-5.1	7.7	-8.1	-11.0	-6.3	7.8	-1.9	<i>Manufacture of ready-mix and dry-mix concrete and mortars</i>
															<i>Manufacture of precast concrete, cement or artificial stone articles for use in construction</i>
2.9	2.1	0.5	-1.0	-5.3	11.9	5.4	11.3	-9.3	7.7	-5.3	-8.9	4.8	-1.7	-0.3	<i>Manufacture of prefabricated structural components for building or civil engineering of cement, concrete or artificial stone</i>
-9.7	8.8	-4.5	-6.7	-2.7	10.8	-2.0	0.4	-4.5	15.6	-5.7	1.1	1.2	5.7	-10.8	<i>Manufacture of other articles of concrete, cement and plaster n.e.c.</i>
-7.0	18.3	-6.8	1.0	2.4	4.1	4.1	-3.0	2.3	17.6	-9.2	-3.9	-19.6	-2.8	10.8	<i>Manufacture of other non-metallic mineral products n.e.c.</i>
															<i>Other industry</i>
-6.4	-2.9	14.9	21.0	1.3	-1.5	-5.2	-2.1	4.5	7.4	-5.7	-14.4	-4.9	-1.4	8.1	Manufacture of basic iron and steel
-13.2	-4.3	16.9	20.2	-2.2	6.0	1.1	-3.4	4.8	6.6	-5.7	-17.7	-11.8	-4.2	18.6	Manufacture of basic precious and other non-ferrous metals
-9.6	-5.0	16.4	7.1	-2.5	-5.5	-2.3	2.2	-4.1	12.1	4.2	-12.1	0.9	-1.1	14.8	Casting of metals
4.7	-14.4	2.0	-1.2	-1.3	4.8	12.2	2.9	-3.8	1.9	1.7	-8.5	1.5	-11.0	2.1	Manufacture of structural metal products, tanks, reservoirs , steam generators , weapons and ammunition
															<i>Manufacture of metal doors, windows and their frames, shutters and gates</i>
2.3	-13.2	3.1	1.8	-3.1	4.9	15.4	1.3	-4.5	1.7	2.4	-9.0	1.5	-14.0	3.3	<i>Manufacture of other structural metal products</i>
12.1	-18.6	-0.7	-9.8	4.2	4.7	4.0	8.6	-2.1	2.5	-0.5	-7.4	2.6	-3.1	-1.7	<i>Manufacture of tanks, reservoirs and containers of metal</i>
-5.7	1.7	-3.3	-0.5	-1.5	3.3	0.9	-1.2	1.0	0.3	0.5	-0.3	-13.5	5.7	12.9	<i>Other industry</i>
1.6	-1.4	2.4	-1.0	3.2	-0.2	8.5	1.0	-4.4	7.5	2.2	-10.4	1.8	-1.9	3.3	Manufacture of other fabricated metal products; metal working service activities
															<i>Forging, pressing, stamping and roll-forming of metal; powder metallurgy</i>
1.6	1.6	3.9	-5.4	5.6	-1.1	1.4	-0.9	-3.8	4.8	3.7	-5.9	2.0	3.7	2.7	<i>Treatment and coating of metals; machining</i>
16.7	-15.5	5.4	5.1	3.5	0.1	8.2	5.5	1.4	8.4	-0.1	-15.7	17.1	-18.9	1.3	<i>Manufacture of tins and cans for food products, collapsible tubes and boxes</i>
-5.3	-4.1	4.1	1.1	3.9	-3.8	14.6	-1.5	-7.9	11.0	-0.9	-4.8	-5.7	5.9	-0.9	<i>Manufacture of metal cable, plaited bands and similar articles</i>
															<i>Manufacture of bolts, screws, nuts and similar threaded products</i>
-1.5	-4.0	3.9	-5.9	2.9	1.9	8.8	4.2	-3.3	3.8	2.3	-6.1	2.9	0.7	4.7	
5.6	-10.1	4.4	-1.9	1.7	2.5	2.3	-0.9	-0.6	-1.8	4.9	0.6	-7.1	5.1	-2.0	<i>Manufacture of metal household articles</i>
1.2	11.8	-3.1	3.8	1.7	-1.5	11.1	-2.3	-9.2	11.0	5.4	-19.2	-6.1	1.6	5.1	<i>Manufacture of any other fabricated metal products n.e.c.</i>
3.7	9.1	0.9	-3.2	2.3	6.6	-5.3	-6.6	3.7	11.0	0.0	-7.8	4.6	-11.1	9.1	<i>Other industry</i>
6.8	-8.9	11.5	8.5	-14.9	1.9	-3.9	-6.0	15.4	17.8	-20.9	4.5	6.3	-4.8	7.8	Manufacture of electronic components and boards
															<i>Manufacture of diodes, transistors and similar semiconductor devices</i>
10.6	-7.9	11.0	5.6	-14.9	-1.3	0.3	-10.4	16.4	24.2	-24.5	6.6	5.6	-1.1	5.5	<i>Manufacture of electronic integrated circuits micro assemblies</i>
															<i>Manufacture of electrical capacitors and resistors</i>
2.6	-11.2	12.9	9.8	-16.8	9.0	-11.4	2.3	15.8	12.2	-15.5	1.1	8.6	-9.6	13.3	<i>Manufacture of printed circuit boards</i>
															<i>Manufacture of display components</i>
-1.4	-4.1	7.6	29.5	-6.2	-7.1	2.4	-10.3	5.4	-4.4	-18.4	7.1	-1.7	-9.7	-4.3	<i>Manufacture of other components for electronic applications</i>
2.0	0.8	-1.5	-38.5	33.1	-11.9	14.2	9.5	6.6	-0.7	34.3	-14.9	-1.4	0.0	6.1	Manufacture of computers and peripheral equipment
1.2	-9.2	10.1	1.2	-19.9	10.4	-3.2	-11.9	-3.3	9.9	-15.1	19.3	9.1	-9.2	10.2	Manufacture of communication equipment
6.7	3.1	5.0	-4.5	-7.3	-6.9	-6.5	-17.7	11.2	25.1	-14.6	27.6	8.1	1.9	-7.8	Manufacture of consumer electronics
6.1	-1.1	14.0	8.4	-0.9	1.0	-1.5	-4.6	-11.4	9.3	-17.0	8.7	6.6	0.7	-0.7	Manufacture of measuring, testing, navigating and control equipment; watches and clocks
															<i>Manufacture of measuring, testing, navigating and control equipment</i>
6.7	-2.1	14.6	9.5	-1.3	0.4	-1.3	-6.0	-11.5	11.3	-19.2	9.2	7.3	-0.2	-0.9	<i>Manufacture of industrial process control equipment</i>
-0.6	11.4	7.5	-3.6	4.3	8.7	-3.8	10.5	-10.7	-9.8	7.8	4.0	0.7	8.6	0.8	<i>Manufacture of watches and clocks and parts</i>
-18.3	4.1	15.5	-5.5	5.2	8.8	-2.1	12.2	-4.0	-5.7	-9.2	5.9	-13.5	3.9	16.6	Manufacture of irradiation, electromedical and electrotherapeutic equipment

Jadual Table **1.4c** : Nilai Jualan Sektor Pembuatan Mengikut Kumpulan: Perubahan Peratusan Bulanan/Suku Tahunan
 : Sales Value of Manufacturing Sector by Group: Monthly/Quarterly Percentage Change

Kod Kumpulan Group code	Keterangan Kumpulan/Tempoh	2024				2025		2024				
		Q1	Q2	Q3	Q4	Q1	Q2	Jan.	Feb.	Mac	Apr.	Mei
267 (26701 & 26702) & 268 (26800)	Pembuatan peralatan optikal, kelengkapan fotografi, media magnetik dan optikal	6.5	-16.2	9.3	19.1	-2.2	1.9	9.2	-6.3	9.0	-16.7	-0.02
271	Pembuatan motor elektrik, penjana, transformer dan perkakasan pengagihan dan pengawalan elektrik	-11.0	5.7	17.9	-5.5	-13.7	8.5	-1.4	-10.0	4.1	6.1	2.5
27101	Pembuatan motor elektrik, penjana dan transformer	-12.4	2.0	28.9	-8.3	-23.0	8.8	1.0	-12.2	1.4	5.9	0.7
27102	Pembuatan perkakasan pengagihan dan pengawalan elektrik	-10.5	7.1	13.9	-4.3	-10.1	8.4	-2.3	-9.1	5.2	6.1	3.2
272/ 27200	Pembuatan bateri dan akumulator	-10.5	13.1	25.1	-15.9	14.0	10.8	-2.3	-11.2	1.1	9.7	10.4
273	Pembuatan pendawaian dan peranti pendawaian	-5.4	3.4	5.8	-1.9	-10.3	9.9	7.1	-12.1	-1.8	6.0	10.4
27310	Pembuatan kabel gentian optikal	2.8	3.8	-9.1	-9.9	-13.0	3.9	2.2	-6.2	-4.8	6.2	7.7
27320	Pembuatan wayar dan kabel elektronik dan elektrik lain	-6.9	3.0	8.0	-1.8	-11.5	11.0	6.6	-12.9	-1.9	6.0	10.6
27330	Pembuatan alatan pendawaian pembawa dan bukan pembawa arus untuk litar elektrik (tanpa mengira jenis bahan)	11.3	7.6	-12.1	2.8	8.4	0.3	19.9	-5.9	0.8	5.2	10.3
274/ 27400	Pembuatan kelengkapan pencahayaan elektrik	-0.7	-3.9	38.1	-1.3	-10.5	-0.7	12.9	-7.7	-4.0	-1.5	10.8
275/ 27500	Pembuatan perkakasan domestik	9.9	0.9	6.4	-13.5	3.5	-0.9	10.5	-0.5	6.6	-0.3	-6.7
279/ 27900	Pembuatan kelengkapan elektrik lain	-14.1	-2.9	7.2	-3.5	-2.0	-6.9	-2.7	-15.8	5.8	-7.6	9.6
281 & 282	Pembuatan jentera kegunaan umum dan kegunaan khas	-8.0	8.1	-8.7	17.5	-6.7	9.2	-7.1	-6.0	1.0	12.0	-2.4
28120	Pembuatan alat-alat kuasa bendalir	-28.6	-4.0	2.8	26.5	-20.8	6.1	-17.7	-8.7	-19.5	11.8	1.9
28130	Pembuatan pam, pemampat, kepala paip dan injap lain	-4.1	11.0	-9.9	13.3	0.5	8.3	-8.4	-4.9	3.9	11.5	-3.0
28180	Pembuatan alatan tangan yang menggunakan kuasa dilengkapkan dengan motor elektrik atau bukan motor elektrik atau pneumatik	-4.1	11.0	-9.9	13.3	0.5	8.3	-8.4	-4.9	3.9	11.5	-3.0
28220	Pembuatan jentera pembentukan logam dan alatan mesin	0.8	11.0	-18.2	23.1	-5.1	8.2	-3.4	-5.9	-0.2	15.8	1.3
28192	Pembuatan mesin penyaman udara, termasuk untuk kenderaan bermotor	-17.9	13.9	-14.1	25.7	-19.2	16.4	-13.4	-11.9	10.5	21.6	-9.7
28290	Pembuatan lain-lain mesin bertujuan khas t.t.t.l. Industri lain	-6.5	2.9	0.4	12.1	-4.5	8.2	-2.9	-3.6	-0.9	5.0	-1.1
291 (29101 & 29102)	Pembuatan kenderaan bermotor	-10.6	-17.2	-0.2	10.2	-18.3	-4.8	1.5	-17.5	-4.4	-6.2	11.3
292/ 29200	Pembuatan kerangka (coachwork) untuk kenderaan bermotor; pembuatan treler dan semi treler	-32.8	5.7	13.8	30.8	-17.3	-1.4	-29.6	-12.4	27.9	-11.1	4.4
293/ 29300	Pembuatan alat ganti dan aksesori untuk kenderaan bermotor	0.5	-2.7	9.8	-5.4	-10.2	6.9	4.4	-3.4	-4.1	1.0	13.3
301 (30110 & 30120)	Pembinaan kapal dan bot	0.0	1.1	-17.9	46.4	-0.7	-5.3	-1.6	2.9	24.0	8.3	-25.5
302, 303, 304 & 309	Pembuatan lokomotif keretapi, rolling stock, kapal angkasa dan udara, jentera berkaitan, kenderaan tempur ketenteraan, dan kelengkapan pengangkutan t.t.t.l.	-8.1	-4.3	-3.5	7.8	-9.4	-1.7	-3.5	-10.6	11.1	-5.7	-3.0
30910	Pembuatan motosikal	2.1	-5.1	-3.9	4.4	6.4	2.6	8.3	-14.4	-0.4	-0.1	2.2
30920	Pembuatan basikal dan invalid carriages	-3.6	3.3	-6.6	14.9	-12.8	-1.3	5.9	-17.6	17.8	-3.5	2.4
	Industri lain	-14.9	-7.0	-1.7	6.6	-17.0	-5.2	-13.2	-4.9	15.4	-9.4	-8.4
310	Pembuatan perabot	7.3	-21.9	-5.6	31.4	7.4	-22.0	5.1	-7.9	13.8	-19.0	0.3
31001	Pembuatan perabot kayu dan rotan	14.1	-24.6	-4.4	28.8	14.0	-24.4	6.8	-3.1	17.4	-23.1	-2.1
	Industri lain	0.7	-19.0	-6.8	34.1	0.8	-19.2	3.4	-12.7	9.9	-14.1	2.9
321 (32110 & 32120)	Pembuatan barang kemas, bijouterie dan artikel berkaitan	0.8	21.2	-3.8	-1.7	-1.3	10.8	6.8	-14.0	6.0	19.9	3.1
322, 325 & 329	Pembuatan instrumen muzik, peralatan dan bekalan perubahan dan pergigian dan pembuatan lain t.t.t.l.	-5.1	9.2	-10.2	-4.8	5.6	17.5	-2.2	0.3	-2.5	11.3	7.6
32901	Pembuatan alat tulis	2.0	16.4	1.8	-9.3	1.5	9.5	1.2	-6.5	10.3	10.4	1.0
	Industri lain	-7.2	7.0	-14.4	-2.9	7.2	20.4	-3.3	2.6	-6.2	11.6	9.9
323/ 32300	Pembuatan barangan sukan	13.1	-2.4	-24.7	5.9	21.0	5.3	11.6	-7.9	8.5	14.5	-16.7
324/ 32400	Pembuatan permainan dan mainan	4.5	39.9	1.5	-14.6	-5.8	16.5	6.4	0.5	26.0	7.8	25.4
331 & 332	Pembaikan pemasangan produk logam, jentera, kelengkapan dan pemasangan jentera perindustrian dan kelengkapan	-0.4	-13.0	0.4	18.7	2.3	-11.7	-1.7	-3.8	20.0	-3.5	-29.2
33150	Pembaikan dan penyelenggaraan kelengkapan pengangkutan kecuali motosikal dan basikal	2.1	-9.5	1.9	22.8	3.0	-11.4	-2.5	-1.3	29.8	1.2	-36.2
	Industri lain	-2.0	-15.1	-0.6	15.8	1.9	-12.0	-1.3	-5.3	14.0	-6.8	-23.9
Jumlah Pembuatan		-0.9	1.5	4.1	-0.3	-1.3	1.0	1.9	-4.3	8.4	-3.3	1.1

2025															Group Description/Period
Jun	Jul.	Ogo.	Sep.	Okt.	Nov.	Dis.	Jan.	Feb.	Mac	Apr.	Mei	Jun	Jul.	Ogo.	
-8.7	12.6	5.1	-0.4	19.7	-1.3	-3.1	2.1	-5.6	6.3	-9.5	25.0	-15.6	9.6	8.3	Manufacture of optical instruments, photographic equipment, magnetic and optical media
-3.2	12.6	7.3	3.6	-2.5	-9.6	-3.5	-4.6	-8.0	4.3	6.5	4.9	-3.5	7.7	1.6	Manufacture of electric motors, generators, transformers and electricity distribution and control apparatus
-1.7	15.3	16.9	4.1	-2.8	-17.2	-3.8	-11.1	-7.5	0.6	6.3	8.4	-2.6	3.4	-8.0	Manufacture of electric motors, generators and transformers
-3.7	11.6	3.7	3.3	-2.3	-6.4	-3.4	-2.3	-8.2	5.5	6.5	3.7	-3.8	9.2	4.7	Manufacture of electricity distribution and control apparatus
-0.8	16.1	1.6	11.1	-18.2	-3.9	-6.1	28.1	-8.0	-1.9	10.6	9.0	-4.2	3.7	7.2	Manufacture of batteries and accumulators
-9.7	8.0	0.8	2.9	0.4	-4.3	-4.7	0.8	-10.0	-0.1	7.9	9.6	-1.9	9.5	-4.5	Manufacture of wiring and wiring devices
-5.1	-14.4	26.8	-24.9	-2.1	3.0	5.3	-9.9	-8.9	-5.4	7.2	8.8	-5.3	6.2	20.0	Manufacture of fibre optic cables
-10.0	10.9	-0.6	4.9	0.3	-5.0	-5.1	0.3	-10.3	-0.1	8.3	10.7	-1.8	10.4	-5.8	Manufacture of other electronic and electric wires and cables
-8.3	-12.1	5.7	-3.3	3.1	2.0	-3.6	14.5	-6.5	2.3	3.9	-3.0	-2.3	-0.9	1.2	Manufacture of current-carrying and non current-carrying wiring devices for electrical circuits regardless of material
-10.9	27.0	21.6	-1.8	-1.2	-8.5	2.6	-9.0	1.7	-4.6	-0.6	9.2	-10.0	26.3	13.4	Manufacture of electric lighting equipment
5.5	1.0	10.9	-8.7	-8.6	-3.5	-1.6	5.2	1.0	0.2	0.9	-10.2	15.3	0.8	10.6	Manufacture of domestic appliances
2.8	-1.2	5.2	-0.1	-3.4	-7.6	11.2	3.5	-16.8	6.8	-7.5	2.9	2.2	0.5	13.8	Manufacture of other electrical equipment
-1.8	-9.8	4.5	0.6	5.3	13.2	1.9	-7.3	-4.6	-4.5	17.4	-4.0	0.8	-8.3	-2.4	Manufacture of general-purpose and special-purpose machinery
5.5	-10.9	12.0	7.3	-1.0	25.1	2.3	-19.9	-14.7	2.4	9.7	1.7	-1.6	-7.1	-17.0	Manufacture of fluid power equipment
2.1	-9.4	0.7	-4.0	4.1	15.3	3.5	-6.2	5.7	-10.3	15.1	-3.0	4.3	-8.8	-5.2	Manufacture of other pumps, compressors, taps and valves
-8.5	-21.6	18.3	-4.7	10.7	10.6	4.7	-4.5	-6.9	-6.4	24.9	-9.9	-1.8	-22.4	-2.5	Manufacture of power-driven hand tools with self-contained electric or non-electric motor or pneumatic drives
-6.7	-7.7	-8.1	20.9	1.7	17.0	2.5	-13.0	-19.9	0.9	33.1	-9.8	2.1	-4.0	-10.2	Manufacture of metal-forming machinery and machine tools
1.6	-2.5	4.4	-1.7	5.8	9.5	-1.6	-4.4	-2.3	-1.3	9.1	1.7	-0.7	-1.0	5.2	Manufacture of air-conditioning machines, including for motor vehicles
-27.0	25.9	3.5	-21.1	28.9	-0.8	0.1	-12.5	-7.3	-5.1	5.5	4.3	-20.0	29.7	0.02	Manufacture of motor vehicles
8.7	9.7	-7.7	6.3	25.6	9.1	-9.2	7.2	-35.1	15.6	1.9	1.0	7.4	16.1	-6.0	Manufacture of other special-purpose machinery n.e.c.
-22.6	30.8	-0.6	-10.4	-0.9	7.2	-4.6	-6.6	-2.5	-4.3	7.7	9.7	-9.0	27.3	-4.4	Other industry
-9.6	-5.8	-2.4	18.3	26.2	8.5	-2.4	-0.9	-6.2	10.6	2.7	-19.3	3.5	-6.4	-4.5	Building of ships and boats
1.0	-3.9	0.3	2.1	7.0	2.5	-7.0	-7.2	-5.6	17.0	-5.4	-3.1	-7.3	-3.7	4.7	Manufacture of railway locomotives, rolling stock, air and spacecraft, related machinery, military fighting vehicles and transport equipment n.e.c
-2.4	3.8	-5.9	-8.6	5.6	14.5	-6.0	-1.0	-3.0	28.9	-11.9	3.3	-6.4	4.3	-4.3	Manufacture of motorcycles
3.1	-12.2	7.3	-3.8	12.1	7.6	-6.4	-3.2	-14.0	4.4	6.0	0.5	-14.9	-18.6	14.5	Manufacture of bicycles and invalid carriages
2.2	-4.6	1.1	11.5	5.5	-5.7	-7.9	-13.1	-2.6	14.9	-5.5	-9.6	-3.9	-2.9	8.5	Other industry
-27.5	5.5	8.5	17.6	10.3	5.8	2.0	2.5	-3.8	12.7	-20.6	0.8	-25.2	6.5	3.5	Manufacture of furniture
-28.6	7.8	15.4	8.0	8.6	10.1	2.9	4.1	-1.3	15.4	-24.1	0.3	-27.3	10.4	2.3	Manufacture of wooden and cane furniture
-26.4	3.3	1.4	28.7	11.9	1.8	1.0	0.8	-6.4	9.5	-16.5	1.4	-23.0	2.6	5.0	Other industry
1.1	-8.9	0.0	11.4	-11.1	5.4	-1.5	9.6	-14.0	-4.4	18.0	2.3	1.5	-6.6	2.4	Manufacture of jewellery, bijouterie and related articles
-15.0	-2.5	-2.0	5.2	-9.9	4.3	0.0	1.0	0.4	8.4	11.7	6.3	-13.1	-2.8	-3.2	Manufacture of musical instruments, medical and dental instruments and supplies and other manufacturing n.e.c.
1.2	3.5	-0.2	-8.0	-0.8	-8.1	7.0	-0.3	-4.0	8.6	6.8	0.6	-5.7	-3.6	0.6	Manufacture of stationery
-20.1	-4.8	-2.8	11.0	-13.2	9.5	-2.5	1.5	2.1	8.4	13.5	8.2	-15.4	-2.5	-4.6	Other industry
-20.8	-3.1	-0.1	-6.1	-2.9	16.9	6.5	10.4	-1.8	4.3	13.0	-17.0	8.9	-6.6	-2.4	Manufacture of sports goods
-12.4	3.9	0.9	-3.5	-5.1	-8.6	-7.8	3.1	-4.9	9.4	8.7	5.6	-3.1	10.9	9.3	Manufacture of games and toys
2.8	-4.0	10.9	25.5	-1.5	4.4	-5.5	-0.4	-2.9	22.3	-2.7	-28.9	-1.3	-2.8	9.1	Repair of fabricated metal products, machinery and equipment and installation of industrial machinery and equipment
0.6	-4.0	17.8	35.1	-6.9	10.0	-6.9	-2.8	-3.4	31.0	1.4	-39.3	2.9	2.4	15.1	Repair and maintenance of transport equipment except motorcycles and bicycles
4.3	-4.0	6.7	19.0	2.7	0.5	-4.5	1.3	-2.6	16.2	-6.0	-19.9	-4.0	-6.5	4.5	Other industry
0.8	0.6	4.4	-1.0	-0.5	0.3	-2.2	-0.2	-3.1	7.3	-2.4	-1.1	1.6	0.8	3.5	Total Manufacturing

Jadual
Table **1.5a** : Bilangan Pekerja Bergaji Sektor Pembuatan Mengikut Kumpulan
: Number of Paid Employees of Manufacturing Sector by Group

Kod Kumpulan Group code	Keterangan Kumpulan/Tempoh	2023	2024	2024		
				Q1	Q2	Q3
101	Pemprosesan dan pengawetan daging	14,664	15,265	14,966	14,548	15,288
102	Pemprosesan dan pengawetan ikan, krustasea dan moluska	17,342	17,394	17,616	17,657	17,410
10201 & 10202	Pengetinan ikan, krustasea dan moluska	14,485	14,280	14,642	14,690	14,245
	Industri lain	2,857	3,114	2,974	2,967	3,165
103	Pemprosesan dan pengawetan buah-buahan dan sayur - sayuran	10,127	9,524	10,789	10,401	9,719
10303 & 10304	Pengetinan nanas	570	540	583	567	548
	Pembuatan jem, marmalad dan sajian jeli	9,557	8,984	10,206	9,834	9,172
	Industri lain	9,557	8,984	10,206	9,834	9,172
104	Pembuatan minyak dan lemak daripada sayuran dan haiwan	89,888	92,217	89,298	90,516	91,201
10404 & 10406	Pembuatan minyak sayuran mentah dan bertapis	4,477	4,782	4,604	4,666	4,772
10405	Pembuatan sebatian lemak masakan	2,631	2,653	2,669	2,665	2,662
	Pembuatan minyak kelapa	82,779	84,782	82,025	83,184	83,767
	Industri lain	82,779	84,782	82,025	83,184	83,767
105	Pembuatan produk tenusu	13,874	14,135	14,144	14,003	14,208
10502	Pembuatan susu pekat, tepung dan sejat	9,858	9,963	10,197	9,969	10,041
	Industri lain	4,017	4,172	3,947	4,034	4,167
106	Pembuatan produk bijian, kanji dan produk	11,538	11,591	11,325	11,202	11,819
10611 & 10613	Pengilangan beras	5,400	5,524	5,438	5,309	5,715
	Pengilangan tepung	5,223	5,236	4,992	5,005	5,243
	Industri lain	915	831	895	888	860
107	Pembuatan produk makanan lain	141,851	146,141	142,155	142,049	146,602
10711 & 10712	Pembuatan biskut dan cookies	14,889	15,052	14,430	14,578	15,291
10713	Pembuatan roti, kek dan produk bakeri lain	33,814	35,131	33,618	34,421	35,535
10721	Pembuatan produk snek	9,620	9,845	9,581	9,671	9,904
10731	Pembuatan gula	1,836	1,829	1,829	1,829	1,810
10732 & 10733	Pembuatan produk koko	2,644	2,405	2,569	2,403	2,380
	Pembuatan coklat dan produk coklat	8,634	8,716	8,682	8,562	8,665
10793	Pembuatan konfeksi gula	13,437	15,091	13,873	13,438	14,959
10799	Pembuatan sos dan bahan perasa	18,153	18,807	18,596	18,293	18,994
	Pembuatan produk makanan lain t.t.t.l.	38,825	39,266	38,979	38,855	39,064
	Industri lain	38,825	39,266	38,979	38,855	39,064
108/10800	Pembuatan makanan haiwan tersedia	13,666	13,914	13,947	13,790	13,652
110	Pembuatan minuman ringan	16,805	17,239	17,129	17,336	16,952
11041 & 11042	Pembuatan minuman ringan	10,717	11,025	10,884	11,080	10,826
	Pengeluaran air mineral semulajadi dan minuman lain yang dibotolkan	4,111	4,234	4,247	4,238	4,176
	Industri lain	1,976	1,981	1,998	2,018	1,951
120/12000	Pembuatan produk tembakau	1,259	1,278	1,331	1,251	1,274
131	Pemintalan, penenunan dan penyiapan tekstil	13,207	13,753	13,470	13,726	13,878
13110 & 13120	Penyediaan dan pemintalan gentian tekstil	9,168	9,339	9,433	9,611	9,309
13132	Penenunan tekstil	3,592	3,928	3,568	3,638	4,074
	Pewarnaan, pelunturan, percetakan dan penyiapan akhir benang dan fabrik	447	486	469	478	495
	Industri lain	447	486	469	478	495
139	Pembuatan tekstil lain	15,096	14,845	14,854	14,914	14,920
13910	Pembuatan fabrik dikait dan dikrusye	5,531	5,465	5,407	5,552	5,483
	Industri lain	9,564	9,380	9,447	9,361	9,436
141	Pembuatan pakaian, kecuali pakaian berbulu	43,688	43,092	44,375	43,995	43,208
14102	Pembuatan pakaian	31,863	31,431	32,580	32,287	31,514
	Industri lain	11,825	11,661	11,795	11,708	11,693
142 & 143	Pembuatan artikel daripada kulit bulu dan pakaian yang dikait dan dikrusye	1,093	1,050	1,099	1,095	1,106
151 (15110 & 15120)	Penyamakan dan pembersihan kulit, pembuatan bagasi, beg tangan, pelana dan abah-abah pembersihan dan pewarnaan bulu	5,808	5,752	5,680	5,579	5,856
152	Pembuatan kasut	7,071	7,415	7,209	7,280	7,285
15201 & 15203	Pembuatan kasut kulit	3,719	3,741	3,731	3,729	3,682
	Pembuatan kasut getah	3,352	3,674	3,478	3,551	3,603
	Industri lain	3,352	3,674	3,478	3,551	3,603
161/16100	Pengilangan dan pengetaman kayu	24,448	24,600	24,271	24,178	24,415

2025		2024		2025		Group Description/Period
Q4	Q1	Q2	(Jan. - Ogo.)	(Jan. - Ogo.)		
15,265	15,194	15,419	14,631	15,531		Processing and preserving of meat
17,394	17,537	17,397	17,199	16,916		Processing and preserving of fish, crustaceans and molluscs
						<i>Canning of fish, crustaceans and molluscs</i>
14,280	14,459	14,352	14,025	13,824		<i>Processing, curing and preserving of fish, crustacean and molluscs</i>
3,114	3,077	3,045	3,173	3,092		<i>Other industry</i>
9,524	9,754	9,843	10,041	9,660		Processing and preserving of fruits and vegetable
						<i>Pineapple canning</i>
540	548	512	554	497		<i>Manufacture of jams, marmalades and table jellies</i>
8,984	9,207	9,331	9,487	9,163		<i>Other industry</i>
92,217	91,634	93,020	91,307	95,165		Manufacture of vegetable and animal oils and fats
						<i>Manufacture of crude and refined vegetable oil</i>
4,782	4,828	4,838	4,796	4,900		<i>Manufacture of compound cooking fats</i>
2,653	2,697	2,683	2,669	2,676		<i>Manufacture of coconut oil</i>
84,782	84,109	85,498	83,842	87,590		<i>Other industry</i>
14,135	14,370	14,183	14,216	14,046		Manufacture of dairy products
9,963	10,234	10,057	10,093	10,045		<i>Manufacture of condensed, powdered and evaporated milk</i>
4,172	4,136	4,126	4,123	4,001		<i>Other industry</i>
11,591	11,929	11,728	11,254	11,652		Manufacture of grain mill products, starches and starch products
5,524	5,767	5,601	5,391	5,547		<i>Rice milling</i>
5,236	5,353	5,325	4,996	5,313		<i>Flour milling</i>
831	809	801	866	793		<i>Other industry</i>
146,141	145,892	145,186	145,642	148,115		Manufacture of other food products
15,052	14,532	14,608	15,159	15,252		<i>Manufacture of biscuits and cookies</i>
35,131	35,044	35,656	35,470	37,033		<i>Manufacture of bread, cakes and other bakery products</i>
9,845	9,868	9,852	9,713	9,774		<i>Manufacture of snack products</i>
1,829	1,838	1,878	1,816	1,869		<i>Manufacture of sugar</i>
2,405	2,424	2,364	2,376	2,336		<i>Manufacture of cocoa products</i>
						<i>Manufacture of chocolate and chocolate products</i>
8,716	8,804	8,693	8,555	8,538		<i>Manufacture of sugar confectionery</i>
15,091	15,459	14,564	14,912	16,030		<i>Manufacture of sauces and condiments</i>
18,807	18,268	17,958	18,605	17,718		<i>Manufacture of other food products n.e.c.</i>
39,266	39,653	39,613	39,036	39,565		<i>Other industry</i>
13,914	14,351	13,945	13,873	14,021		Manufacture of prepared animal feeds
17,239	17,602	17,930	16,922	17,578		Manufacture of beverages
11,025	11,123	11,345	10,761	11,141		<i>Manufacture of soft drinks</i>
4,234	4,446	4,580	4,169	4,468		<i>Production of natural mineral waters and other bottled waters</i>
1,981	2,033	2,004	1,992	1,969		<i>Other industry</i>
1,278	1,343	1,271	1,179	1,200		Manufacture of tobacco products
13,753	13,746	13,911	13,831	13,781		Spinning, weaving and finishing of textiles
						<i>Preparation and spinning of textile fibres</i>
9,339	9,391	9,487	9,391	9,336		<i>Weaving of textiles</i>
3,928	3,883	3,963	3,963	4,003		<i>Dyeing, bleaching, printing and finishing of yarns and fabrics</i>
486	472	461	477	442		<i>Other industry</i>
14,845	14,628	14,795	14,903	15,018		Manufacture of other textiles
5,465	5,276	5,456	5,557	5,574		<i>Manufacture of knitted and crocheted fabrics</i>
9,380	9,353	9,339	9,346	9,444		<i>Other industry</i>
43,092	44,747	44,104	42,641	43,004		Manufacture of wearing apparel, except fur apparel
31,431	32,810	32,435	31,071	31,568		<i>Manufacture of clothings</i>
11,661	11,936	11,669	11,570	11,436		<i>Other industry</i>
1,050	1,056	1,020	1,077	1,013		Manufacture of articles of fur, knitted and crocheted apparel
5,752	5,682	5,668	5,690	5,725		Tanning and dressing of leather; manufacture of luggage, handbags, saddlery and harness; dressing and dyeing of fur
7,415	7,457	7,332	7,175	7,319		Manufacture of footwear
						<i>Manufacture of leather footwear</i>
3,741	3,600	3,606	3,684	3,535		<i>Manufacture of rubber footwear</i>
3,674	3,857	3,726	3,492	3,784		<i>Other industry</i>
24,600	24,358	24,955	24,645	25,647		Sawmilling and planing of wood

Jadual Table **1.5a** : Bilangan Pekerja Bergaji Sektor Pembuatan Mengikut Kumpulan (samb.)
: Number of Paid Employees of Manufacturing Sector by Group (cont.)

Kod Kumpulan Group code	Keterangan Kumpulan/Tempoh	2024									
		Jan.	Feb.	Mac	Apr.	Mei	Jun	Jul.	Ogo.	Sep.	
101	Pemprosesan dan pengawetan daging	14,832	14,925	14,966	14,891	14,941	14,548	14,629	14,631	15,288	
102	Pemprosesan dan pengawetan ikan, krustasea dan moluska	17,808	17,743	17,616	17,849	17,864	17,657	17,485	17,199	17,410	
10201 & 10202	Pengetinan ikan, krustasea dan moluska	14,874	14,747	14,642	14,851	14,874	14,690	14,481	14,025	14,245	
	Industri lain	2,934	2,996	2,974	2,998	2,990	2,967	3,004	3,173	3,165	
103	Pemprosesan dan pengawetan buah-buahan dan sayur - sayuran	10,503	10,712	10,789	10,740	10,497	10,401	10,171	10,041	9,719	
10303 & 10304	Pengetinan nanas	546	601	583	587	563	567	566	554	548	
	Pembuatan jem, marmalad dan sajian jeli	9,957	10,112	10,206	10,152	9,933	9,834	9,606	9,487	9,172	
	Industri lain	2,934	2,996	2,974	2,998	2,990	2,967	3,004	3,173	3,165	
104	Pembuatan minyak dan lemak daripada sayuran dan haiwan	89,773	89,390	89,298	89,531	89,947	90,516	91,435	91,307	91,201	
10404 & 10406	Pembuatan minyak sayuran mentah dan bertapis	4,426	4,588	4,604	4,690	4,682	4,666	4,668	4,796	4,772	
10405	Pembuatan sebatian lemak masakan	2,669	2,673	2,669	2,669	2,672	2,665	2,672	2,669	2,662	
	Pembuatan minyak kelapa	82,678	82,129	82,025	82,172	82,592	83,184	84,096	83,842	83,767	
105	Pembuatan produk tenusu	14,023	13,937	14,144	14,160	14,266	14,003	14,033	14,216	14,208	
10502	Pembuatan susu pekat, tepung dan sejat	10,060	9,972	10,197	10,182	10,273	9,969	9,989	10,093	10,041	
	Industri lain	3,962	3,964	3,947	3,978	3,993	4,034	4,044	4,123	4,167	
106	Pembuatan produk bijian, kanji dan produk	11,615	11,351	11,325	11,255	11,224	11,202	11,092	11,254	11,819	
10611 & 10613	Pengilangan beras	5,492	5,517	5,438	5,395	5,381	5,309	5,282	5,391	5,715	
	Pengilangan tepung	5,226	4,940	4,992	4,977	4,967	5,005	4,918	4,996	5,243	
	Industri lain	897	893	895	882	876	888	892	866	860	
107	Pembuatan produk makanan lain	143,476	142,916	142,155	143,154	143,362	142,049	143,903	145,642	146,602	
10711 & 10712	Pembuatan biskut dan cookies	14,944	14,786	14,430	14,408	14,575	14,578	15,020	15,159	15,291	
10713	Pembuatan roti, kek dan produk bakeri lain	34,029	34,078	33,618	34,687	34,712	34,421	35,257	35,470	35,535	
10721 & 10731	Pembuatan produk snek	9,784	9,626	9,581	9,574	9,624	9,671	9,737	9,713	9,904	
10732 & 10733	Pembuatan gula	1,839	1,843	1,829	1,825	1,831	1,829	1,822	1,816	1,810	
10732 & 10733	Pembuatan produk koko	2,653	2,647	2,569	2,530	2,420	2,403	2,392	2,376	2,380	
10732 & 10733	Pembuatan coklat dan produk coklat	8,761	8,708	8,682	8,613	8,638	8,562	8,652	8,555	8,665	
10733	Pembuatan konfeksi gula	13,754	13,723	13,873	13,897	13,753	13,438	13,612	14,912	14,959	
10793 & 10799	Pembuatan sos dan bahan perasa	18,611	18,669	18,596	18,544	18,562	18,293	18,634	18,605	18,994	
	Pembuatan produk makanan lain t.t.t.l.	39,100	38,836	38,979	39,074	39,246	38,855	38,776	39,036	39,064	
108/10800	Pembuatan makanan haiwan tersedia	13,905	13,915	13,947	13,963	13,983	13,790	13,759	13,873	13,652	
110	Pembuatan minuman ringan	17,041	17,045	17,129	17,275	17,289	17,336	17,274	16,922	16,952	
11041 & 11042	Pembuatan minuman ringan	10,808	10,787	10,884	10,989	11,000	11,080	11,046	10,761	10,826	
	Pengeluaran air mineral semulajadi dan minuman lain yang dibotolkan	4,259	4,262	4,247	4,260	4,280	4,238	4,228	4,169	4,176	
	Industri lain	1,974	1,996	1,998	2,026	2,009	2,018	2,001	1,992	1,951	
120/12000	Pembuatan produk tembakau	1,272	1,320	1,331	1,256	1,245	1,251	1,245	1,179	1,274	
131	Pemintalan, penenunan dan penyiapan tekstil	13,152	13,122	13,470	13,587	13,871	13,726	13,822	13,831	13,878	
13110 & 13120	Penyediaan dan pemintalan gentian tekstil	9,112	9,092	9,433	9,591	9,748	9,611	9,492	9,391	9,309	
13120	Penenunan tekstil	3,588	3,577	3,568	3,527	3,629	3,638	3,869	3,963	4,074	
13132	Pewarnaan, pelunturan, percetakan dan penyiapan akhir benang dan fabrik	453	453	469	469	494	478	461	477	495	
139	Pembuatan tekstil lain	15,312	14,871	14,854	14,866	15,028	14,914	14,725	14,903	14,920	
13910	Pembuatan fabrik dikait dan dikrusye	5,594	5,391	5,407	5,422	5,596	5,552	5,493	5,557	5,483	
	Industri lain	9,717	9,480	9,447	9,444	9,432	9,361	9,232	9,346	9,436	
141	Pembuatan pakaian, kecuali pakaian berbulu	44,103	44,189	44,375	44,187	44,384	43,995	43,602	42,641	43,208	
14102	Pembuatan pakaian	32,271	32,361	32,580	32,374	32,615	32,287	32,059	31,071	31,514	
	Industri lain	11,831	11,828	11,795	11,813	11,769	11,708	11,543	11,570	11,693	
142 & 143	Pembuatan artikel daripada kulit bulu dan pakaian yang dikait dan dikrusye	1,100	1,098	1,099	1,126	1,120	1,095	1,091	1,077	1,106	
151 (15110 & 15120)	Penyamakan dan pembersihan kulit, pembuatan bagasi, beg tangan, pelana dan abah-abah pembersihan dan pewarnaan bulu	5,772	5,751	5,680	5,665	5,646	5,579	5,615	5,690	5,856	
152	Pembuatan kasut	7,181	7,270	7,209	7,186	7,291	7,280	7,210	7,175	7,285	
15201 & 15203	Pembuatan kasut kulit	3,827	3,802	3,731	3,687	3,730	3,729	3,667	3,684	3,682	
	Pembuatan kasut getah	3,354	3,467	3,478	3,499	3,560	3,551	3,543	3,492	3,603	
161/16100	Pengilangan dan pengetaman kayu	24,204	23,918	24,271	24,315	24,708	24,178	23,901	24,645	24,415	

2025											Group Description/Period
Okt.	Nov.	Dis.	Jan.	Feb.	Mac	Apr.	Mei	Jun	Jul.	Ogo.	
15,250	15,222	15,265	15,393	15,084	15,194	15,359	15,392	15,419	15,400	15,531	Processing and preserving of meat
17,140	17,155	17,394	17,626	17,532	17,537	17,582	17,455	17,397	17,485	16,916	Processing and preserving of fish, crustaceans and molluscs
											<i>Canning of fish, crustaceans and molluscs</i>
14,105	14,014	14,280	14,536	14,434	14,459	14,496	14,381	14,352	14,392	13,824	<i>Processing, curing and preserving of fish, crustacean and molluscs</i>
3,035	3,141	3,114	3,091	3,098	3,077	3,086	3,074	3,045	3,093	3,092	<i>Other industry</i>
9,640	9,541	9,524	9,750	9,859	9,754	9,806	9,762	9,843	9,748	9,660	Processing and preserving of fruits and vegetable
											<i>Pineapple canning</i>
540	541	540	516	551	548	543	517	512	511	497	<i>Manufacture of jams, marmalades and table jellies</i>
9,100	9,000	8,984	9,234	9,308	9,207	9,263	9,245	9,331	9,237	9,163	<i>Other industry</i>
91,158	91,778	92,217	92,195	91,940	91,634	91,381	91,901	93,020	93,879	95,165	Manufacture of vegetable and animal oils and fats
											<i>Manufacture of crude and refined vegetable oil</i>
4,796	4,781	4,782	4,913	4,839	4,828	4,829	4,848	4,838	4,803	4,900	<i>Manufacture of compound cooking fats</i>
2,666	2,653	2,653	2,716	2,705	2,697	2,689	2,693	2,683	2,683	2,676	<i>Manufacture of coconut oil</i>
83,696	84,344	84,782	84,565	84,396	84,109	83,863	84,360	85,498	86,392	87,590	<i>Other industry</i>
14,158	14,173	14,135	14,075	13,947	14,370	14,394	14,261	14,183	14,143	14,046	Manufacture of dairy products
9,973	9,984	9,963	9,888	9,888	10,234	10,271	10,178	10,057	10,055	10,045	<i>Manufacture of condensed, powdered and evaporated milk</i>
4,185	4,189	4,172	4,187	4,059	4,136	4,123	4,084	4,126	4,088	4,001	<i>Other industry</i>
11,766	11,709	11,591	11,764	12,013	11,929	11,833	11,737	11,728	11,646	11,652	Manufacture of grain mill products, starches and starch products
5,664	5,567	5,524	5,667	5,800	5,767	5,711	5,669	5,601	5,529	5,547	<i>Rice milling</i>
5,264	5,311	5,236	5,277	5,401	5,353	5,325	5,273	5,325	5,323	5,313	<i>Flour milling</i>
838	832	831	820	812	809	797	796	801	794	793	<i>Other industry</i>
147,073	146,711	146,141	147,147	146,959	145,892	146,911	146,998	145,186	146,379	148,115	Manufacture of other food products
15,210	15,171	15,052	14,876	14,490	14,532	14,421	14,596	14,608	15,158	15,252	<i>Manufacture of biscuits and cookies</i>
35,386	35,309	35,131	35,255	35,051	35,044	35,964	35,938	35,656	36,831	37,033	<i>Manufacture of bread, cakes and other bakery products</i>
9,945	9,978	9,845	9,832	9,837	9,868	9,838	9,814	9,852	9,832	9,774	<i>Manufacture of snack products</i>
1,801	1,804	1,829	1,829	1,827	1,838	1,860	1,851	1,878	1,875	1,869	<i>Manufacture of sugar</i>
2,388	2,395	2,405	2,495	2,501	2,424	2,484	2,365	2,364	2,361	2,336	<i>Manufacture of cocoa products</i>
											<i>Manufacture of chocolate and chocolate products</i>
8,744	8,722	8,716	8,799	8,890	8,804	8,995	8,945	8,693	8,638	8,538	<i>Manufacture of sugar confectionery</i>
15,112	15,117	15,091	15,478	15,504	15,459	15,404	15,446	14,564	14,548	16,030	<i>Manufacture of sauces and condiments</i>
18,956	18,867	18,807	19,169	19,224	18,268	18,279	18,209	17,958	17,570	17,718	<i>Manufacture of other food products n.e.c.</i>
39,529	39,349	39,266	39,415	39,636	39,653	39,666	39,834	39,613	39,567	39,565	<i>Other industry</i>
13,783	13,833	13,914	14,303	14,308	14,351	14,340	14,026	13,945	13,883	14,021	Manufacture of prepared animal feeds
17,086	17,043	17,239	17,468	17,505	17,602	17,684	17,778	17,930	17,903	17,578	Manufacture of beverages
10,910	10,888	11,025	11,044	11,044	11,123	11,072	11,202	11,345	11,331	11,141	<i>Manufacture of soft drinks</i>
4,210	4,208	4,234	4,394	4,425	4,446	4,580	4,582	4,580	4,593	4,468	<i>Production of natural mineral waters and other bottled waters</i>
1,966	1,947	1,981	2,030	2,037	2,033	2,032	1,994	2,004	1,979	1,969	<i>Other industry</i>
1,275	1,265	1,278	1,287	1,333	1,343	1,276	1,262	1,271	1,262	1,200	Manufacture of tobacco products
13,731	13,762	13,753	13,724	13,545	13,746	13,978	14,217	13,911	13,750	13,781	Spinning, weaving and finishing of textiles
											<i>Preparation and spinning of textile fibres</i>
9,268	9,317	9,339	9,331	9,156	9,391	9,519	9,781	9,487	9,419	9,336	<i>Weaving of textiles</i>
3,977	3,960	3,928	3,914	3,909	3,883	3,977	3,954	3,963	3,904	4,003	<i>Dyeing, bleaching, printing and finishing of yarns and fabrics</i>
486	486	486	479	480	472	482	482	461	427	442	<i>Other industry</i>
14,929	14,857	14,845	14,939	14,588	14,628	14,689	14,898	14,795	14,918	15,018	Manufacture of other textiles
5,468	5,466	5,465	5,462	5,267	5,276	5,405	5,496	5,456	5,587	5,574	<i>Manufacture of knitted and crocheted fabrics</i>
9,461	9,391	9,380	9,478	9,321	9,353	9,284	9,402	9,339	9,332	9,444	<i>Other industry</i>
42,549	42,804	43,092	44,431	44,600	44,747	44,495	44,547	44,104	43,879	43,004	Manufacture of wearing apparel, except fur apparel
30,938	31,195	31,431	32,641	32,597	32,810	32,683	32,820	32,435	32,645	31,568	<i>Manufacture of clothings</i>
11,610	11,609	11,661	11,790	12,003	11,936	11,812	11,726	11,669	11,234	11,436	<i>Other industry</i>
1,050	1,056	1,050	1,056	1,056	1,056	1,056	1,062	1,020	1,026	1,013	Manufacture of articles of fur, knitted and crocheted apparel
5,851	5,821	5,752	5,750	5,752	5,682	5,708	5,757	5,668	5,641	5,725	Tanning and dressing of leather; manufacture of luggage, handbags, saddlery and harness; dressing and dyeing of fur
7,370	7,426	7,415	7,411	7,541	7,457	7,406	7,331	7,332	7,391	7,319	Manufacture of footwear
											<i>Manufacture of leather footwear</i>
3,726	3,768	3,741	3,733	3,739	3,600	3,571	3,545	3,606	3,610	3,535	<i>Manufacture of rubber footwear</i>
3,644	3,658	3,674	3,677	3,802	3,857	3,835	3,786	3,726	3,780	3,784	<i>Other industry</i>
24,524	24,631	24,600	24,491	24,804	24,358	25,187	25,532	24,955	24,630	25,647	Sawmilling and planning of wood

Jadual
Table **1.5a** : Bilangan Pekerja Bergaji Sektor Pembuatan Mengikut Kumpulan
: Number of Paid Employees of Manufacturing Sector by Group

Kod Kumpulan Group code	Keterangan Kumpulan/Tempoh	2023	2024	2024		
				Q1	Q2	Q3
162	Pembuatan produk daripada kayu, gabus, jerami dan bahan jalinan lain	69,802	70,057	67,760	69,742	69,343
16211	Pembuatan kepingan venier dan papan lapis	39,618	40,672	37,829	39,264	40,119
16212	Pembuatan papan partikel dan papan gentian	6,961	7,176	7,008	7,317	7,236
16221	Pertukangan kayu untuk jurubina	9,650	8,510	9,627	9,443	8,782
	Industri lain	13,573	13,699	13,296	13,719	13,206
170	Pembuatan kertas dan produk kertas	59,265	59,633	59,848	58,041	58,867
17010	Pembuatan pulpa, kertas dan kertas tebal	9,041	9,576	9,297	8,753	9,061
17020	Pembuatan kertas gelugur dan kertas tebal dan bekas daripada kertas dan kertas tebal	23,505	23,067	23,403	22,740	23,039
17091	Pembuatan sampul surat dan kad surat	1,762	1,717	1,715	1,675	1,678
17092	Pembuatan kertas kegunaan rumah dan pembersih peribadi	11,370	11,109	11,361	10,882	11,097
17093	Pembuatan kertas bergam atau pelekat yang berjalur atau bergulung dan label dan kertas dinding	7,480	7,557	7,856	7,854	7,541
	Industri lain	6,107	6,608	6,215	6,137	6,450
181 & 182	Percetakan, aktiviti perkhidmatan berkaitan percetakan dan penerbitan semula media rakaman	71,281	71,820	68,381	68,032	69,023
18110	Percetakan	58,603	58,927	56,011	55,417	56,714
18120 &	Aktiviti perkhidmatan berkaitan percetakan	12,678	12,894	12,370	12,615	12,309
18200	Penerbitan semula media rakaman					
192 (19201 & 19202)	Pembuatan produk petroleum bertapis	18,473	18,556	18,821	18,324	18,286
201	Pembuatan kimia asas, baja dan sebatian nitrogen, plastik dan getah sintetik dalam bentuk primer	47,699	50,231	49,133	48,962	49,178
20111	Pembuatan gas perindustrian atau perubatan bukan organik dalam bentuk cecair atau mampat	6,330	7,272	6,818	6,938	7,043
20112 &	Pembuatan kimia organik asas	19,255	20,199	19,676	19,527	19,761
20113	Pembuatan sebatian bukan organik					
20121 &	Pembuatan baja	7,201	7,085	7,397	7,327	7,130
20129	Pembuatan produk campuran nitrogen					
20131	Pembuatan plastik dalam bentuk primer	11,649	12,111	11,866	11,793	11,811
	Industri lain	3,264	3,564	3,377	3,377	3,432
202 & 203	Pembuatan produk kimia lain dan serat buatan manusia	55,846	54,191	56,350	55,669	53,680
20210	Pembuatan racun perosak dan produk agrokimia lain	4,587	5,093	4,643	4,691	5,005
20221	Pembuatan cat, varnis dan penyadur dan mastik	9,587	9,564	10,133	9,706	9,419
20222	Pembuatan dakwat cetak	5,924	5,680	6,068	6,094	5,704
20231 &	Pembuatan sabun dan bahan pencuci, penyediaan membersihkan dan mengilat	20,041	19,182	19,883	19,772	19,131
20232	Pembuatan pewangi dan penyediaan dandanan diri					
20291 &	Pembuatan plat fotografi, filem, sensitized paper dan other sensitized unexposed materials					
20292 &	Pembuatan dakwat menulis dan melukis	15,435	14,430	15,334	15,132	14,181
20299	Pembuatan produk kimia lain t.t.t.l.					
	Industri lain	273	240	288	273	240
210	Pembuatan produk farmaseutikal, kimia perubatan dan botani	27,967	28,795	27,334	28,060	29,377
21001	Pembuatan bahan aktif ubat-ubatan untuk digunakan oleh bidang farmakologi dalam pembuatan ubat-ubatan	19,519	20,296	18,758	19,397	20,577
	Industri lain	8,448	8,498	8,576	8,662	8,801
221	Pembuatan produk getah	117,399	114,605	115,414	110,997	115,321
22111	Pembuatan tayar getah untuk kenderaan	6,790	6,537	6,761	6,736	6,586
22112	Pembuatan bunga tayar yang boleh ditukar ganti dan tayar celup	2,564	2,468	2,566	2,490	2,479
22191 &	Pembuatan produk lain daripada getah asli atau sintetik, tidak divulkan, divulkan atau dikeraskan	18,551	17,566	18,997	19,213	17,804
22193	Pengilangan semula getah dan prosesan susu getah					
22192	Pembuatan sarung tangan getah	56,913	55,571	54,956	51,979	55,956
22199	Pembuatan produk getah lain yang t.t.t.l.	32,581	32,463	32,134	30,578	32,496
222	Pembuatan produk plastik	164,184	167,831	163,740	165,999	167,284
22201 &	Pembuatan produk plastik separa siap	38,248	38,825	37,765	38,681	39,040
22202	Pembuatan produk plastik siap					
22203	Pembuatan artikel plastik untuk pembungkusan barangan	53,304	54,379	53,214	53,279	54,387
22204	Pembuatan barangan plastik jurubina	3,666	3,865	3,699	3,752	3,784
22205	Pembuatan pinggan mangkuk, peralatan dapur dan barangan tandas daripada plastik	14,272	14,407	14,756	14,749	14,397
22209	Pembuatan pelbagai produk plastik t.t.t.l.	54,694	56,355	54,306	55,539	55,677
231 (23101 & 23102 & 23109)	Pembuatan kaca dan produk kaca	20,742	21,793	21,080	22,378	22,541

2025		2024		2025		Group Description/Period
Q4	Q1	Q2	(Jan. - Ogo.)	(Jan. - Ogo.)		
70,057	68,130	69,146	68,634	68,769		Manufacture of products of wood, cork, straw and plaiting materials
40,672	39,443	40,112	39,326	40,234		Manufacture of veneer sheets and plywood
7,176	7,063	7,072	7,212	7,043		Manufacture of particle board and fibreboard
8,510	8,583	8,485	8,803	8,403		Manufacture of builders' carpentry
13,699	13,041	13,477	13,293	13,089		Other industry
59,633	60,020	58,085	58,093	58,343		Manufacture of paper and paper products
9,576	10,133	9,523	9,065	9,808		Manufacture of pulp, paper and paperboard
23,067	22,980	21,969	22,563	21,898		Manufacture of corrugated paper and paperboard and of containers of paper and paperboard
1,717	1,706	1,661	1,686	1,661		Manufacture of envelopes and letter-card
11,109	10,904	10,929	10,679	11,114		Manufacture of household and personal hygiene paper
7,557	7,923	7,679	7,607	7,290		Manufacture of gummed or adhesive paper in strips or rolls and labels and wall paper
6,608	6,372	6,325	6,492	6,574		Other industry
71,820	68,785	68,940	69,364	70,325		Printing, service activities related to printing and reproduction of recorded media
58,927	56,515	56,687	56,784	57,497		Printing
12,894	12,270	12,253	12,580	12,827		Service activities related to printing
						Reproduction of recorded media
18,556	19,016	18,692	18,459	18,963		Manufacture of refined petroleum products
50,231	51,313	50,781	49,439	50,234		Manufacture of basic chemicals, fertilizer and nitrogen compounds, plastics and synthetic rubber in primary forms
7,272	7,183	7,059	6,982	6,806		Manufacture of liquefied or compressed inorganic industrial or medical gases
20,199	20,662	20,402	19,840	20,353		Manufacture of basic organic chemicals
7,085	7,357	7,340	7,335	7,282		Manufacture of inorganic compounds
12,111	12,456	12,389	11,844	12,202		Manufacture of fertilizers
3,564	3,655	3,590	3,439	3,592		Manufacture of associated nitrogen products
54,191	54,781	53,664	54,795	54,153		Manufacture of other chemical products and man-made fibres
5,093	5,055	4,979	4,877	5,180		Manufacture of pesticides and other agrochemical products
9,564	9,659	9,030	9,565	9,066		Manufacture of paints, varnishes and similar coatings ink and mastics
5,680	5,816	5,845	5,679	5,830		Manufacture of printing ink
19,182	19,893	19,740	19,758	20,135		Manufacture of soap and detergents, cleaning and polishing preparations
14,430	14,106	13,816	14,661	13,689		Manufacture of perfumes and toilet preparations
240	252	254	255	254		Manufacture of photographic plates, films, sensitized paper and other sensitized unexposed materials
28,795	27,877	28,717	29,409	30,213		Manufacture of pharmaceuticals, medicinal chemical and botanical products
20,296	19,334	20,177	20,583	21,351		Manufacture of writing and drawing ink
8,498	8,543	8,541	8,826	8,862		Manufacture of other chemical products n.e.c.
114,605	111,798	106,685	114,375	107,211		Manufacture of rubber products
6,537	6,501	6,162	6,577	6,251		Other industry
2,468	2,498	2,435	2,468	2,429		Manufacture of medicinal active substances to be used for their pharmacological properties in the manufacture of medicaments
17,566	17,409	17,231	18,060	15,756		Manufacture of other industry
55,571	53,566	50,254	55,182	50,215		Manufacture of rubber products
32,463	31,824	30,603	32,088	32,560		Manufacture of rubber tyres for vehicles
167,831	167,103	167,717	167,163	170,897		Manufacture of interchangeable tyre treads and retreading rubber tyres
38,825	38,877	38,914	38,939	38,773		Manufacture of other products of natural or synthetic rubber, unvulcanized, vulcanized or hardened
54,379	53,935	54,193	53,552	54,574		Rubber remilling and latex processing
3,865	3,814	3,816	3,717	3,756		Manufacture of rubber gloves
14,407	14,215	13,932	14,759	13,896		Manufacture of other rubber products n.e.c.
56,355	56,262	56,863	56,196	59,897		Manufacture of plastics products
21,793	21,450	21,311	22,497	21,715		Manufacture of semi-manufactures of plastic products
						Manufacture of finished plastic products
						Manufacture of plastic articles for the packing of goods
						Manufacture of builders' plastics ware
						Manufacture of plastic tableware, kitchenware and toilet articles
						Manufacture of diverse plastic products n.e.c.
						Manufacture of glass and glass products

Jadual Table **1.5a** : Bilangan Pekerja Bergaji Sektor Pembuatan Mengikut Kumpulan (samb.)
: Number of Paid Employees of Manufacturing Sector by Group (cont.)

Kod Kumpulan Group code	Keterangan Kumpulan/Tempoh	2024								
		Jan.	Feb.	Mac	Apr.	Mei	Jun	Jul.	Ogo.	Sep.
162	Pembuatan produk daripada kayu, gabus, jerami dan bahan jalinan lain	69,268	69,320	67,760	68,578	69,747	69,742	70,073	68,634	69,343
16211	Pembuatan kepingan venier dan papan lapis	38,924	38,998	37,829	38,048	38,937	39,264	39,783	39,326	40,119
16212	Pembuatan papan partikel dan papan gentian	6,921	7,077	7,008	7,012	7,314	7,317	7,247	7,212	7,236
16221	Pertukangan kayu untuk jurubina	9,739	9,692	9,627	9,597	9,564	9,443	9,432	8,803	8,782
	Industri lain	13,684	13,554	13,296	13,921	13,932	13,719	13,611	13,293	13,206
170	Pembuatan kertas dan produk kertas	59,457	59,910	59,848	59,082	58,102	58,041	57,797	58,093	58,867
17010	Pembuatan pulpa, kertas dan kertas tebal	9,333	9,357	9,297	9,276	8,772	8,753	8,789	9,065	9,061
17020	Pembuatan kertas gelugur dan kertas tebal dan bekas daripada kertas dan kertas tebal	23,312	23,406	23,403	22,775	22,731	22,740	22,431	22,563	23,039
17091	Pembuatan sampul surat dan kad surat	1,768	1,768	1,715	1,686	1,689	1,675	1,684	1,686	1,678
17092	Pembuatan kertas kegunaan rumah dan pembersih peribadi	11,397	11,420	11,361	11,332	10,884	10,882	10,703	10,679	11,097
17093	Pembuatan kertas bergam atau pelekat yang berjalur atau bergulung dan label dan kertas dinding	7,512	7,832	7,856	7,875	7,843	7,854	7,892	7,607	7,541
	Industri lain	6,134	6,127	6,215	6,137	6,182	6,137	6,298	6,492	6,450
181 & 182	Percetakan, aktiviti perkhidmatan berkaitan percetakan dan penerbitan semua media rakaman	68,570	68,558	68,381	67,899	68,016	68,032	68,063	69,364	69,023
18110	Percetakan	56,145	56,099	56,011	55,475	55,460	55,417	55,378	56,784	56,714
18120	Aktiviti perkhidmatan berkaitan percetakan &	12,424	12,460	12,370	12,423	12,556	12,615	12,686	12,580	12,309
18200	Penerbitan semua media rakaman									
192 (19201 & 19202)	Pembuatan produk petroleum bertapis	18,245	18,511	18,821	18,538	18,340	18,324	18,405	18,459	18,286
201	Pembuatan kimia asas, baja dan sebatian nitrogen, plastik dan getah sintetik dalam bentuk primer	48,215	48,536	49,133	49,523	49,143	48,962	48,889	49,439	49,178
20111	Pembuatan gas perindustrian atau perubatan bukan organik dalam bentuk cecair atau mampat	6,531	6,520	6,818	6,829	6,921	6,938	6,966	6,982	7,043
20112 &	Pembuatan kimia organik asas	19,246	19,452	19,676	19,831	19,624	19,527	19,587	19,840	19,761
20113	Pembuatan sebatian bukan organik									
20121 &	Pembuatan baja	7,363	7,360	7,397	7,569	7,336	7,327	7,312	7,335	7,130
20129	Pembuatan produk campuran nitrogen									
20131	Pembuatan plastik dalam bentuk primer	11,738	11,855	11,866	11,907	11,882	11,793	11,633	11,844	11,811
	Industri lain	3,337	3,350	3,377	3,388	3,379	3,377	3,391	3,439	3,432
202 & 203	Pembuatan produk kimia lain dan serat buatan manusia	55,744	55,915	56,350	55,798	55,900	55,669	54,842	54,795	53,680
20210	Pembuatan racun perosak dan produk agrokimia lain	4,655	4,629	4,643	4,672	4,700	4,691	4,683	4,877	5,005
20221	Pembuatan cat, varnis dan penyadur dan mastik	9,854	9,874	10,133	9,749	9,712	9,706	9,601	9,565	9,419
20222	Pembuatan dakwat cetak	5,968	5,957	6,068	6,110	6,084	6,094	5,658	5,679	5,704
20231 &	Pembuatan sabun dan bahan pencuci, penyediaan membersihkan dan mengilat	19,489	19,756	19,883	19,773	19,937	19,772	19,639	19,758	19,131
20232	Pembuatan pewangi dan penyediaan dandanan diri									
20291 &	Pembuatan plat fotografi, filem, sensitized paper dan other sensitized unexposed materials	15,505	15,419	15,334	15,211	15,187	15,132	14,991	14,661	14,181
20292 &	Pembuatan dakwat menulis dan melukis									
20299	Pembuatan produk kimia lain t.t.t.l.	273	280	288	282	280	273	270	255	240
	Industri lain									
210	Pembuatan produk farmaseutikal, kimia perubatan dan botani	27,305	27,303	27,334	28,522	28,114	28,060	28,554	29,409	29,377
21001	Pembuatan bahan aktif ubat-ubatan untuk digunakan oleh bidang farmakologi dalam pembuatan	18,859	18,831	18,758	19,871	19,383	19,397	19,739	20,583	20,577
	Industri lain	8,446	8,472	8,576	8,652	8,730	8,662	8,815	8,826	8,801
221	Pembuatan produk getah	116,188	115,900	115,414	114,288	113,842	110,997	111,326	114,375	115,321
22111	Pembuatan tayar getah untuk kenderaan	6,834	6,787	6,761	6,860	6,825	6,736	6,623	6,577	6,586
22112	Pembuatan bunga tayar yang boleh ditukar ganti dan tayar celup	2,571	2,581	2,566	2,554	2,550	2,490	2,515	2,468	2,479
22191 &	Pembuatan produk lain daripada getah asli atau sintetik, tidak divulkan, divulkan atau dikeraskan	18,842	18,961	18,997	19,216	19,132	19,213	19,159	18,060	17,804
22193	Pengilangan semula getah dan prosesan susu getah									
22192	Pembuatan sarung tangan getah	55,205	55,242	54,956	53,407	53,068	51,979	52,129	55,182	55,956
22199	Pembuatan produk getah lain yang t.t.t.l.	32,736	32,329	32,134	32,251	32,266	30,578	30,899	32,088	32,496
222	Pembuatan produk plastik	164,713	164,009	163,740	166,306	167,104	165,999	169,568	167,163	167,284
22201 &	Pembuatan produk plastik separa siap	38,153	38,275	37,765	39,064	39,436	38,681	38,716	38,939	39,040
22202	Pembuatan produk plastik siap									
22203	Pembuatan artikel plastik untuk pembungkusan barangan	53,552	53,375	53,214	53,721	53,690	53,279	53,356	53,552	54,387
22204	Pembuatan barangan plastik jurubina	3,729	3,699	3,699	3,744	3,761	3,752	3,715	3,717	3,784
22205	Pembuatan pinggan mangkuk, peralatan dapur dan barangan tandas daripada plastik	14,657	14,639	14,756	14,733	14,719	14,749	14,794	14,759	14,397
22209	Pembuatan pelbagai produk plastik t.t.t.l.	54,622	54,021	54,306	55,045	55,499	55,539	58,987	56,196	55,677
231 (23101 & 23102 & 23109)	Pembuatan kaca dan produk kaca	20,798	20,939	21,080	21,294	22,204	22,378	21,729	22,497	22,541

2025											Group Description/Period
Okt.	Nov.	Dis.	Jan.	Feb.	Mac	Apr.	Mei	Jun	Jul.	Ogo.	
69,794	70,816	70,057	69,229	69,120	68,130	68,629	69,239	69,146	69,743	68,769	Manufacture of products of wood, cork, straw and plaiting materials
40,254	41,213	40,672	39,933	39,997	39,443	39,548	40,220	40,112	40,900	40,234	Manufacture of veneer sheets and plywood
7,276	7,186	7,176	7,131	7,097	7,063	7,059	7,047	7,072	7,030	7,043	Manufacture of particle board and fibreboard
8,725	8,726	8,510	8,648	8,653	8,583	8,552	8,513	8,485	8,409	8,403	Manufacture of builders' carpentry
13,539	13,692	13,699	13,517	13,373	13,041	13,470	13,459	13,477	13,404	13,089	Other industry
59,728	59,564	59,633	59,654	60,260	60,020	59,355	58,296	58,085	58,119	58,343	Manufacture of paper and paper products
9,270	9,229	9,576	9,918	10,185	10,133	10,139	9,577	9,523	9,477	9,808	Manufacture of pulp, paper and paperboard
23,335	23,261	23,067	22,959	23,031	22,980	22,347	22,036	21,969	21,905	21,898	Manufacture of corrugated paper and paperboard and of containers of paper and paperboard
1,689	1,717	1,717	1,722	1,713	1,706	1,709	1,686	1,661	1,675	1,661	Manufacture of envelopes and letter-card
11,253	11,151	11,109	11,012	10,952	10,904	10,907	10,922	10,929	11,063	11,114	Manufacture of household and personal hygiene paper
7,548	7,469	7,557	7,534	7,909	7,923	7,909	7,750	7,679	7,626	7,290	Manufacture of gummed or adhesive paper in strips or rolls and labels and wall paper
6,633	6,737	6,608	6,509	6,469	6,372	6,344	6,323	6,325	6,373	6,574	Other industry
70,855	71,857	71,820	68,958	69,056	68,785	68,776	69,074	68,940	68,713	70,325	Printing, service activities related to printing and reproduction of recorded media
58,114	59,102	58,927	56,528	56,685	56,515	56,463	56,644	56,687	56,311	57,497	Printing
12,741	12,755	12,894	12,430	12,371	12,270	12,312	12,430	12,253	12,402	12,827	Service activities related to printing
											Reproduction of recorded media
18,537	18,614	18,556	18,603	18,857	19,016	18,861	18,622	18,692	18,843	18,963	Manufacture of refined petroleum products
49,911	50,235	50,231	50,397	50,981	51,313	51,425	51,049	50,781	50,290	50,234	Manufacture of basic chemicals, fertilizer and nitrogen compounds, plastics and synthetic rubber in primary forms
7,079	7,277	7,272	7,264	7,198	7,183	7,136	7,126	7,059	6,827	6,806	Manufacture of liquefied or compressed inorganic industrial or medical gases
20,165	20,135	20,199	20,107	20,619	20,662	20,782	20,475	20,402	20,347	20,353	Manufacture of basic organic chemicals
7,175	7,235	7,085	7,166	7,158	7,357	7,425	7,362	7,340	7,284	7,282	Manufacture of inorganic compounds
11,961	12,070	12,111	12,303	12,410	12,456	12,478	12,484	12,389	12,220	12,202	Manufacture of fertilizers
3,531	3,518	3,564	3,558	3,597	3,655	3,603	3,602	3,590	3,613	3,592	Manufacture of associated nitrogen products
54,027	54,072	54,191	54,103	54,458	54,781	54,321	53,971	53,664	53,744	54,153	Manufacture of other chemical products and man-made fibres
5,099	5,099	5,093	5,057	5,038	5,055	5,061	5,012	4,979	4,951	5,180	Manufacture of pesticides and other agrochemical products
9,421	9,467	9,564	9,446	9,491	9,659	9,208	9,080	9,030	9,046	9,066	Manufacture of paints, varnishes and similar coatings ink and mastics
5,696	5,692	5,680	5,725	5,709	5,816	5,812	5,845	5,845	5,830	5,830	Manufacture of printing ink
19,204	19,218	19,182	19,319	19,766	19,893	20,027	19,878	19,740	20,027	20,135	Manufacture of soap and detergents, cleaning and polishing preparations
14,365	14,356	14,430	14,315	14,210	14,106	13,959	13,904	13,816	13,638	13,689	Manufacture of perfumes and toilet preparations
242	239	240	242	245	252	254	253	254	251	254	Manufacture of photographic plates, films, sensitized paper and other sensitized unexposed materials
29,526	28,793	28,795	28,111	27,956	27,877	29,168	28,803	28,717	29,225	30,213	Manufacture of pharmaceuticals, medicinal chemical and botanical products
20,622	20,296	20,296	19,555	19,356	19,334	20,641	20,286	20,177	20,517	21,351	Manufacture of medicinal active substances to be used for their pharmacological properties in the manufacture of medicaments
8,904	8,496	8,498	8,555	8,600	8,543	8,527	8,517	8,541	8,708	8,862	Other industry
115,258	114,762	114,605	113,329	112,610	111,798	110,616	109,605	106,685	107,258	107,211	Manufacture of rubber products
6,558	6,595	6,537	6,503	6,538	6,501	6,475	6,251	6,162	6,279	6,251	Manufacture of rubber tyres for vehicles
2,525	2,471	2,468	2,498	2,507	2,498	2,454	2,435	2,435	2,486	2,429	Manufacture of interchangeable tyre treads and retreading rubber tyres
17,692	17,596	17,566	17,430	17,363	17,409	17,317	17,218	17,231	17,092	15,756	Manufacture of other products of natural or synthetic rubber, unvulcanized, vulcanized or hardened
55,653	55,575	55,571	54,214	54,046	53,566	52,486	52,075	50,254	50,253	50,215	Rubber remilling and latex processing
32,831	32,525	32,463	32,684	32,155	31,824	31,884	31,627	30,603	31,148	32,560	Manufacture of rubber gloves
167,656	169,184	167,831	168,055	167,549	167,103	169,416	169,093	167,717	170,917	170,897	Manufacture of plastics products
38,895	39,045	38,825	38,933	39,006	38,877	39,790	39,761	38,914	38,893	38,773	Manufacture of semi-manufactures of plastic products
54,824	54,670	54,379	54,219	54,117	53,935	54,775	54,802	54,193	54,048	54,574	Manufacture of finished plastic products
3,814	3,855	3,865	3,809	3,826	3,814	3,849	3,838	3,816	3,766	3,756	Manufacture of plastic articles for the packing of goods
14,434	14,427	14,407	14,318	14,271	14,215	14,199	13,923	13,932	13,925	13,896	Manufacture of builders' plastics ware
55,688	57,187	56,355	56,775	56,328	56,262	56,803	56,768	56,863	60,285	59,897	Manufacture of plastic tableware, kitchenware and toilet articles
22,212	21,936	21,793	21,595	21,469	21,450	21,578	21,467	21,311	21,537	21,715	Manufacture of glass and glass products

Jadual
Table **1.5a** : Bilangan Pekerja Bergaji Sektor Pembuatan Mengikut Kumpulan
: Number of Paid Employees of Manufacturing Sector by Group

Kod Kumpulan Group code	Keterangan Kumpulan/Tempoh	2023	2024	2024		
				Q1	Q2	Q3
239	Pembuatan pengeluaran galian bukan logam t.t.t.l.	88,491	87,598	84,706	85,089	87,310
23911	Pembuatan mortar refraktori dan konkrit					
&		9,801	9,203	9,010	8,758	8,766
23921	Pembuatan seramik bukan refraktori					
23930	Pembuatan produk porselin dan seramik lain	4,467	4,141	4,364	4,290	4,339
23941	Pembuatan simen hidraulik	7,374	7,458	7,153	7,107	7,396
23951	Pembuatan konkrit dan mortar siap bancuh dan bancuhan kering	16,934	17,049	16,016	16,317	16,861
23952	Pembuatan konkrit pratuangan, simen atau artikel batu buatan yang digunakan dalam pembinaan;					
&		31,244	29,738	29,317	29,654	29,910
23953	Pembuatan komponen struktur pasang siap untuk bangunan atau kejuruteraan awam dari simen, batu atau konkrit buatan					
&						
23959	Pembuatan artikel konkrit, simen dan plaster lain t.t.t.l.					
23990	Pembuatan produk mineral bukan logam lain t.t.t.l.	9,737	10,706	9,690	9,621	10,713
	Industri lain	8,934	9,303	9,157	9,342	9,324
241 (24101 & 24102 & 24103 & 24104 & 24109)	Pembuatan besi dan keluli asas	57,448	59,399	57,788	57,789	59,261
242 (24201 & 24202 & 24209)	Pembuatan logam asas berharga dan logam bukan ferus lain	40,119	38,810	40,203	39,877	38,905
243	Pengacuan logam	14,589	14,962	15,168	14,518	14,935
251 & 252	Pembuatan produk struktur logam, tangki, takungan, penjana wap, senjata dan peluru	60,999	62,441	61,607	61,803	62,170
25113	Pembuatan pintu, tingkap dan bingkai, penutup tingkap dan pintu pagar daripada logam	42,207	44,351	42,492	42,637	43,590
25119	Pembuatan produk struktur logam lain					
25120	Pembuatan tangki, takungan dan kontena daripada logam	10,497	9,957	10,676	10,801	10,249
	Industri lain	8,295	8,133	8,440	8,364	8,331
259	Pembuatan lain-lain produk yang direka daripada logam; aktiviti perkhidmatan kerja logam	104,424	106,738	105,871	103,981	106,362
25910	Tempaan, tekanan, hentakan dan bentuk gelekkan logam; serbuk metalurgi	22,087	22,871	21,514	21,169	22,873
25920	Rawatan dan penyalutan logam; menggunakan mesin	11,612	9,978	12,241	11,264	9,981
25991	Pembuatan tin untuk produk makanan dan minuman, tiub dan kotak boleh dilipat	8,120	9,196	8,434	8,385	9,129
25992	Pembuatan kabel, plaited bands (jalur/pita berpintal) dan artikel seumpamanya daripada logam					
&		20,973	20,968	21,381	21,100	21,283
25993	Pembuatan bolt, skru, nat dan produk uliran seumpamanya					
25994	Pembuatan barangan rumah daripada logam	3,615	3,719	3,559	3,309	3,346
25999	Pembuatan produk lain yang direka daripada logam t.t.t.l.	25,279	26,814	25,516	25,412	26,431
	Industri lain	12,738	13,193	13,226	13,343	13,320
261	Pembuatan komponen dan papan elektronik	238,894	233,680	230,131	235,558	234,153
26101	Pembuatan diod, transistor dan alatan semikonduktor yang seumpamanya					
&		128,999	126,572	124,881	126,870	126,335
26102	Pembuatan litar elektronik bersepadu dengan pemasangan mikro					
26103	Pembuatan kapasitor dan perintang elektrik					
&		95,182	92,833	90,605	93,978	93,391
26104	Pembuatan papan litar bercetak					
&						
26105	Pembuatan komponen paparan					
26109	Pembuatan komponen lain untuk aplikasi elektronik	14,712	14,274	14,644	14,709	14,427
262 (26201 & 26202)	Pembuatan komputer dan kelengkapan peranti	67,464	72,136	67,910	69,261	70,506
263/ 26300	Pembuatan peralatan komunikasi	26,319	27,447	26,073	26,616	27,355
264/ 26400	Pembuatan peralatan elektronik pengguna	36,292	37,992	35,649	35,906	37,677
265	Pembuatan kelengkapan mengukur, menguji, memandu arah dan kawalan; jam tangan dan jam	31,691	33,196	32,011	33,332	32,949
26511	Pembuatan kelengkapan mengukur, menguji, memandu arah dan kawalan	24,642	25,853	24,815	26,080	25,495
&						
26512	Pembuatan kelengkapan kawalan proses perindustrian					
26520	Pembuatan jam tangan dan jam dan bahagiannya	7,049	7,343	7,196	7,252	7,454
266/ 26600	Pembuatan peralatan penyinaran, perubatan elektro dan elektroterapeutik	12,708	12,778	12,236	12,264	12,643

2025		2024		2025		Group Description/Period
Q4	Q1	Q2	(Jan. - Ogo.)	(Jan. - Ogo.)		
87,598	87,230	87,956	86,714	88,213		Manufacture of non-metallic mineral products n.e.c.
9,203	9,090	8,877	8,666	8,667		Manufacture of refractory mortars and concretes
4,141	4,141	4,020	4,506	3,937		Manufacture of non-refractory ceramic
7,458	7,576	7,475	7,444	7,465		Manufacture of other porcelain and ceramic products
17,049	16,399	16,734	16,631	17,526		Manufacture of hydraulic cement
						Manufacture of ready-mix and dry-mix concrete and mortars
						Manufacture of precast concrete, cement or artificial stone articles for use in construction
29,738	30,062	30,626	29,646	30,478		Manufacture of prefabricated structural components for building or civil engineering of cement, concrete or artificial stone
10,706	10,654	10,878	10,521	10,873		Manufacture of other articles of concrete, cement and plaster n.e.c.
9,303	9,309	9,346	9,301	9,267		Manufacture of other non-metallic mineral products n.e.c.
						Other industry
59,399	58,976	58,503	57,988	58,424		Manufacture of basic iron and steel
38,810	39,083	38,789	39,063	38,079		Manufacture of basic precious and other non-ferrous metals
14,962	15,638	15,372	14,842	16,114		Casting of metals
62,441	64,114	64,616	62,466	65,845		Manufacture of structural metal products, tanks, reservoirs, steam generators, weapons and ammunition
44,351	45,968	46,275	44,220	47,567		Manufacture of metal doors, windows and their frames, shutters and gates
9,957	9,968	10,217	9,784	10,191		Manufacture of other structural metal products
8,133	8,178	8,124	8,461	8,088		Manufacture of tanks, reservoirs and containers of metal
						Other industry
106,738	106,125	103,982	106,778	107,413		Manufacture of other fabricated metal products; metal working service activities
22,871	22,353	22,348	22,644	23,711		Forging, pressing, stamping and roll-forming of metal; powder metallurgy
9,978	9,906	9,282	10,059	8,220		Treatment and coating of metals; machining
9,196	9,310	9,234	9,275	10,338		Manufacture of tins and cans for food products, collapsible tubes and boxes
						Manufacture of metal cable, plaited bands and similar articles
20,968	20,794	20,570	21,494	20,935		Manufacture of bolts, screws, nuts and similar threaded products
3,719	3,631	3,586	3,283	3,547		Manufacture of metal household articles
26,814	26,743	26,007	26,484	27,647		Manufacture of any other fabricated metal products n.e.c.
13,193	13,387	12,955	13,539	13,015		Other industry
233,680	227,985	233,577	226,910	226,361		Manufacture of electronic components and boards
126,572	122,600	125,282	120,744	119,782		Manufacture of diodes, transistors and similar semiconductor devices
						Manufacture of electronic integrated circuits micro assemblies
						Manufacture of electrical capacitors and resistors
92,833	90,736	93,770	91,642	92,388		Manufacture of printed circuit boards
						Manufacture of display components
14,274	14,649	14,525	14,524	14,191		Manufacture of other components for electronic applications
72,136	72,429	72,763	70,250	73,460		Manufacture of computers and peripheral equipment
27,447	27,716	28,395	27,322	28,338		Manufacture of communication equipment
37,992	36,684	37,602	35,823	36,614		Manufacture of consumer electronics
33,196	32,853	33,763	31,941	32,502		Manufacture of measuring, testing, navigating and control equipment; watches and clocks
25,853	25,796	26,833	24,764	25,530		Manufacture of measuring, testing, navigating and control equipment
7,343	7,057	6,930	7,177	6,972		Manufacture of industrial process control equipment
						Manufacture of watches and clocks and parts
12,778	12,412	12,341	12,231	12,647		Manufacture of irradiation, electromedical and electrotherapeutic equipment

Jadual Table **1.5a** : Bilangan Pekerja Bergaji Sektor Pembuatan Mengikut Kumpulan (samb.)
: Number of Paid Employees of Manufacturing Sector by Group (cont.)

Kod Kumpulan Group code	Keterangan Kumpulan/Tempoh	2024									
		Jan.	Feb.	Mac	Apr.	Mei	Jun	Jul.	Ogo.	Sep.	
239	Pembuatan pengeluaran galian bukan logam t.t.t.l.	86,363	84,916	84,706	85,274	84,968	85,089	86,462	86,714	87,310	
23911	Pembuatan mortar refraktori dan konkrit &										
23921	Pembuatan seramik bukan refraktori	9,260	9,087	9,010	8,955	8,736	8,758	8,687	8,666	8,766	
23930	Pembuatan produk porselin dan seramik lain	4,393	4,317	4,364	4,309	4,295	4,290	4,393	4,506	4,339	
23941	Pembuatan simen hidraulik	7,443	7,420	7,153	7,155	7,144	7,107	7,453	7,444	7,396	
23951	Pembuatan konkrit dan mortar siap bancuh dan bancuhan kering	16,968	15,943	16,016	16,009	16,180	16,317	16,631	16,631	16,861	
23952	Pembuatan konkrit pratuangan, simen atau artikel batu buatan yang digunakan dalam pembinaan;										
23953	Pembuatan komponen struktur pasang siap untuk bangunan atau kejuruteraan awam dari simen, batu atau konkrit buatan	29,282	29,152	29,317	29,871	29,460	29,654	29,628	29,646	29,910	
&	Pembuatan artikel konkrit, simen dan plaster lain t.t.t.l.										
23959											
23990	Pembuatan produk mineral bukan logam lain t.t.t.l. Industri lain	9,843	9,826	9,690	9,660	9,892	9,621	10,194	10,521	10,713	
		9,174	9,171	9,157	9,314	9,263	9,342	9,477	9,301	9,324	
241 (24101 & 24102 & 24103 & 24104 & 24109)	Pembuatan besi dan keluli asas	57,986	57,243	57,788	57,698	57,684	57,789	57,545	57,988	59,261	
242 (24201 & 24202 & 24209)	Pembuatan logam asas berharga dan logam bukan ferus lain	40,581	40,307	40,203	40,069	39,987	39,877	39,520	39,063	38,905	
243	Pengacuan logam	14,965	15,266	15,168	15,143	15,031	14,518	15,110	14,842	14,935	
251 & 252	Pembuatan produk struktur logam, tangki, takungan, penjana wap, senjata dan peluru	61,110	60,874	61,607	61,490	61,185	61,803	61,788	62,466	62,170	
25113	Pembuatan pintu, tingkap dan bingkai, penutup tingkap dan pintu pagar daripada logam	42,022	41,860	42,492	42,482	41,995	42,637	42,574	44,220	43,590	
25119	Pembuatan produk struktur logam lain										
25120	Pembuatan tangki, takungan dan kontena daripada logam Industri lain	10,690	10,717	10,676	10,702	10,805	10,801	10,830	9,784	10,249	
		8,397	8,297	8,440	8,306	8,385	8,364	8,385	8,461	8,331	
259	Pembuatan lain-lain produk yang direka daripada logam; aktiviti perkhidmatan kerja logam	105,606	105,475	105,871	105,095	105,356	103,981	104,485	106,778	106,362	
25910	Tempaan, tekanan, hentakan dan bentuk gelekkan logam; serbuk metalurgi	22,075	21,429	21,514	21,480	21,533	21,169	21,836	22,644	22,873	
25920	Rawatan dan penyalutan logam; menggunakan mesin	11,827	11,836	12,241	11,687	11,536	11,264	11,120	10,059	9,981	
25991	Pembuatan tin untuk produk makanan dan minuman, tiub dan kotak boleh dilipat	8,517	8,362	8,434	8,367	8,408	8,385	8,500	9,275	9,129	
25992	Pembuatan kabel, plaited bands (jalur/pita berpintal) dan artikel seumpamanya daripada logam										
25993	Pembuatan bolt, skru, nat dan produk uliran seumpamanya	21,450	21,472	21,381	21,310	21,337	21,100	20,722	21,494	21,283	
25994	Pembuatan barangan rumah daripada logam	3,600	3,604	3,559	3,525	3,525	3,309	3,291	3,283	3,346	
25999	Pembuatan produk lain yang direka daripada logam t.t.t.l. Industri lain	25,376	25,452	25,516	25,654	25,800	25,412	25,443	26,484	26,431	
		12,762	13,320	13,226	13,072	13,216	13,343	13,573	13,539	13,320	
261	Pembuatan komponen dan papan elektronik	235,495	231,534	230,131	232,987	234,698	235,558	227,849	226,910	234,153	
26101	Pembuatan diod, transistor dan alatan semikonduktor yang seumpamanya										
26102	Pembuatan litar elektronik bersepadu dengan pemasangan mikro	127,090	125,267	124,881	126,875	126,954	126,870	122,340	120,744	126,335	
26103	Pembuatan kapasitor dan perintang elektrik										
&											
26104	Pembuatan papan litar bercetak	93,640	91,486	90,605	91,549	93,158	93,978	90,764	91,642	93,391	
&											
26105	Pembuatan komponen paparan										
26109	Pembuatan komponen lain untuk aplikasi elektronik	14,765	14,781	14,644	14,563	14,587	14,709	14,744	14,524	14,427	
262 (26201 & 26202)	Pembuatan komputer dan kelengkapan peranti	67,223	67,423	67,910	67,698	68,606	69,261	68,949	70,250	70,506	
263/ 26300	Pembuatan peralatan komunikasi	26,117	25,981	26,073	26,365	26,655	26,616	26,228	27,322	27,355	
264/ 26400	Pembuatan peralatan elektronik pengguna	35,644	35,535	35,649	35,077	35,941	35,906	36,048	35,823	37,677	
265	Pembuatan kelengkapan mengukur, menguji, memandu arah dan kawalan; jam tangan dan jam	31,823	31,940	32,011	32,052	32,589	33,332	32,463	31,941	32,949	
26511	Pembuatan kelengkapan mengukur, menguji, memandu arah dan kawalan	24,764	24,865	24,815	24,941	25,412	26,080	25,212	24,764	25,495	
26512	Pembuatan kelengkapan kawalan proses perindustrian										
26520	Pembuatan jam tangan dan jam dan bahagiannya	7,059	7,076	7,196	7,111	7,177	7,252	7,251	7,177	7,454	
266/ 26600	Pembuatan peralatan penyinaran, perubatan elektro dan elektroterapeutik	12,273	12,234	12,236	12,194	12,228	12,264	11,713	12,231	12,643	

2025											Group Description/Period
Okt.	Nov.	Dis.	Jan.	Feb.	Mac	Apr.	Mei	Jun	Jul.	Ogo.	
87,672	87,890	87,598	87,966	86,992	87,230	88,079	87,790	87,956	87,733	88,213	Manufacture of non-metallic mineral products n.e.c. <i>Manufacture of refractory mortars and concretes</i>
9,124	9,217	9,203	9,092	9,052	9,090	9,075	8,830	8,877	8,700	8,667	<i>Manufacture of non-refractory ceramic</i>
4,264	4,203	4,141	4,120	4,175	4,141	4,113	4,085	4,020	4,015	3,937	<i>Manufacture of other porcelain and ceramic products</i>
7,447	7,433	7,458	7,546	7,522	7,576	7,556	7,546	7,475	7,454	7,465	<i>Manufacture of hydraulic cement</i>
16,995	17,029	17,049	17,406	16,335	16,399	16,626	16,654	16,734	17,238	17,526	<i>Manufacture of ready-mix and dry-mix concrete and mortars</i>
											<i>Manufacture of precast concrete, cement or artificial stone articles for use in construction</i>
29,912	29,863	29,738	29,834	29,939	30,062	30,737	30,494	30,626	30,151	30,478	<i>Manufacture of prefabricated structural components for building or civil engineering of cement, concrete or artificial stone</i> <i>Manufacture of other articles of concrete, cement and plaster n.e.c.</i>
10,621	10,710	10,706	10,710	10,651	10,654	10,594	10,882	10,878	10,895	10,873	<i>Manufacture of other non-metallic mineral products n.e.c.</i>
9,309	9,435	9,303	9,257	9,318	9,309	9,379	9,298	9,346	9,280	9,267	<i>Other industry</i>
59,210	59,230	59,399	59,693	59,073	58,976	58,802	58,249	58,503	58,580	58,424	Manufacture of basic iron and steel
38,737	38,672	38,810	39,036	39,199	39,083	39,266	39,054	38,789	38,676	38,079	Manufacture of basic precious and other non-ferrous metals
15,124	15,027	14,962	15,413	15,472	15,638	15,618	15,635	15,372	16,077	16,114	Casting of metals
62,012	61,028	62,441	62,982	62,509	64,114	64,243	64,049	64,616	64,485	65,845	Manufacture of structural metal products, tanks, reservoirs , steam generators , weapons and ammunition <i>Manufacture of metal doors, windows and their frames, shutters and gates</i> <i>Manufacture of other structural metal products</i>
43,783	42,859	44,351	44,578	44,207	45,968	45,744	45,612	46,275	46,165	47,567	<i>Manufacture of tanks, reservoirs and containers of metal</i>
10,059	10,031	9,957	10,084	10,084	9,968	10,262	10,240	10,217	10,155	10,191	<i>Other industry</i>
8,170	8,138	8,133	8,319	8,218	8,178	8,237	8,197	8,124	8,166	8,088	<i>Other industry</i>
105,783	105,541	106,738	106,763	106,922	106,125	105,875	105,662	103,982	105,085	107,413	Manufacture of other fabricated metal products; metal working service activities <i>Forging, pressing, stamping and roll-forming of metal; powder metallurgy</i> <i>Treatment and coating of metals; machining</i> <i>Manufacture of tins and cans for food products, collapsible tubes and boxes</i> <i>Manufacture of metal cable, plaited bands and similar articles</i> <i>Manufacture of bolts, screws, nuts and similar threaded products</i>
22,714	22,477	22,871	23,149	23,136	22,353	22,651	22,670	22,348	23,008	23,711	<i>Manufacture of metal household articles</i>
9,846	9,858	9,978	9,939	9,957	9,906	9,427	9,250	9,282	9,128	8,220	<i>Manufacture of any other fabricated metal products n.e.c.</i>
9,276	9,172	9,196	9,285	9,298	9,310	9,289	9,267	9,234	9,399	10,338	<i>Other industry</i>
21,048	21,058	20,968	20,987	20,906	20,794	20,683	20,662	20,570	20,181	20,935	<i>Manufacture of electronic components and boards</i> <i>Manufacture of diodes, transistors and similar semiconductor devices</i> <i>Manufacture of electronic integrated circuits micro assemblies</i>
											<i>Manufacture of electrical capacitors and resistors</i>
3,397	3,720	3,719	3,693	3,684	3,631	3,671	3,592	3,586	3,576	3,547	<i>Manufacture of printed circuit boards</i> <i>Manufacture of display components</i>
26,191	26,050	26,814	26,539	26,633	26,743	26,929	26,975	26,007	26,636	27,647	<i>Manufacture of other components for electronic applications</i>
13,312	13,207	13,193	13,172	13,307	13,387	13,226	13,245	12,955	13,158	13,015	<i>Manufacture of computers and peripheral equipment</i>
235,253	234,726	233,680	229,185	227,464	227,985	231,371	232,974	233,577	227,966	226,361	Manufacture of electronic components and boards <i>Manufacture of diodes, transistors and similar semiconductor devices</i> <i>Manufacture of electronic integrated circuits micro assemblies</i>
126,803	126,374	126,572	123,421	121,495	122,600	124,648	124,585	125,282	121,248	119,782	<i>Manufacture of electrical capacitors and resistors</i>
											<i>Manufacture of printed circuit boards</i> <i>Manufacture of display components</i>
94,057	93,998	92,833	91,316	91,498	90,736	92,089	93,803	93,770	92,226	92,388	<i>Manufacture of other components for electronic applications</i>
14,392	14,354	14,274	14,448	14,471	14,649	14,634	14,586	14,525	14,493	14,191	<i>Manufacture of computers and peripheral equipment</i>
71,060	71,993	72,136	71,506	71,516	72,429	72,115	73,205	72,763	72,156	73,460	Manufacture of computers and peripheral equipment
27,547	27,650	27,447	27,607	27,562	27,716	27,922	28,027	28,395	28,415	28,338	Manufacture of communication equipment
37,418	39,362	37,992	37,411	37,212	36,684	36,001	36,965	37,602	37,056	36,614	Manufacture of consumer electronics
33,281	33,287	33,196	32,857	32,926	32,853	33,092	33,054	33,763	33,166	32,502	Manufacture of measuring, testing, navigating and control equipment; watches and clocks <i>Manufacture of measuring, testing, navigating and control equipment</i> <i>Manufacture of industrial process control equipment</i>
25,902	25,908	25,853	25,686	25,772	25,796	26,186	26,209	26,833	26,160	25,530	<i>Manufacture of watches and clocks and parts</i>
7,380	7,379	7,343	7,171	7,154	7,057	6,906	6,845	6,930	7,006	6,972	<i>Manufacture of watches and clocks and parts</i>
12,718	12,748	12,778	12,502	12,524	12,412	12,353	12,316	12,341	12,078	12,647	Manufacture of irradiation, electromedical and electrotherapeutic equipment

Jadual
Table **1.5a** : Bilangan Pekerja Bergaji Sektor Pembuatan Mengikut Kumpulan
: Number of Paid Employees of Manufacturing Sector by Group

Kod Kumpulan Group code	Keterangan Kumpulan/Tempoh	2023	2024	2024		
				Q1	Q2	Q3
267 (26701 & 26702) & 268 (26800)	Pembuatan peralatan optikal, kelengkapan fotografi, media magnetik dan optikal	5,915	5,497	5,855	5,740	5,570
271	Pembuatan motor elektrik, penjana, transformer dan perkakasan pengagihan dan pengawalan elektrik	43,800	44,383	43,055	42,848	44,686
	27101 Pembuatan motor elektrik, penjana dan transformer	18,737	18,922	18,827	18,933	19,612
	27102 Pembuatan perkakasan pengagihan dan pengawalan elektrik	25,064	25,460	24,229	23,915	25,074
272/ 27200	Pembuatan bateri dan akumulator	8,671	8,321	8,775	8,692	8,475
273	Pembuatan pendawaian dan peranti pendawaian	23,530	24,520	23,981	23,726	24,056
	27310 Pembuatan kabel gentian optikal	969	1,029	968	1,024	1,000
	27320 Pembuatan wayar dan kabel elektronik dan elektrik lain	20,980	21,902	21,442	21,105	21,431
	27330 Pembuatan alatan pendawaian pembawa dan bukan pembawa arus untuk litar elektrik (tanpa mengira jenis bahan)	1,581	1,590	1,571	1,597	1,626
274/ 27400	Pembuatan kelengkapan pencahayaan elektrik	3,934	4,115	4,007	4,013	4,079
275/ 27500	Pembuatan perkakasan domestik	14,766	13,735	15,468	15,175	13,892
279/ 27900	Pembuatan kelengkapan elektrik lain	7,709	7,919	7,630	7,587	7,752
281 & 282	Pembuatan jentera kegunaan umum dan kegunaan khas	93,994	95,294	94,976	96,215	95,747
	28120 & Pembuatan alat-alat kuasa bendalir	6,346	5,407	5,958	5,873	5,807
	28130 Pembuatan pam, pemampat, kepala paip dan injap lain					
	28180 & Pembuatan alatan tangan yang menggunakan kuasa dilengkapkan dengan motor elektrik atau bukan motor elektrik atau pneumatik	22,759	23,013	22,920	23,750	22,811
	28220 Pembuatan jentera pembentukan logam dan alatan mesin					
	28192 Pembuatan mesin penyaman udara, termasuk untuk kenderaan bermotor	8,842	8,679	9,010	8,691	8,631
	28290 Pembuatan lain-lain mesin bertujuan khas t.t.t.l. Industri lain	8,427 47,621	8,710 49,485	8,529 48,558	8,573 49,329	8,588 49,910
291 (29101 & 29102)	Pembuatan kenderaan bermotor	25,665	25,223	24,734	24,577	25,268
292/ 29200	Pembuatan kerangka (coachwork) untuk kenderaan bermotor; pembuatan treler dan semi treler	8,712	9,114	8,387	8,169	9,168
293/ 29300	Pembuatan alat ganti dan aksesori untuk kenderaan bermotor	53,237	53,458	51,853	54,479	53,321
301 (30110 & 30120)	Pembinaan kapal dan bot	15,257	15,041	15,150	14,917	14,779
302, 303, 304 & 309	Pembuatan lokomotif keretapi, rolling stock, kapal angkasa dan udara, jentera berkaitan, kenderaan tempur ketenteraan, dan kelengkapan pengangkutan t.t.t.l.	29,049	29,938	29,451	29,677	30,152
	30910 Pembuatan motosikal	12,956	13,901	13,186	13,109	13,747
	30920 Pembuatan basikal dan invalid carriages Industri lain	1,579 14,514	1,707 14,330	1,485 14,780	1,617 14,951	1,673 14,732
310	Pembuatan perabot	81,979	83,470	83,395	83,335	83,263
	31001 Pembuatan perabot kayu dan rotan Industri lain	62,863 19,116	64,306 19,163	63,535 19,861	63,632 19,703	63,849 19,415
321 (32110 & 32120)	Pembuatan barang kemas, bijouterie dan artikel berkaitan	5,665	4,813	5,726	5,462	5,162
322, 325 & 329	Pembuatan instrumen muzik, peralatan dan bekalan perubatan dan pergigian dan pembuatan lain t.t.t.l.	28,203	29,262	28,288	28,153	29,219
	32901 Pembuatan alat tulis Industri lain	6,097 22,107	6,181 23,081	5,999 22,289	5,863 22,291	6,226 22,993
323/ 32300	Pembuatan barangan sukan	2,108	1,931	2,351	2,382	1,978
324/ 32400	Pembuatan permainan dan mainan	4,999	4,998	4,963	4,975	4,918
331 & 332	Pembaikan pemasangan produk logam, jentera, kelengkapan dan pemasangan jentera perindustrian dan kelengkapan	43,843	43,938	44,429	43,757	43,700
	33150 Pembaikan dan penyelenggaraan kelengkapan pengangkutan kecuali motosikal dan basikal Industri lain	7,256 36,587	7,227 36,711	7,560 36,869	7,478 36,278	7,331 36,369
Jumlah Pembuatan		2,374,557	2,398,863	2,363,344	2,369,595	2,391,104

2025		2024		2025		Group Description/Period
Q4	Q1	Q2	(Jan. - Ogo.)	(Jan. - Ogo.)		
5,497	5,592	5,622	5,523	5,602		Manufacture of optical instruments, photographic equipment, magnetic and optical media
44,383	44,288	43,852	44,840	45,466		Manufacture of electric motors, generators, transformers and electricity distribution and control apparatus
18,922	19,080	19,041	19,643	18,878		<i>Manufacture of electric motors, generators and transformers</i>
25,460	25,208	24,810	25,197	26,588		<i>Manufacture of electricity distribution and control apparatus</i>
8,321	8,038	7,822	8,622	7,516		Manufacture of batteries and accumulators
24,520	25,011	24,738	23,985	24,885		Manufacture of wiring and wiring devices
1,029	1,041	1,089	997	1,063		<i>Manufacture of fibre optic cables</i>
21,902	22,371	22,059	21,356	22,111		<i>Manufacture of other electronic and electric wires and cables</i>
1,590	1,599	1,590	1,632	1,712		<i>Manufacture of current -carrying and non current-carrying wiring devices for electrical circuits regardless of material</i>
4,115	3,825	3,847	4,076	3,877		Manufacture of electric lighting equipment
13,735	14,072	13,934	14,582	13,387		Manufacture of domestic appliances
7,919	7,898	7,939	7,739	7,825		Manufacture of other electrical equipment
95,294	96,119	97,264	96,165	97,158		Manufacture of general-purpose and special-purpose machinery
5,407	5,344	5,510	5,915	5,430		<i>Manufacture of fluid power equipment</i>
						<i>Manufacture of other pumps, compressors, taps and valves</i>
23,013	23,041	22,877	23,150	22,087		<i>Manufacture of power-driven hand tools with self-contained electric or non-electric motor or pneumatic drives</i>
						<i>Manufacture of metal-forming machinery and machine tools</i>
8,679	8,827	8,287	8,498	8,282		<i>Manufacture of air-conditioning machines, including for motor vehicles</i>
8,710	8,879	8,912	8,457	9,061		<i>Manufacture of other special-purpose machinery n.e.c.</i>
49,485	50,028	51,679	50,146	52,298		<i>Other industry</i>
25,223	24,369	23,896	25,521	24,444		Manufacture of motor vehicles
9,114	8,895	8,783	9,191	9,789		Manufacture of bodies (coachwork) for motor vehicles; manufacture of trailers and semi-trailers
53,458	51,628	55,872	53,486	54,947		Manufacture of parts and accessories for motor vehicles
15,041	14,642	14,650	14,744	14,338		Building of ships and boats
29,938	30,300	30,189	29,643	30,509		Manufacture of railway locomotives, rolling stock, air and spacecraft, related machinery, military fighting vehicles and transport equipment n.e.c
13,901	14,223	14,298	13,241	14,664		<i>Manufacture of motorcycles</i>
1,707	1,623	1,663	1,669	1,653		<i>Manufacture of bicycles and invalid carriages</i>
14,330	14,454	14,228	14,733	14,192		<i>Other industry</i>
83,470	83,964	84,736	83,277	84,477		Manufacture of furniture
64,306	64,209	64,814	63,894	64,563		<i>Manufacture of wooden and cane furniture</i>
19,163	19,755	19,923	19,384	19,913		<i>Other industry</i>
4,813	5,002	4,625	5,226	4,441		Manufacture of jewellery, bijouterie and related articles
29,262	29,912	29,584	29,112	30,159		Manufacture of musical instruments, medical and dental instruments and supplies and other manufacturing n.e.c.
6,181	6,223	6,377	6,190	6,387		<i>Manufacture of stationery</i>
23,081	23,689	23,207	22,922	23,772		<i>Other industry</i>
1,931	2,066	2,089	2,000	2,085		Manufacture of sports goods
4,998	4,971	4,896	4,986	5,003		Manufacture of games and toys
43,938	45,100	44,700	44,565	45,377		Repair of fabricated metal products, machinery and equipment and installation of industrial machinery and equipment
7,227	7,407	7,560	7,547	7,865		<i>Repair and maintenance of transport equipment except motorcycles and bicycles</i>
36,711	37,693	37,139	37,018	37,512		<i>Other industry</i>
2,398,863	2,388,492	2,392,143	2,378,065	2,401,506		Total Manufacturing

Jadual Table **1.5a** : Bilangan Pekerja Bergaji Sektor Pembuatan Mengikut Kumpulan (samb.)
: Number of Paid Employees of Manufacturing Sector by Group (cont.)

Kod Kumpulan Group code	Keterangan Kumpulan/Tempoh	2024								
		Jan.	Feb.	Mac	Apr.	Mei	Jun	Jul.	Ogo.	Sep.
267 (26701 & 26702) & 268 (26800)	Pembuatan peralatan optikal, kelengkapan fotografi, media magnetik dan optikal	5,678	5,718	5,855	5,930	5,794	5,740	5,603	5,523	5,570
271	Pembuatan motor elektrik, penjana, transformer dan perkakasan pengagihan dan pengawalan elektrik	43,821	43,094	43,055	42,930	43,210	42,848	44,533	44,840	44,686
	27101 Pembuatan motor elektrik, penjana dan transformer	18,722	18,703	18,827	18,875	19,029	18,933	19,092	19,643	19,612
	27102 Pembuatan perkakasan pengagihan dan pengawalan elektrik	25,099	24,390	24,229	24,055	24,181	23,915	25,441	25,197	25,074
272/ 27200	Pembuatan bateri dan akumulator	8,677	8,792	8,775	8,756	8,793	8,692	8,581	8,622	8,475
273	Pembuatan pendawaian dan peranti pendawaian	23,984	23,927	23,981	23,986	23,985	23,726	23,515	23,985	24,056
	27310 Pembuatan kabel gantian optikal	969	965	968	989	1,003	1,024	1,005	997	1,000
	27320 Pembuatan wayar dan kabel elektronik dan elektrik lain	21,421	21,374	21,442	21,414	21,400	21,105	20,980	21,356	21,431
	27330 Pembuatan alatan pendawaian pembawa dan bukan pembawa arus untuk litar elektrik (tanpa mengira jenis bahan)	1,594	1,588	1,571	1,582	1,582	1,597	1,530	1,632	1,626
274/ 27400	Pembuatan kelengkapan pencahayaan elektrik	3,976	3,872	4,007	3,901	3,938	4,013	4,098	4,076	4,079
275/ 27500	Pembuatan perkakasan domestik	14,858	14,697	15,468	15,379	15,364	15,175	14,856	14,582	13,892
279/ 27900	Pembuatan kelengkapan elektrik lain	7,734	7,657	7,630	7,607	7,617	7,587	7,544	7,739	7,752
281 & 282	Pembuatan jentera kegunaan umum dan kegunaan khas	94,750	95,978	94,976	95,061	94,429	96,215	96,394	96,165	95,747
	28120 Pembuatan alat-alat kuasa bendalir &	5,997	5,992	5,958	5,974	5,995	5,873	5,911	5,915	5,807
	28130 Pembuatan pam, pemampat, kepala paip dan injap lain									
	28180 Pembuatan alatan tangan yang menggunakan kuasa dilengkapkan dengan motor elektrik atau bukan motor elektrik atau pneumatik &	23,198	23,887	22,920	23,014	22,891	23,750	23,517	23,150	22,811
	28220 Pembuatan jentera pembentukan logam dan alatan mesin									
	28192 Pembuatan mesin penyaman udara, termasuk untuk kenderaan bermotor	9,034	9,039	9,010	9,222	8,700	8,691	8,579	8,498	8,631
	28290 Pembuatan lain-lain mesin bertujuan khas t.t.t.l. Industri lain	8,450	8,489	8,529	8,479	8,536	8,573	8,604	8,457	8,588
		48,070	48,571	48,558	48,373	48,307	49,329	49,783	50,146	49,910
291 (29101 & 29102)	Pembuatan kenderaan bermotor	25,698	25,619	24,734	24,755	24,536	24,577	25,052	25,521	25,268
292/ 29200	Pembuatan kerangka (coachwork) untuk kenderaan bermotor; pembuatan treler dan semi treler	8,550	8,469	8,387	8,356	8,367	8,169	8,274	9,191	9,168
293/ 29300	Pembuatan alat ganti dan aksesori untuk kenderaan bermotor	53,768	53,222	51,853	55,315	54,799	54,479	54,802	53,486	53,321
301 (30110 & 30120)	Pembinaan kapal dan bot	15,401	15,387	15,150	14,962	14,919	14,917	14,824	14,744	14,779
302, 303, 304 & 309	Pembuatan lokomotif keretapi, rolling stock, kapal angkasa dan udara, jentera berkaitan, kenderaan tempur ketenteraan, dan kelengkapan pengangkutan t.t.t.l.	29,327	29,205	29,451	29,490	29,735	29,677	30,508	29,643	30,152
	30910 Pembuatan motosikal	12,902	12,857	13,186	13,207	13,124	13,109	14,035	13,241	13,747
	30920 Pembuatan basikal dan invalid carriages Industri lain	1,543	1,512	1,485	1,486	1,561	1,617	1,646	1,669	1,673
		14,882	14,837	14,780	14,798	15,050	14,951	14,827	14,733	14,732
310	Pembuatan perabot	82,638	83,028	83,395	85,027	84,819	83,335	82,533	83,277	83,263
	31001 Pembuatan perabot kayu dan rotan Industri lain	62,863	63,139	63,535	65,077	65,036	63,632	62,790	63,894	63,849
		19,775	19,889	19,861	19,951	19,783	19,703	19,743	19,384	19,415
321 (32110 & 32120)	Pembuatan barang kemas, bijouterie dan artikel berkaitan	5,692	5,546	5,726	5,618	5,685	5,462	5,211	5,226	5,162
322, 325 & 329	Pembuatan instrumen muzik, peralatan dan bekalan perubatan dan pergigian dan pembuatan lain t.t.t.l.	28,053	28,306	28,288	28,061	28,063	28,153	29,104	29,112	29,219
	32901 Pembuatan alat tulis Industri lain	5,979	6,015	5,999	6,032	5,838	5,863	5,948	6,190	6,226
		22,074	22,291	22,289	22,030	22,226	22,291	23,156	22,922	22,993
323/ 32300	Pembuatan barangan sukan	2,156	2,162	2,351	2,402	2,419	2,382	2,395	2,000	1,978
324/ 32400	Pembuatan permainan dan mainan	4,933	4,967	4,963	4,935	4,963	4,975	4,994	4,986	4,918
331 & 332	Pembaikan pemasangan produk logam, jentera, kelengkapan dan pemasangan jentera perindustrian dan kelengkapan	44,459	44,254	44,429	44,148	44,174	43,757	44,231	44,565	43,700
	33150 Pembaikan dan penyelenggaraan kelengkapan pengangkutan kecuali motosikal dan basikal Industri lain	7,476	7,516	7,560	7,589	7,434	7,478	7,530	7,547	7,331
		36,983	36,739	36,869	36,559	36,740	36,278	36,701	37,018	36,369
Jumlah Pembuatan		2,372,913	2,365,000	2,363,344	2,372,596	2,377,714	2,369,595	2,369,452	2,378,065	2,391,104

2025											Group Description/Period
Okt.	Nov.	Dis.	Jan.	Feb.	Mac	Apr.	Mei	Jun	Jul.	Ogo.	
5,523	5,511	5,497	5,491	5,514	5,592	5,623	5,628	5,622	5,600	5,602	<i>Manufacture of optical instruments, photographic equipment, magnetic and optical media</i>
45,552	44,459	44,383	44,245	44,388	44,288	44,027	44,131	43,852	45,162	45,466	<i>Manufacture of electric motors, generators, transformers and electricity distribution and control apparatus</i>
19,480	18,997	18,922	18,974	18,986	19,080	19,097	19,165	19,041	18,590	18,878	<i>Manufacture of electric motors, generators and transformers</i>
26,072	25,461	25,460	25,271	25,402	25,208	24,930	24,966	24,810	26,572	26,588	<i>Manufacture of electricity distribution and control apparatus</i>
8,458	8,421	8,321	8,587	8,525	8,038	7,991	7,937	7,822	7,627	7,516	<i>Manufacture of batteries and accumulators</i>
24,596	24,559	24,520	24,864	24,925	25,011	25,354	25,086	24,738	24,861	24,885	<i>Manufacture of wiring and wiring devices</i>
1,023	1,028	1,029	1,029	1,039	1,041	1,052	1,069	1,089	1,066	1,063	<i>Manufacture of fibre optic cables</i>
21,947	21,966	21,902	22,245	22,297	22,371	22,717	22,436	22,059	22,205	22,111	<i>Manufacture of other electronic and electric wires and cables</i>
1,626	1,565	1,590	1,590	1,590	1,599	1,585	1,580	1,590	1,590	1,712	<i>Manufacture of current-carrying and non current-carrying wiring devices for electrical circuits regardless of material</i>
4,121	4,124	4,115	4,003	3,890	3,825	3,817	3,801	3,847	3,951	3,877	<i>Manufacture of electric lighting equipment</i>
13,852	13,739	13,735	13,955	13,931	14,072	14,128	14,128	13,934	13,539	13,387	<i>Manufacture of domestic appliances</i>
7,784	7,880	7,919	7,942	7,906	7,898	7,881	7,871	7,939	7,903	7,825	<i>Manufacture of other electrical equipment</i>
95,906	96,215	95,294	95,709	97,213	96,119	96,343	95,220	97,264	97,587	97,158	<i>Manufacture of general-purpose and special-purpose machinery</i>
5,885	5,834	5,407	5,391	5,394	5,344	5,350	5,403	5,510	5,490	5,430	<i>Manufacture of fluid power equipment</i>
22,984	23,271	23,013	23,430	24,106	23,041	23,115	22,120	22,877	22,607	22,087	<i>Manufacture of other pumps, compressors, taps and valves</i>
8,660	8,654	8,679	8,649	8,844	8,827	8,795	8,757	8,287	8,308	8,282	<i>Manufacture of power-driven hand tools with self-contained electric or non-electric motor or pneumatic drives</i>
8,671	8,698	8,710	8,890	8,890	8,879	8,822	8,856	8,912	8,950	9,061	<i>Manufacture of metal-forming machinery and machine tools</i>
49,706	49,758	49,485	49,349	49,979	50,028	50,262	50,084	51,679	52,231	52,298	<i>Manufacture of air-conditioning machines, including for motor vehicles</i>
25,835	25,779	25,223	25,179	25,352	24,369	24,530	23,964	23,896	24,500	24,444	<i>Manufacture of other special-purpose machinery n.e.c.</i>
8,966	9,013	9,114	9,068	9,076	8,895	8,831	8,895	8,783	8,751	9,789	<i>Other industry</i>
53,789	53,205	53,458	53,416	53,068	51,628	55,209	54,699	55,872	56,433	54,947	<i>Manufacture of motor vehicles</i>
14,654	14,614	15,041	15,239	14,868	14,642	14,631	14,691	14,650	14,629	14,338	<i>Manufacture of bodies (coachwork) for motor vehicles; manufacture of trailers and semi-trailers</i>
29,768	30,087	29,938	30,038	30,161	30,300	30,135	30,353	30,189	30,941	30,509	<i>Manufacture of parts and accessories for motor vehicles</i>
13,546	13,868	13,901	13,818	13,788	14,223	14,164	14,329	14,298	14,837	14,664	<i>Building of ships and boats</i>
1,693	1,711	1,707	1,661	1,655	1,623	1,609	1,661	1,663	1,656	1,653	<i>Manufacture of railway locomotives, rolling stock, air and spacecraft, related machinery, military fighting vehicles and transport equipment n.e.c</i>
14,529	14,509	14,330	14,559	14,718	14,454	14,362	14,363	14,228	14,449	14,192	<i>Manufacture of motorcycles</i>
84,130	83,248	83,470	83,647	84,166	83,964	85,455	85,455	84,736	84,181	84,477	<i>Manufacture of bicycles and invalid carriages</i>
64,627	63,956	64,306	64,245	64,665	64,209	65,269	65,527	64,814	64,296	64,563	<i>Other industry</i>
19,503	19,292	19,163	19,402	19,501	19,755	20,186	19,928	19,923	19,885	19,913	<i>Manufacture of furniture</i>
5,225	5,225	4,813	4,793	4,812	5,002	4,888	4,847	4,625	4,408	4,441	<i>Manufacture of wooden and cane furniture</i>
29,286	29,317	29,262	29,346	29,856	29,912	29,697	29,431	29,584	30,561	30,159	<i>Manufacture of jewellery, bijouterie and related articles</i>
6,161	6,169	6,181	6,187	6,239	6,223	6,235	6,273	6,377	6,506	6,387	<i>Manufacture of musical instruments, medical and dental instruments and supplies and other manufacturing n.e.c.</i>
23,125	23,148	23,081	23,159	23,617	23,689	23,461	23,158	23,207	24,054	23,772	<i>Manufacture of stationary</i>
1,953	1,942	1,931	1,955	1,956	2,066	2,066	2,057	2,089	2,084	2,085	<i>Other industry</i>
5,019	5,028	4,998	4,968	5,000	4,971	4,940	4,931	4,896	4,985	5,003	<i>Manufacture of sports goods</i>
44,001	43,697	43,938	44,773	45,003	45,100	44,922	45,208	44,700	45,478	45,377	<i>Manufacture of games and toys</i>
7,188	7,220	7,227	7,414	7,469	7,407	7,447	7,577	7,560	7,880	7,865	<i>Repair of fabricated metal products, machinery and equipment and installation of industrial machinery and equipment</i>
36,813	36,477	36,711	37,358	37,534	37,693	37,475	37,631	37,139	37,598	37,512	<i>Repair and maintenance of transport equipment except motorcycles and bicycles</i>
2,400,072	2,401,839	2,398,863	2,394,984	2,393,664	2,388,492	2,400,435	2,398,447	2,392,143	2,396,005	2,401,506	<i>Other industry</i>
											Total Manufacturing

Jadual **1.5b** : Bilangan Pekerja Bergaji Sektor Pembuatan Mengikut Kumpulan: Perubahan Peratusan Tahunan
 Table : Number of Paid Employees of Manufacturing Sector by Group: Annual Percentage Change

Kod Kumpulan Group code	Keterangan Kumpulan/Tempoh	2023		2024				2025		2024	2025	2024			
		2023	2024	Q1	Q2	Q3	Q4	Q1	Q2	(Jan. - Ogo.)	(Jan. - Ogo.)	Jan.	Feb.	Mac	Apr.
101	Pemprosesan dan pengawetan daging	7.8	4.1	8.1	1.7	2.9	4.1	1.5	6.0	3.5	6.1	5.9	6.9	8.1	4.0
102	Pemprosesan dan pengawetan ikan, krustasea dan moluska	3.5	0.3	1.3	1.9	0.0	0.3	-0.4	-1.5	0.4	-1.6	4.5	1.5	1.3	3.2
	10201 Pengetinan ikan, krustasea dan moluska &	2.2	-1.4	-0.5	0.9	-2.1	-1.4	-1.2	-2.3	-2.0	-1.4	3.2	-0.4	-0.5	1.7
	10202 Pemprosesan dan pengawetan ikan, krustasea dan moluska Industri lain	10.7	9.0	11.3	7.3	10.6	9.0	3.5	2.6	12.4	-2.6	11.5	11.6	11.3	11.4
103	Pemprosesan dan pengawetan buah-buahan dan sayur - sayuran	1.7	-5.9	2.4	-4.0	-7.2	-5.9	-9.6	-5.4	-1.8	-3.8	1.8	1.5	2.4	1.4
	10303 Pengetinan nanas &	-8.1	-5.2	2.7	1.2	-3.9	-5.2	-6.1	-9.6	-1.7	-10.3	-3.3	5.9	2.7	3.8
	10304 Pembuatan jem, marmalad dan sajian jeli Industri lain	2.3	-6.0	2.4	-4.3	-7.4	-6.0	-9.8	-5.1	-1.8	-3.4	2.1	1.2	2.4	1.3
104	Pembuatan minyak dan lemak daripada sayuran dan haiwan	6.7	2.6	4.5	5.6	1.9	2.6	2.6	2.8	4.6	4.2	5.8	4.4	4.5	5.3
	10404 Pembuatan minyak sayuran mentah dan bertapis &	10.5	6.8	11.6	12.7	6.9	6.8	4.9	3.7	8.4	2.2	8.2	12.0	11.6	14.4
	10406 Pembuatan sebatian lemak masakan	3.5	0.8	4.4	4.2	1.1	0.8	1.0	0.7	3.4	0.3	4.7	4.9	4.4	4.5
	10405 Pembuatan minyak kelapa Industri lain	6.6	2.4	4.1	5.3	1.7	2.4	2.5	2.8	4.4	4.5	5.7	4.0	4.1	4.9
105	Pembuatan produk tenusu	4.2	1.9	5.8	5.4	3.3	1.9	1.6	1.3	5.0	-1.2	4.8	4.3	5.8	5.4
	10502 Pembuatan susu pekat, tepung dan sejat Industri lain	1.9	1.1	5.4	4.3	2.1	1.1	0.4	0.9	3.6	-0.5	3.6	2.9	5.4	3.6
		10.1	3.9	7.0	8.5	6.1	3.9	4.8	2.3	8.8	-3.0	7.9	8.1	7.0	10.4
106	Pembuatan produk bijian, kanji dan produk berkanji	3.0	0.5	-0.1	-0.5	2.7	0.5	5.3	4.7	2.1	3.5	3.2	-0.6	-0.1	0.2
	10611 Pengilangan beras	1.8	2.3	0.3	0.1	6.0	2.3	6.1	5.5	5.2	2.9	2.5	1.1	0.3	1.4
	10613 Pengilangan tepung Industri lain	6.1	0.2	-0.4	-0.8	0.8	0.2	7.2	6.4	-0.2	6.3	6.1	-1.9	-0.4	-0.3
		-5.5	-9.2	-1.6	-2.6	-6.2	-9.2	-9.6	-9.8	-3.2	-8.5	-7.7	-3.6	-1.6	-3.3
107	Pembuatan produk makanan lain	8.9	3.0	7.0	6.1	4.4	3.0	2.6	2.2	5.5	1.7	8.3	7.2	7.0	6.8
	10711 Pembuatan biskut dan cookies	2.8	1.1	-2.2	-0.1	3.1	1.1	0.7	0.2	3.0	0.6	0.8	-1.8	-2.2	-1.8
	10712 Pembuatan roti, kek dan produk bakeri lain	8.0	3.9	5.6	6.8	6.3	3.9	4.2	3.6	7.7	4.4	7.8	7.6	5.6	7.4
	10713 Pembuatan produk snek	8.8	2.3	8.2	7.9	7.6	2.3	3.0	1.9	6.9	0.6	10.4	8.2	8.2	7.6
	10721 Pembuatan gula	5.3	-0.4	3.9	2.5	-3.6	-0.4	0.5	2.7	-2.5	2.9	5.3	5.5	3.9	3.1
	10731 Pembuatan produk koko	3.2	-9.1	1.8	-8.1	-9.7	-9.1	-5.6	-1.6	-8.7	-1.7	3.4	2.1	1.8	0.4
	10732 Pembuatan coklat dan produk coklat &	9.8	1.0	9.5	7.6	1.2	1.0	1.4	1.5	0.5	-0.2	7.9	9.4	9.5	7.8
	10733 Pembuatan konfeksi gula	16.4	12.3	16.8	12.8	17.8	12.3	11.4	8.4	19.1	7.5	16.8	16.4	16.8	16.5
	10793 Pembuatan sos dan bahan perasa	20.0	3.6	20.2	13.2	2.5	3.6	-1.8	-1.8	3.6	-4.8	19.1	20.2	20.2	14.5
	10799 Pembuatan produk makanan lain t.t.t.l. Industri lain	5.6	1.1	3.1	3.2	1.2	1.1	1.7	2.0	3.0	1.4	4.5	2.0	3.1	3.5
108/10800	Pembuatan makanan haiwan tersedia	-12.2	1.8	-10.6	-9.2	-4.3	1.8	2.9	1.1	-4.2	1.1	-10.9	-11.2	-10.6	-7.7
110	Pembuatan minuman ringan	2.6	2.6	2.1	2.8	2.1	2.6	2.8	3.4	2.3	3.9	2.8	2.0	2.1	2.6
	11041 Pembuatan minuman ringan	0.9	2.9	1.3	2.1	2.1	2.9	2.2	2.4	1.8	3.5	1.8	0.7	1.3	1.7
	11042 Pengeluaran air mineral semulajadi dan minuman lain yang dibotolkan Industri lain	4.8	3.0	1.2	1.6	1.7	3.0	4.7	8.1	1.8	7.2	2.8	2.8	1.2	1.5
		8.1	0.2	9.3	9.3	3.2	0.2	1.8	-0.7	6.3	-1.2	8.1	7.4	9.3	10.3
120/12000	Pembuatan produk tembakau	2.2	1.5	-8.0	-0.2	0.3	1.5	0.9	1.6	1.1	1.8	-1.8	-8.5	-8.0	-1.4
131	Pemintalan, penenunan dan penyiapan tekstil	1.2	4.1	1.5	4.0	3.4	4.1	2.1	1.3	3.4	-0.4	-0.3	0.2	1.5	2.8
	13110 Penyediaan dan pemintalan gantian tekstil &	3.2	1.9	3.7	6.4	-0.1	1.9	-0.4	-1.3	0.9	-0.6	1.4	2.1	3.7	5.7
	13120 Penenunan tekstil														
	13132 Pewarnaan, pelunturan, percetakan dan penyiapan akhir benang dan fabrik Industri lain	-4.5	9.4	-3.3	-1.7	12.9	9.4	8.8	8.9	10.7	1.0	-4.4	-3.9	-3.3	-4.1
		8.6	8.7	-4.5	0.8	0.4	8.7	0.6	-3.5	-1.9	-7.4	-1.2	-5.0	-4.5	0.8
139	Pembuatan tekstil lain	1.9	-1.7	0.1	-1.7	-1.7	-1.7	-1.5	-0.8	-1.8	0.8	2.8	0.8	0.1	-1.0
	13910 Pembuatan fabrik dikait dan dikrusye Industri lain	-4.5	-1.2	-3.8	-1.9	-2.0	-1.2	-2.4	-1.7	-1.4	0.3	-3.1	-6.4	-3.8	-4.8
		6.0	-1.9	2.4	-1.6	-1.5	-1.9	-1.0	-0.2	-2.0	1.1	6.5	5.4	2.4	1.3
141	Pembuatan pakaian, kecuali pakaian berbulu	2.6	-1.4	3.5	2.3	2.5	-1.4	0.8	0.2	2.1	0.9	2.9	3.3	3.5	2.8
	14102 Pembuatan pakaian Industri lain	2.6	-1.4	4.3	3.6	3.6	-1.4	0.7	0.5	3.2	1.6	2.8	4.0	4.3	3.9
		2.6	-1.4	1.3	-1.0	-0.2	-1.4	1.2	-0.3	-0.7	-1.2	3.4	1.4	1.3	0.1
142 & 143	Pembuatan artikel daripada kulit bulu dan pakaian yang dikait dan dikrusye	8.5	-3.9	0.9	0.8	-0.7	-3.9	-3.9	-6.9	-2.7	-6.0	6.5	2.8	0.9	3.5
151 (15110 & 15120)	Penyamakan dan pembersihan kulit, pembuatan bagasi, beg tangan, pelana dan abah-abah pembersihan dan pewarnaan bulu	-0.6	-1.0	-5.8	-2.9	-0.8	-1.0	0.04	1.6	-1.0	0.6	-2.8	-4.5	-5.8	-3.3
152	Pembuatan kasut	5.3	4.9	3.3	2.9	3.9	4.9	3.4	0.7	3.8	2.0	3.7	2.5	3.3	3.3
	15201 Pembuatan kasut kulit &	-0.8	0.6	-0.8	1.7	0.6	0.6	-3.5	-3.3	1.1	-4.0	-1.8	-1.0	-0.8	-0.1
	15203 Pembuatan kasut getah Industri lain	12.9	9.6	8.1	4.3	7.5	9.6	10.9	4.9	6.8	8.4	10.8	6.7	8.1	7.1
161/16100	Pengilangan dan pengetaman kayu	-2.6	0.6	-3.8	-1.8	-0.9	0.6	0.4	3.2	-0.6	4.1	-5.9	-7.0	-3.8	-1.8

2025																Group Description/Period
Mei	Jun	Jul.	Ogo.	Sep.	Okt.	Nov.	Dis.	Jan.	Feb.	Mac	Apr.	Mei	Jun	Jul.	Ogo.	
4.1	1.7	3.9	3.5	2.9	2.2	2.1	4.1	3.8	1.1	1.5	3.1	3.0	6.0	5.3	6.1	Processing and preserving of meat
3.0	1.9	0.4	0.4	-0.03	-1.2	-0.3	0.3	-1.0	-1.2	-0.4	-1.5	-2.3	-1.5	0.0	-1.6	Processing and preserving of fish, crustaceans and molluscs
1.6	0.9	-2.1	-2.0	-2.1	-3.2	-2.3	-1.4	-2.3	-2.1	-1.2	-2.4	-3.3	-2.3	-0.6	-1.4	<i>Canning of fish, crustaceans and molluscs</i>
11.0	7.3	14.6	12.4	10.6	9.2	10.0	9.0	5.3	3.4	3.5	2.9	2.8	2.6	3.0	-2.6	<i>Processing, curing and preserving of fish, crustacean and molluscs</i>
-3.5	-4.0	-5.2	-1.8	-7.2	-8.0	-7.4	-5.9	-7.2	-8.0	-9.6	-8.7	-7.0	-5.4	-4.2	-3.8	Processing and preserving of fruits and vegetable
-1.0	1.2	-2.2	-1.7	-3.9	-5.5	-4.5	-5.2	-5.5	-8.2	-6.1	-7.4	-8.2	-9.6	-9.7	-10.3	<i>Pineapple canning</i>
-3.7	-4.3	-5.4	-1.8	-7.4	-8.1	-7.6	-6.0	-7.3	-7.9	-9.8	-8.8	-6.9	-5.1	-3.8	-3.4	<i>Manufacture of jams, marmalades and table jellies</i>
5.5	5.6	5.4	4.6	1.9	1.4	2.1	2.6	2.7	2.9	2.6	2.1	2.2	2.8	2.7	4.2	Manufacture of vegetable and animal oils and fats
13.7	12.7	12.1	8.4	6.9	7.1	6.9	6.8	11.0	5.5	4.9	3.0	3.5	3.7	2.9	2.2	<i>Manufacture of crude and refined vegetable oil</i>
4.5	4.2	5.1	3.4	1.1	1.2	1.2	0.8	1.7	1.2	1.0	0.8	0.8	0.7	0.4	0.3	<i>Manufacture of compound cooking fats</i>
5.1	5.3	5.1	4.4	1.7	1.0	1.9	2.4	2.3	2.8	2.5	2.1	2.1	2.8	2.7	4.5	<i>Manufacture of coconut oil</i>
7.6	5.4	5.0	5.0	3.3	2.8	2.3	1.9	0.4	0.1	1.6	1.7	-0.03	1.3	0.8	-1.2	Manufacture of dairy products
7.3	4.3	3.6	3.6	2.1	1.8	1.6	1.1	-1.7	-0.8	0.4	0.9	-0.9	0.9	0.7	-0.5	<i>Manufacture of condensed, powdered and evaporated milk</i>
8.6	8.5	8.5	8.8	6.1	5.2	4.0	3.9	5.7	2.4	4.8	3.6	2.3	2.3	1.1	-3.0	<i>Other industry</i>
-0.5	-0.5	-1.3	2.1	2.7	2.3	1.5	0.5	1.3	5.8	5.3	5.1	4.6	4.7	5.0	3.5	Manufacture of grain mill products, starches and starch products
0.6	0.1	0.1	5.2	6.0	5.0	2.4	2.3	3.2	5.1	6.1	5.9	5.3	5.5	4.7	2.9	<i>Rice milling</i>
-1.0	-0.8	-2.3	-0.2	0.8	1.1	2.3	0.2	1.0	9.3	7.2	7.0	6.2	6.4	8.2	6.3	<i>Flour milling</i>
-4.6	-2.6	-3.6	-3.2	-6.2	-7.2	-8.8	-9.2	-8.6	-9.2	-9.6	-9.7	-9.1	-9.8	-11.0	-8.5	<i>Other industry</i>
6.8	6.1	6.4	5.5	4.4	3.8	3.6	3.0	2.6	2.8	2.6	2.6	2.5	2.2	1.7	1.7	Manufacture of other food products
-0.5	-0.1	2.6	3.0	3.1	2.9	2.2	1.1	-0.5	-2.0	0.7	0.1	0.1	0.2	0.9	0.6	<i>Manufacture of biscuits and cookies</i>
7.9	6.8	5.8	7.7	6.3	4.6	4.5	3.9	3.6	2.9	4.2	3.7	3.5	3.6	4.5	4.4	<i>Manufacture of bread, cakes and other bakery products</i>
7.3	7.9	9.9	6.9	7.6	7.3	5.6	2.3	0.5	2.2	3.0	2.8	2.0	1.9	1.0	0.6	<i>Manufacture of snack products</i>
2.3	2.5	2.1	-2.5	-3.6	-4.4	-1.8	-0.4	-0.6	-0.9	0.5	2.0	1.1	2.7	2.9	2.9	<i>Manufacture of sugar</i>
-6.7	-8.1	-8.6	-8.7	-9.7	-10.1	-9.6	-9.1	-5.9	-5.5	-5.6	-1.8	-2.3	-1.6	-1.3	-1.7	<i>Manufacture of cocoa products</i>
8.3	7.6	7.0	0.5	1.2	1.2	0.1	1.0	0.4	2.1	1.4	4.4	3.6	1.5	-0.2	-0.2	<i>Manufacture of chocolate and chocolate products</i>
16.0	12.8	15.2	19.1	17.8	18.0	11.9	12.3	12.5	13.0	11.4	10.8	12.3	8.4	6.9	7.5	<i>Manufacture of sugar confectionery</i>
13.1	13.2	12.9	3.6	2.5	0.2	4.9	3.6	3.0	3.0	-1.8	-1.4	-1.9	-1.8	-5.7	-4.8	<i>Manufacture of sauces and condiments</i>
3.7	3.2	3.1	3.0	1.2	1.6	1.4	1.1	0.8	2.1	1.7	1.5	1.5	2.0	2.0	1.4	<i>Manufacture of other food products n.e.c.</i>
-7.6	-9.2	-8.5	-4.2	-4.3	-2.5	-3.2	1.8	2.9	2.8	2.9	2.7	0.3	1.1	0.9	1.1	Manufacture of prepared animal feeds
2.5	2.8	1.9	2.3	2.1	2.4	2.5	2.6	2.5	2.7	2.8	2.4	2.8	3.4	3.6	3.9	Manufacture of beverages
1.6	2.1	1.3	1.8	2.1	2.5	2.4	2.9	2.2	2.4	2.2	0.7	1.8	2.4	2.6	3.5	<i>Manufacture of soft drinks</i>
1.7	1.6	0.9	1.8	1.7	1.6	2.7	3.0	3.2	3.8	4.7	7.5	7.1	8.1	8.6	7.2	<i>Production of natural mineral waters and other bottled waters</i>
9.1	9.3	7.8	6.3	3.2	3.4	2.9	0.2	2.9	2.0	1.8	0.3	-0.8	-0.7	-1.1	-1.2	<i>Other industry</i>
-1.6	-0.2	1.5	1.1	0.3	0.2	0.1	1.5	1.2	1.0	0.9	1.6	1.4	1.6	1.4	1.8	Manufacture of tobacco products
3.9	4.0	6.1	3.4	3.4	2.7	3.4	4.1	4.3	3.2	2.1	2.9	2.5	1.3	-0.5	-0.4	Spinning, weaving and finishing of textiles
7.1	6.4	4.6	0.9	-0.1	-0.01	0.6	1.9	2.4	0.7	-0.4	-0.8	0.3	-1.3	-0.8	-0.6	<i>Preparation and spinning of textile fibres</i>
-3.5	-1.7	11.0	10.7	12.9	9.9	9.9	9.4	9.1	9.3	8.8	12.8	9.0	8.9	0.9	1.0	<i>Weaving of textiles</i>
1.0	0.8	-0.9	-1.9	0.4	0.4	9.6	8.7	5.8	6.0	0.6	2.8	-2.5	-3.5	-7.5	-7.4	<i>Dyeing, bleaching, printing and finishing of yarns and fabrics</i>
-1.2	-1.7	-2.6	-1.8	-1.7	-1.4	-1.8	-1.7	-2.4	-1.9	-1.5	-1.2	-0.9	-0.8	1.3	0.8	Manufacture of other textiles
-1.8	-1.9	-2.0	-1.4	-2.0	-2.1	-2.0	-1.2	-2.4	-2.3	-2.4	-0.3	-1.8	-1.7	1.7	0.3	<i>Manufacture of knitted and crocheted fabrics</i>
-0.8	-1.6	-2.9	-2.0	-1.5	-1.1	-1.6	-1.9	-2.5	-1.7	-1.0	-1.7	-0.3	-0.2	1.1	1.1	<i>Other industry</i>
2.8	2.3	2.7	2.1	2.5	2.0	-1.6	-1.4	0.7	0.9	0.8	0.7	0.4	0.2	0.6	0.9	Manufacture of wearing apparel, except fur
4.0	3.6	4.4	3.2	3.6	2.3	-1.5	-1.4	1.1	0.7	0.7	1.0	0.6	0.5	1.8	1.6	<i>Manufacture of clothings</i>
-0.3	-1.0	-1.6	-0.7	-0.2	1.0	-1.8	-1.4	-0.4	1.5	1.2	-0.01	-0.4	-0.3	-2.7	-1.2	<i>Other industry</i>
2.6	0.8	1.0	-2.7	-0.7	0.8	-4.2	-3.9	-4.0	-3.8	-3.9	-6.2	-5.2	-6.9	-6.0	-6.0	Manufacture of articles of fur, knitted and crocheted apparel
-3.9	-2.9	-1.0	-1.0	-0.8	-1.4	-1.2	-1.0	-0.4	0.01	0.04	0.8	2.0	1.6	0.5	0.6	<i>Tanning and dressing of leather; manufacture of luggage, handbags, saddlery and harness; dressing and dyeing of fur</i>
3.6	2.9	2.5	3.8	3.9	3.3	4.6	4.9	3.2	3.7	3.4	3.1	0.6	0.7	2.5	2.0	Manufacture of footwear
1.8	1.7	0.6	1.1	0.6	0.1	0.9	0.6	-2.4	-1.7	-3.5	-3.1	-5.0	-3.3	-1.5	-4.0	<i>Manufacture of leather footwear</i>
5.5	4.3	4.7	6.8	7.5	6.7	8.7	9.6	9.6	9.7	10.9	9.6	6.3	4.9	6.7	8.4	<i>Manufacture of rubber footwear</i>
-1.7	-1.8	-2.0	-0.6	-0.9	-1.1	-1.2	0.6	1.2	3.7	0.4	3.6	3.3	3.2	3.0	4.1	<i>Other industry</i>
																Sawmilling and planning of wood

Jadual Table **1.5b** : Bilangan Pekerja Bergaji Sektor Pembuatan Mengikut Kumpulan: Perubahan Peratusan Tahunan
 : Number of Paid Employees of Manufacturing Sector by Group: Annual Percentage Change

Kod Kumpulan Group code	Keterangan Kumpulan/Tempoh	2023		2024				2025		2024	2025	2024			
		2023	2024	Q1	Q2	Q3	Q4	Q1	Q2	(Jan. - Ogo.)	(Jan. - Ogo.)	Jan.	Feb.	Mac	Apr.
162	Pembuatan produk daripada kayu, gabus, jerami dan bahan jalinan lain	1.2	0.4	0.05	2.5	1.0	0.4	0.5	-0.9	0.8	0.2	0.6	-0.3	0.05	1.5
16211	Pembuatan kepingan venier dan papan lapis	3.1	2.7	1.0	4.3	3.6	2.7	4.3	2.2	3.8	2.3	2.3	1.5	1.0	2.6
16212	Pembuatan papan partikel dan papan gentian	8.4	3.1	10.4	11.5	1.7	3.1	0.8	-3.3	-3.3	-2.3	10.3	10.8	10.4	12.0
16221	Pertukangan kayu untuk jurubina	-10.9	-11.8	-9.5	-11.3	-9.0	-11.8	-10.8	-10.1	-10.3	-4.5	-11.2	-13.0	-9.5	-10.9
	Industri lain	2.3	0.9	0.0	4.1	0.5	0.9	-1.9	-1.8	2.7	-1.5	0.8	-0.1	0.0	3.6
170	Pembuatan kertas dan produk kertas	1.0	0.6	0.9	0.7	0.5	0.6	0.3	0.1	0.8	0.4	1.0	0.8	0.9	0.8
17010	Pembuatan pulpa, kertas dan kertas tebal	-2.4	5.9	-0.4	3.3	5.6	5.9	9.0	8.8	4.9	8.2	0.7	-0.5	-0.4	-0.8
17020	Pembuatan kertas gelugur dan kertas tebal dan bekas daripada kertas dan kertas tebal	-1.4	-1.9	-2.0	-2.6	-1.6	-1.9	-1.8	-3.4	-1.3	-2.9	-1.8	-2.1	-2.0	-2.2
17091	Pembuatan sampul surat dan kad surat	4.1	-2.6	-4.1	-5.3	-5.6	-2.6	-0.5	-0.9	-4.5	-1.5	1.3	-1.6	-4.1	-4.2
17092	Pembuatan kertas kegunaan rumah dan pembersih peribadi	5.1	-2.3	6.0	3.5	-2.4	-2.3	-4.0	0.4	-2.9	4.1	4.5	5.5	6.0	6.2
17093	Pembuatan kertas bergam atau pelekat yang berjalur atau bergulung dan label dan kertas dinding	0.0	1.0	0.2	0.8	1.0	1.0	0.9	-2.2	1.2	-4.2	0.1	0.1	0.2	0.3
	Industri lain	9.8	8.2	8.1	7.2	7.9	8.2	2.5	3.1	11.4	1.3	7.9	7.7	8.1	7.7
181 & 182	Percetakan, aktiviti perkhidmatan berkaitan percetakan dan penerbitan semula media rakaman	1.7	0.8	-2.8	-1.3	0.1	0.8	0.6	1.3	0.2	1.4	-2.4	-1.9	-2.8	-2.4
18110	Percetakan	2.3	0.6	-2.5	-2.4	-0.1	0.6	0.9	2.3	-0.2	1.3	-2.2	-1.5	-2.5	-3.1
18120 &	Aktiviti perkhidmatan berkaitan percetakan	-1.2	1.7	-3.7	3.5	1.4	1.7	-0.8	-2.9	1.9	2.0	-3.5	-3.4	-3.7	0.7
18200	Penerbitan semula media rakaman														
192 (19201 & 19202)	Pembuatan produk petroleum bertapis	3.7	0.4	1.8	1.0	0.5	0.4	1.0	2.0	0.6	2.7	2.6	2.9	1.8	1.6
201	Pembuatan kimia asas, baja dan sebatian nitrogen, plastik dan getah sintetik dalam bentuk primer	0.3	5.3	-0.7	0.9	4.4	5.3	4.4	3.7	4.6	1.6	-0.2	-0.6	-0.7	3.3
20111	Pembuatan gas perindustrian atau perubatan bukan organik dalam bentuk cecair atau mampat	9.1	14.9	8.0	12.7	13.8	14.9	5.4	1.7	13.6	-2.5	9.3	9.0	8.0	14.7
20112 &	Pembuatan kimia organik asas	-1.9	4.9	-2.4	-0.9	3.7	4.9	5.0	4.5	4.1	2.6	-2.3	-2.4	-2.4	2.0
20113	Pembuatan sebatian bukan organik														
20121 &	Pembuatan baja	-5.9	-1.6	-11.4	-8.2	-1.3	-1.6	-0.5	0.2	-1.1	-0.7	-7.0	-10.7	-11.4	-4.6
20129	Pembuatan produk campuran nitrogen														
20131	Pembuatan plastik dalam bentuk primer	2.1	4.0	3.8	3.0	3.5	4.0	5.0	5.1	3.2	3.0	1.5	3.4	3.8	4.4
	Industri lain	6.6	9.2	4.7	4.8	6.8	9.2	8.2	6.3	8.3	4.5	6.1	3.9	4.7	6.1
202 & 203	Pembuatan produk kimia lain dan serat buatan manusia	-2.6	-3.0	-3.0	-0.2	-3.0	-3.0	-2.8	-3.6	-2.3	-1.2	-2.8	-2.1	-3.0	-1.9
20210	Pembuatan racun perosak dan produk agrokimia lain	13.8	11.0	9.0	13.0	13.2	11.0	8.9	6.1	12.9	6.2	13.1	10.5	9.0	10.9
20221	Pembuatan cat, varnis dan penyadur dan mastik	1.4	-0.2	1.7	0.6	0.1	-0.2	-4.7	-7.0	0.03	-5.2	0.1	5.1	1.7	1.0
20222	Pembuatan dakwat cetak	4.7	-4.1	1.7	1.9	-3.1	-4.1	-4.2	-4.1	-4.8	2.7	4.0	3.9	1.7	2.3
20231 &	Pembuatan sabun dan bahan pencuci, penyediaan membersihkan dan mengilat	-7.7	-4.3	-6.7	1.0	-3.2	-4.3	0.0	-0.2	-1.8	1.9	-7.5	-7.1	-6.7	-3.8
20232	Pembuatan pewangi dan penyediaan dandanan diri														
20291 &	Pembuatan plat fotografi, filem, sensitized paper dan other sensitized unexposed materials	-4.0	-6.5	-5.0	-5.5	-9.0	-6.5	-8.0	-8.7	-7.2	-6.6	-4.2	-4.2	-5.0	-5.1
20292 &	Pembuatan dakwat menulis dan melukis														
20299	Pembuatan produk kimia lain t.t.t.l.														
	Industri lain	-32.2	-11.9	-36.1	-36.9	-18.4	-11.9	-12.3	-6.8	-20.9	-0.6	-31.0	-35.6	-36.1	-36.9
210	Pembuatan produk farmaseutikal, kimia perubatan dan botani	2.3	3.0	1.6	0.5	0.3	3.0	2.0	2.3	0.9	2.7	1.9	1.4	1.6	0.6
21001	Pembuatan bahan aktif ubat-ubatan untuk digunakan oleh bidang farmakologi dalam pembuatan ubat-ubatan	1.1	4.0	-0.03	-1.4	0.2	4.0	3.1	4.0	0.3	3.7	1.0	0.6	-0.03	-2.5
	Industri lain	5.4	0.6	5.4	5.0	0.4	0.6	-0.4	-1.4	2.2	0.4	3.8	3.5	5.4	8.6
221	Pembuatan produk getah	-4.0	-2.4	-5.0	-3.5	-2.5	-2.4	-3.1	-3.9	-2.9	-6.3	-3.6	-4.1	-5.0	-5.2
22111	Pembuatan tayar getah untuk kenderaan	2.6	-3.7	0.3	-4.5	-2.2	-3.7	-3.8	-8.5	-2.2	-5.0	2.8	1.1	0.3	-5.1
22112	Pembuatan bunga tayar yang boleh ditukar ganti dan tayar celup	12.0	-3.7	9.7	9.2	2.2	-3.7	-2.6	-2.2	4.6	-1.6	12.0	9.5	9.7	9.6
22191 &	Pembuatan produk lain daripada getah asli atau sintetik, tidak divulkan, divulkan atau dikeraskan	4.4	-5.3	1.2	0.1	-4.4	-5.3	-8.4	-10.3	-4.7	-12.8	3.8	1.4	1.2	0.2
22193	Pengilangan semula getah dan prosesan susu getah														
22192	Pembuatan sarung tangan getah	-9.0	-2.4	-8.5	-5.9	-2.7	-2.4	-2.5	-3.3	-3.4	-9.0	-7.6	-6.9	-8.5	-8.7
22199	Pembuatan produk getah lain yang t.t.t.l.	-1.5	-0.4	-4.3	-2.1	-1.7	-0.4	-1.0	0.1	-1.8	1.5	-2.7	-4.1	-4.3	-3.2
222	Pembuatan produk plastik	3.3	2.2	2.6	3.1	2.6	2.2	2.1	1.0	2.7	2.2	3.3	2.5	2.6	3.1
22201 &	Pembuatan produk plastik separa siap	1.6	1.5	1.2	0.3	1.4	1.5	2.9	0.6	1.2	-0.4	1.5	1.6	1.2	0.5
22202	Pembuatan produk plastik siap														
22203	Pembuatan artikel plastik untuk pembungkusan barangan	5.8	2.0	4.7	4.0	2.3	2.0	1.4	1.7	2.2	1.9	6.1	4.6	4.7	4.8
22204	Pembuatan barangan plastik jurubina	0.3	5.4	0.01	1.7	2.1	5.4	3.1	1.7	1.4	1.0	0.7	-0.4	0.01	1.7
22205	Pembuatan pinggan mangkuk, peralatan dapur dan barangan tandas daripada plastik	0.7	0.9	-0.2	0.7	-1.6	0.9	-3.7	-5.5	-1.5	-5.8	1.3	-0.2	-0.2	0.8
22209	Pembuatan pelbagai produk plastik t.t.t.l.	3.0	3.0	2.4	5.0	4.9	3.0	3.6	2.4	5.5	6.6	2.6	2.2	2.4	4.0
231 (23101 & 23102 & 23109)	Pembuatan kaca dan produk kaca	-1.0	5.1	0.3	5.9	6.8	5.1	1.8	-4.8	7.0	-3.5	-1.0	-0.6	0.3	1.2

2025															Group Description/Period	
Mei	Jun	Jul.	Ogo.	Sep.	Okt.	Nov.	Dis.	Jan.	Feb.	Mac	Apr.	Mei	Jun	Jul.		Ogo.
1.1	2.5	2.9	0.8	1.0	0.8	1.0	0.4	-0.1	-0.3	0.5	0.1	-0.7	-0.9	-0.5	0.2	Manufacture of products of wood, cork, straw and plaiting materials
1.7	4.3	4.0	3.8	3.6	3.0	3.5	2.7	2.6	2.6	4.3	3.9	3.3	2.2	2.8	2.3	Manufacture of veneer sheets and plywood
11.6	11.5	10.5	-3.3	1.7	2.6	2.6	3.1	3.0	0.3	0.8	0.7	-3.7	-3.3	-3.0	-2.3	Manufacture of particle board and fibreboard
-11.0	-11.3	-9.5	-10.3	-9.0	-10.1	-10.1	-11.8	-11.2	-10.7	-10.8	-10.9	-11.0	-10.1	-10.8	-4.5	Manufacture of builders' carpentry
4.1	4.1	5.8	2.7	0.5	1.1	0.6	0.9	-1.2	-1.3	-1.9	-3.2	-3.4	-1.8	-1.5	-1.5	Other industry
0.5	0.7	1.2	0.8	0.5	0.6	0.7	0.6	0.3	0.6	0.3	0.5	0.3	0.1	0.6	0.4	Manufacture of paper and paper products
3.5	3.3	3.9	4.9	5.6	6.5	6.2	5.9	6.3	8.9	9.0	9.3	9.2	8.8	7.8	8.2	Manufacture of pulp, paper and paperboard
-2.6	-2.6	-2.6	-1.3	-1.6	-1.5	-1.7	-1.9	-1.5	-1.6	-1.8	-1.9	-3.1	-3.4	-2.3	-2.9	Manufacture of corrugated paper and paperboard and of containers of paper and paperboard
-5.4	-5.3	-5.2	-4.5	-5.6	-5.4	-3.7	-2.6	-2.6	-3.1	-0.5	1.4	-0.2	-0.9	-0.5	-1.5	Manufacture of envelopes and letter-card
2.0	3.5	3.4	-2.9	-2.4	-2.4	-2.5	-2.3	-3.4	-4.1	-4.0	-3.8	0.3	0.4	3.4	4.1	Manufacture of household and personal hygiene paper
0.6	0.8	1.8	1.2	1.0	-0.1	-0.4	1.0	0.3	1.0	0.9	0.4	-1.2	-2.2	-3.4	-4.2	Manufacture of gummed or adhesive paper in strips or rolls and labels and wall paper
8.1	7.2	9.8	11.4	7.9	8.7	11.1	8.2	6.1	5.6	2.5	3.4	2.3	3.1	1.2	1.3	Other industry
-3.3	-1.3	-1.2	0.2	0.1	1.0	1.3	0.8	0.6	0.7	0.6	1.3	1.6	1.3	1.0	1.4	Printing, service activities related to printing and reproduction of recorded media
-4.5	-2.4	-2.3	-0.2	-0.1	1.1	1.4	0.6	0.7	1.0	0.9	1.8	2.1	2.3	1.7	1.3	Printing
2.2	3.5	3.8	1.9	1.4	0.7	1.3	1.7	0.05	-0.7	-0.8	-0.9	-1.0	-2.9	-2.2	2.0	Service activities related to printing
																Reproduction of recorded media
0.7	1.0	1.1	0.6	0.5	0.7	0.9	0.4	2.0	1.9	1.0	1.7	1.5	2.0	2.4	2.7	Manufacture of refined petroleum products
1.8	0.9	4.7	4.6	4.4	4.2	4.9	5.3	4.5	5.0	4.4	3.8	3.9	3.7	2.9	1.6	Manufacture of basic chemicals, fertilizer and nitrogen compounds, plastics and synthetic rubber in primary forms
11.8	12.7	13.5	13.6	13.8	12.1	14.9	14.9	11.2	10.4	5.4	4.5	3.0	1.7	-2.0	-2.5	Manufacture of liquefied or compressed inorganic industrial or medical gases
0.6	-0.9	4.0	4.1	3.7	3.8	4.5	4.9	4.5	6.0	5.0	4.8	4.3	4.5	3.9	2.6	Manufacture of basic organic chemicals
																Manufacture of inorganic compounds
																Manufacture of fertilizers
-8.0	-8.2	-0.9	-1.1	-1.3	-1.6	-1.6	-1.6	-2.7	-2.7	-0.5	-1.9	0.4	0.2	-0.4	-0.7	Manufacture of associated nitrogen products
4.4	3.0	3.4	3.2	3.5	3.3	3.5	4.0	4.8	4.7	5.0	4.8	5.1	5.1	5.0	3.0	Manufacture of plastics in primary forms
4.3	4.8	10.2	8.3	6.8	7.3	7.6	9.2	6.6	7.4	8.2	6.3	6.6	6.3	6.5	4.5	Other industry
-0.8	-0.2	-2.6	-2.3	-3.0	-3.4	-3.9	-3.0	-2.9	-2.6	-2.8	-2.6	-3.4	-3.6	-2.0	-1.2	Manufacture of other chemical products and man-made fibres
11.1	13.0	12.7	12.9	13.2	10.6	10.7	11.0	8.6	8.8	8.9	8.3	6.6	6.1	5.7	6.2	Manufacture of pesticides and other agrochemical products
0.4	0.6	0.03	0.03	0.1	-1.1	-0.9	-0.2	-4.1	-3.9	-4.7	-5.5	-6.5	-7.0	-5.8	-5.2	Manufacture of paints, varnishes and similar coatings ink and mastics
1.8	1.9	-6.1	-4.8	-3.1	-3.7	-4.0	-4.1	-4.1	-4.2	-4.2	-4.9	-3.9	-4.1	3.1	2.7	Manufacture of printing ink
0.1	1.0	-2.0	-1.8	-3.2	-3.8	-4.2	-4.3	-0.9	0.1	0.05	1.3	-0.3	-0.2	2.0	1.9	Manufacture of soap and detergents, cleaning and polishing preparations
																Manufacture of perfumes and toilet preparations
																Manufacture of photographic plates, films, sensitized paper and other sensitized unexposed materials
-5.7	-5.5	-6.7	-7.2	-9.0	-8.1	-9.2	-6.5	-7.7	-7.8	-8.0	-8.2	-8.4	-8.7	-9.0	-6.6	Manufacture of writing and drawing ink
																Manufacture of other chemical products n.e.c.
-37.1	-36.9	-37.1	-20.9	-18.4	-11.4	-12.8	-11.9	-11.4	-12.4	-12.3	-9.9	-9.7	-6.8	-7.0	-0.6	Other industry
0.3	0.5	0.4	0.9	0.3	0.4	2.6	3.0	2.9	2.4	2.0	2.3	2.5	2.3	2.4	2.7	Manufacture of pharmaceuticals, medicinal chemical and botanical products
-2.3	-1.4	-0.8	0.3	0.2	0.1	3.8	4.0	3.7	2.8	3.1	3.9	4.7	4.0	3.9	3.7	Manufacture of medicinal active substances to be used for their pharmacological properties in the manufacture of medicaments
6.6	5.0	3.1	2.2	0.4	1.1	-0.3	0.6	1.3	1.5	-0.4	-1.4	-2.4	-1.4	-1.2	0.4	Other industry
-4.1	-3.5	-3.4	-2.9	-2.5	-2.4	-2.5	-2.4	-2.5	-2.8	-3.1	-3.2	-3.7	-3.9	-3.7	-6.3	Manufacture of rubber products
-5.4	-4.5	-11.6	-2.2	-2.2	-2.2	-3.2	-3.7	-4.8	-3.7	-3.8	-5.6	-8.4	-8.5	-5.2	-5.0	Manufacture of rubber tyres for vehicles
10.4	9.2	9.3	4.6	2.2	2.1	-7.3	-3.7	-2.8	-2.9	-2.6	-3.9	-4.5	-2.2	-1.2	-1.6	Manufacture of interchangeable tyre treads and retreading rubber tyres
-0.5	0.1	-3.9	-4.7	-4.4	-4.4	-4.6	-5.3	-7.5	-8.4	-8.4	-9.9	-10.0	-10.3	-10.8	-12.8	Manufacture of other products of natural or synthetic rubber, unvulcanized, vulcanized or hardened
																Rubber remilling and latex processing
-7.4	-5.9	-4.0	-3.4	-2.7	-2.8	-2.3	-2.4	-1.8	-2.2	-2.5	-1.7	-1.9	-3.3	-3.6	-9.0	Manufacture of rubber gloves
-1.2	-2.1	-1.0	-1.8	-1.7	-1.1	-1.0	-0.4	-0.2	-0.5	-1.0	-1.1	-2.0	0.1	0.8	1.5	Manufacture of other rubber products n.e.c.
3.4	3.1	3.1	2.7	2.6	2.8	2.9	2.2	2.0	2.2	2.1	1.9	1.2	1.0	0.8	2.2	Manufacture of plastics products
1.0	0.3	0.7	1.2	1.4	1.2	2.1	1.5	2.0	1.9	2.9	1.9	0.8	0.6	0.5	-0.4	Manufacture of semi-manufactures of plastic products
																Manufacture of finished plastic products
4.7	4.0	1.9	2.2	2.3	3.0	2.8	2.0	1.2	1.4	1.4	2.0	2.1	1.7	1.3	1.9	Manufacture of plastic articles for the packing of goods
1.6	1.7	1.1	1.4	2.1	2.3	4.9	5.4	2.2	3.4	3.1	2.8	2.0	1.7	1.4	1.0	Manufacture of builders' plastics ware
0.1	0.7	4.9	-1.5	-1.6	0.6	1.0	0.9	-2.3	-2.5	-3.7	-3.6	-5.4	-5.5	-5.9	-5.8	Manufacture of plastic tableware, kitchenware and toilet articles
4.8	5.0	5.5	5.5	4.9	4.4	4.0	3.0	3.9	4.3	3.6	3.2	2.3	2.4	2.2	6.6	Manufacture of diverse plastic products n.e.c.
4.4	5.9	7.4	7.0	6.8	6.6	5.5	5.1	3.8	2.5	1.8	1.3	-3.3	-4.8	-0.9	-3.5	Manufacture of glass and glass products

Jadual Table **1.5b** : Bilangan Pekerja Bergaji Sektor Pembuatan Mengikut Kumpulan: Perubahan Peratusan Tahunan
 : Number of Paid Employees of Manufacturing Sector by Group: Annual Percentage Change

Kod Kumpulan Group code	Keterangan Kumpulan/Tempoh	2023		2024				2025		2024	2025	2024			
		2023	2024	Q1	Q2	Q3	Q4	Q1	Q2	(Jan. - Ogo.)	(Jan. - Ogo.)	Jan.	Feb.	Mac	Apr.
		239	Pembuatan pengeluaran galian bukan logam t.t.t.l.	2.5	-1.0	0.1	-1.4	-1.3	-1.0	3.0	3.4	-1.1	1.7	-0.5	0.2
23911	Pembuatan mortar refraktori dan konkrit &	-8.1	-6.1	-9.3	-11.9	-11.4	-6.1	0.9	1.4	-13.1	0.01	-8.6	-8.8	-9.3	-9.4
23921	Pembuatan seramik bukan refraktori														
23930	Pembuatan produk porselin dan seramik lain	-14.9	-7.3	-1.5	-5.0	-4.2	-7.3	-5.1	-6.3	-3.8	-12.6	-16.5	-3.0	-1.5	-1.7
23941	Pembuatan simen hidraulik	1.0	1.1	0.02	-0.1	4.4	1.1	5.9	5.2	6.3	0.3	0.4	0.1	0.02	0.4
23951	Pembuatan konkrit dan mortar siap bancuh dan banchuan kering	1.5	0.7	2.2	3.3	0.1	0.7	2.4	2.6	1.9	5.4	0.7	0.3	2.2	2.3
23952	Pembuatan konkrit pratuangan, simen atau artikel batu buatan yang digunakan dalam pembinaan;														
23953	& Pembuatan komponen struktur pasang siap untuk bangunan atau kejuruteraan awam dari simen, batu atau konkrit buatan	4.1	-4.8	-4.8	-6.6	-6.1	-4.8	2.5	3.3	-6.6	2.8	-3.9	-3.8	-4.8	-4.1
23959	Pembuatan artikel konkrit, simen dan plaster lain t.t.t.l.														
23990	Pembuatan produk mineral bukan logam lain t.t.t.l. Industri lain	12.4	9.9	13.6	9.3	13.8	9.9	9.9	13.1	15.0	3.4	15.0	14.0	13.6	12.1
		14.8	4.1	13.3	11.8	5.2	4.1	1.7	0.04	5.4	-0.4	13.3	13.4	13.3	13.7
241															
(24101 & 24102 & 24103 & 24104 & 24109)	Pembuatan besi dan keluli asas	5.3	3.4	7.0	5.9	5.1	3.4	2.1	1.2	5.0	0.8	5.4	7.5	7.0	6.8
242															
(24201 & 24202 & 24209)	Pembuatan logam asas berharga dan logam bukan ferus lain	-5.9	-3.3	-7.1	-5.0	-4.1	-3.3	-2.8	-2.7	-4.3	-2.5	-5.3	-8.1	-7.1	-6.9
243	Pengacuan logam	1.6	2.6	-0.7	-0.6	0.2	2.6	3.1	5.9	-0.4	8.6	0.7	-0.7	-0.7	1.7
251 & 252	Pembuatan produk struktur logam, tangki, takungan, penjana wap, senjata dan peluru	1.4	2.4	1.7	4.4	3.7	2.4	4.1	4.6	4.1	5.4	2.0	1.2	1.7	3.1
25113	Pembuatan pintu, tingkap dan bingkai, penutup tingkap dan pintu pagar daripada logam	4.6	5.1	5.2	8.6	5.9	5.1	8.2	8.5	6.0	7.6	5.0	4.2	5.2	6.7
25119	Pembuatan produk struktur logam lain														
25120	Pembuatan tangki, takungan dan kontena daripada logam Industri lain	-8.3	-5.1	-7.5	-4.4	-3.0	-5.1	-6.6	-5.4	-3.5	4.2	-6.5	-6.9	-7.5	-4.7
		-0.7	-2.0	-2.2	-3.2	1.7	-2.0	-3.1	-2.9	3.7	-4.4	-0.9	-1.9	-2.2	-3.7
259	Pembuatan lain-lain produk yang direka daripada logam; aktiviti perkhidmatan kerja logam	5.4	2.2	4.6	5.0	3.1	2.2	0.2	0.0	4.9	0.6	5.4	4.3	4.6	5.3
25910	Tempaan, tekanan, hentakan dan bentuk gelekkan logam; serbuk metalurgi	-0.3	3.5	-0.8	2.0	2.6	3.5	3.9	5.6	2.4	4.7	-1.1	-1.7	-0.8	1.9
25920	Rawatan dan penyalutan logam; menggunakan mesin	-9.7	-14.1	-11.4	-13.4	-14.0	-14.1	-19.1	-17.6	-13.8	-18.3	-9.0	-11.8	-11.4	-11.4
25991	Pembuatan tin untuk produk makanan dan minuman, tiub dan kotak boleh dilipat	6.1	13.2	8.2	11.1	11.0	13.2	10.4	10.1	12.0	11.5	7.5	5.5	8.2	12.1
25992	Pembuatan kabel, plaited bands (jalur/pita berpintal) dan artikel seumpamanya daripada logam	8.3	-0.03	9.7	8.2	4.9	0.0	-2.7	-2.5	8.5	-2.6	9.4	8.4	9.7	8.7
25993	Pembuatan bolt, skru, nat dan produk uliran seumpamanya														
25994	Pembuatan barangan rumah daripada logam	14.1	2.9	5.5	-1.3	-1.1	2.9	2.0	8.4	-1.3	8.0	11.6	11.8	5.5	3.1
25999	Pembuatan produk lain yang direka daripada logam t.t.t.l. Industri lain	7.9	6.1	7.3	8.0	7.2	6.1	4.8	2.3	8.9	4.4	7.8	5.9	7.3	7.8
		21.8	3.6	17.8	17.4	4.9	3.6	1.2	-2.9	10.1	-3.9	20.9	21.6	17.8	16.0
261	Pembuatan komponen dan papan elektronik	1.9	-2.2	-2.5	-2.9	-3.3	-2.2	-0.9	-0.8	-5.4	-0.2	1.2	-1.6	-2.5	-3.1
26101	Pembuatan diod, transistor dan alatan semikonduktor yang seumpamanya	0.9	-1.9	-2.2	-2.4	-3.1	-1.9	-1.8	-1.3	-7.2	-0.8	1.1	-1.5	-2.2	-4.3
26102	Pembuatan litar elektronik bersepadu dengan pemasangan mikro														
26103	Pembuatan kapasitor dan perintang elektrik														
26104	& Pembuatan papan litar bercetak	3.0	-2.5	-3.7	-3.7	-3.6	-2.5	0.1	-0.2	-3.4	0.8	1.1	-2.5	-3.7	-2.3
26105	& Pembuatan komponen paparan														
26109	Pembuatan komponen lain untuk aplikasi elektronik	3.0	-3.0	2.7	-2.1	-3.4	-3.0	0.0	-1.3	-2.1	-2.3	3.4	3.5	2.7	2.4
262															
(26201 & 26202)	Pembuatan komputer dan kelengkapan peranti	-3.2	6.9	1.7	3.5	5.6	6.9	6.7	5.1	7.5	4.6	1.2	1.3	1.7	1.9
263/ 26300	Pembuatan peralatan komunikasi	0.3	4.3	0.6	0.4	5.0	4.3	6.3	6.7	5.8	3.7	0.2	0.3	0.6	0.8
264/ 26400	Pembuatan peralatan elektronik pengguna	3.4	4.7	4.4	4.6	-0.1	4.7	2.9	4.7	-0.4	2.2	3.6	4.0	4.4	4.5
265	Pembuatan kelengkapan mengukur, menguji, memandu arah dan kawalan; jam tangan dan jam	-0.1	4.7	-0.4	3.7	4.3	4.7	2.6	1.3	3.6	1.8	0.2	-0.7	-0.4	-0.1
26511	Pembuatan kelengkapan mengukur, menguji, memandu arah dan kawalan	0.2	4.9	-0.4	3.0	3.9	4.9	4.0	2.9	2.8	3.1	0.3	-0.6	-0.4	-0.02
26512	Pembuatan kelengkapan kawalan proses perindustrian														
26520	Pembuatan jam tangan dan jam dan bahagiannya	-1.1	4.2	-0.5	6.1	6.0	4.2	-1.9	-4.4	6.4	-2.9	-0.04	-0.8	-0.5	-0.5
266/ 26600	Pembuatan peralatan penyinaran, perubahan elektro dan elektroterapeutik	-3.1	0.6	-6.3	-6.5	-1.7	0.6	1.4	0.6	-1.8	3.4	-6.6	-5.9	-6.3	-6.2

2025																Group Description/Period
Mei	Jun	Jul.	Ogo.	Sep.	Okt.	Nov.	Dis.	Jan.	Feb.	Mac	Apr.	Mei	Jun	Jul.	Ogo.	
-0.8	-1.4	-1.3	-1.1	-1.3	-0.6	-1.1	-1.0	1.9	2.4	3.0	3.3	3.3	3.4	1.5	1.7	Manufacture of non-metallic mineral products
																<i>Manufacture of refractory mortars and concretes</i>
-11.2	-11.9	-10.5	-13.1	-11.4	-6.4	-6.1	-6.1	-1.8	-0.4	0.9	1.3	1.1	1.4	0.2	0.01	<i>Manufacture of non-refractory ceramic</i>
-5.3	-5.0	-4.2	-3.8	-4.2	-4.8	-7.1	-7.3	-6.2	-3.3	-5.1	-4.5	-4.9	-6.3	-8.6	-12.6	<i>Manufacture of other porcelain and ceramic products</i>
-0.02	-0.1	1.0	6.3	4.4	5.3	0.7	1.1	1.4	1.4	5.9	5.6	5.6	5.2	0.01	0.3	<i>Manufacture of hydraulic cement</i>
2.2	3.3	2.1	1.9	0.1	1.7	-0.4	0.7	2.6	2.5	2.4	3.9	2.9	2.6	3.7	5.4	<i>Manufacture of ready-mix and dry-mix concrete and mortars</i>
																<i>Manufacture of precast concrete, cement or artificial stone articles for use in construction</i>
-6.0	-6.6	-6.9	-6.6	-6.1	-5.6	-5.0	-4.8	1.9	2.7	2.5	2.9	3.5	3.3	1.8	2.8	<i>Manufacture of prefabricated structural components for building or civil engineering of cement, concrete or artificial stone</i>
																<i>Manufacture of other articles of concrete, cement and plaster n.e.c.</i>
12.9	9.3	9.5	15.0	13.8	9.9	10.0	9.9	8.8	8.4	9.9	9.7	10.0	13.1	6.9	3.4	<i>Manufacture of other non-metallic mineral products n.e.c.</i>
13.3	11.8	12.0	5.4	5.2	5.6	6.0	4.1	0.9	1.6	1.7	0.7	0.4	0.04	-2.1	-0.4	<i>Other industry</i>
5.9	5.9	5.8	5.0	5.1	3.8	3.4	3.4	2.9	3.2	2.1	1.9	1.0	1.2	1.8	0.8	Manufacture of basic iron and steel
-6.9	-5.0	-6.2	-4.3	-4.1	-4.8	-3.5	-3.3	-3.8	-2.7	-2.8	-2.0	-2.3	-2.7	-2.1	-2.5	Manufacture of basic precious and other non-ferrous metals
2.4	-0.6	3.6	-0.4	0.2	0.5	2.7	2.6	3.0	1.3	3.1	3.1	4.0	5.9	6.4	8.6	Casting of metals
1.5	4.4	4.5	4.1	3.7	4.0	2.4	2.4	3.1	2.7	4.1	4.5	4.7	4.6	4.4	5.4	Manufacture of structural metal products, tanks, reservoirs, steam generators, weapons and ammunition
																<i>Manufacture of metal doors, windows and their frames, shutters and gates</i>
4.4	8.6	7.7	6.0	5.9	7.1	5.4	5.1	6.1	5.6	8.2	7.7	8.6	8.5	8.4	7.6	<i>Manufacture of other structural metal products</i>
-5.0	-4.4	-3.4	-3.5	-3.0	-3.7	-5.7	-5.1	-5.7	-5.9	-6.6	-4.1	-5.2	-5.4	-6.2	4.2	<i>Manufacture of tanks, reservoirs and containers of metal</i>
-3.6	-3.2	-0.2	3.7	1.7	-1.2	-1.9	-2.0	-0.9	-1.0	-3.1	-0.8	-2.2	-2.9	-2.6	-4.4	<i>Other industry</i>
5.4	5.0	4.6	4.9	3.1	2.3	2.4	2.2	1.1	1.4	0.2	0.7	0.3	0.0	0.6	0.6	Manufacture of other fabricated metal products; metal working service activities
																<i>Forging, pressing, stamping and roll-forming of metal; powder metallurgy</i>
-12.2	-13.4	-13.7	-13.8	-14.0	-16.0	-15.2	-14.1	-16.0	-15.9	-19.1	-19.3	-19.8	-17.6	-17.9	-18.3	<i>Treatment and coating of metals; machining</i>
12.4	11.1	11.4	12.0	11.0	12.2	12.8	13.2	9.0	11.2	10.4	11.0	10.2	10.1	10.6	11.5	<i>Manufacture of tins and cans for food products, collapsible tubes and boxes</i>
																<i>Manufacture of metal cable, plaited bands and similar articles</i>
8.6	8.2	4.4	8.5	4.9	3.9	4.4	-0.03	-2.2	-2.6	-2.7	-2.9	-3.2	-2.5	-2.6	-2.6	<i>Manufacture of bolts, screws, nuts and similar threaded products</i>
3.7	-1.3	-1.8	-1.3	-1.1	-1.1	2.8	2.9	2.6	2.2	2.0	4.1	1.9	8.4	8.7	8.0	<i>Manufacture of metal household articles</i>
8.1	8.0	8.7	8.9	7.2	5.8	5.9	6.1	4.6	4.6	4.8	5.0	4.6	2.3	4.7	4.4	<i>Manufacture of any other fabricated metal products n.e.c.</i>
16.1	17.4	18.8	10.1	4.9	5.4	3.3	3.6	3.2	-0.1	1.2	1.2	0.2	-2.9	-3.1	-3.9	<i>Other industry</i>
-3.1	-2.9	-3.7	-5.4	-3.3	-2.6	-2.2	-2.2	-2.7	-1.8	-0.9	-0.7	-0.7	-0.8	0.1	-0.2	Manufacture of electronic components and boards
																<i>Manufacture of diodes, transistors and similar semiconductor devices</i>
-2.9	-2.4	-4.2	-7.2	-3.1	-2.6	-2.5	-1.9	-2.9	-3.0	-1.8	-1.8	-1.9	-1.3	-0.9	-0.8	<i>Manufacture of electronic integrated circuits micro assemblies</i>
																<i>Manufacture of electrical capacitors and resistors</i>
-3.5	-3.7	-3.6	-3.4	-3.6	-2.4	-1.6	-2.5	-2.5	0.01	0.1	0.6	0.7	-0.2	1.6	0.8	<i>Manufacture of printed circuit boards</i>
																<i>Manufacture of display components</i>
-2.1	-2.1	-1.1	-2.1	-3.4	-3.1	-2.7	-3.0	-2.1	-2.1	0.03	0.5	0.0	-1.3	-1.7	-2.3	<i>Manufacture of other components for electronic applications</i>
2.2	3.5	3.6	7.5	5.6	6.7	6.5	6.9	6.4	6.1	6.7	6.5	6.7	5.1	4.7	4.6	Manufacture of computers and peripheral equipment
1.0	0.4	5.8	5.8	5.0	4.3	4.9	4.3	5.7	6.1	6.3	5.9	5.1	6.7	8.3	3.7	Manufacture of communication equipment
5.0	4.6	6.2	-0.4	-0.1	1.1	7.8	4.7	5.0	4.7	2.9	2.6	2.9	4.7	2.8	2.2	Manufacture of consumer electronics
0.8	3.7	2.6	3.6	4.3	5.7	5.2	4.7	3.2	3.1	2.6	3.2	1.4	1.3	2.2	1.8	Manufacture of measuring, testing, navigating and control equipment; watches and clocks
																<i>Manufacture of measuring, testing, navigating and control equipment</i>
0.3	3.0	1.6	2.8	3.9	5.8	5.3	4.9	3.7	3.6	4.0	5.0	3.1	2.9	3.8	3.1	<i>Manufacture of industrial process control equipment</i>
2.7	6.1	6.4	6.4	6.0	5.2	4.6	4.2	1.6	1.1	-1.9	-2.9	-4.6	-4.4	-3.4	-2.9	<i>Manufacture of watches and clocks and parts</i>
-6.6	-6.5	-2.3	-1.8	-1.7	-0.4	0.2	0.6	1.9	2.4	1.4	1.3	0.7	0.6	3.1	3.4	Manufacture of irradiation, electromedical and electrotherapeutic equipment

Jadual Table **1.5b** : Bilangan Pekerja Bergaji Sektor Pembuatan Mengikut Kumpulan: Perubahan Peratusan Tahunan
 : Number of Paid Employees of Manufacturing Sector by Group: Annual Percentage Change

Kod Kumpulan Group code	Keterangan Kumpulan/Tempoh	2023		2024				2025		2024				2025			
		2023	2024	Q1	Q2	Q3	Q4	Q1	Q2	(Jan. - Ogo.)	(Jan. - Ogo.)	Jan.	Feb.	Mac	Apr.		
267 (26701 & 26702) & 268 (26800)	Pembuatan peralatan optikal, kelengkapan fotografi, media magnetik dan optikal	1.7	-7.1	-2.1	-1.9	-10.7	-7.1	-4.5	-2.1	-10.4	1.4	-5.7	-4.0	-2.1	0.7		
271	Pembuatan motor elektrik, penjana, transformer dan perkakasan pengagihan dan pengawalan elektrik	-1.6	1.3	-3.5	-1.3	-0.2	1.3	2.9	2.3	0.1	1.4	-2.0	-3.1	-3.5	-1.6		
27101	Pembuatan motor elektrik, penjana dan transformer	0.7	1.0	-0.5	3.9	2.7	1.0	1.3	0.6	3.6	-3.9	-1.6	-1.1	-0.5	2.8		
27102	Pembuatan perkakasan pengagihan dan pengawalan elektrik	-3.2	1.6	-5.7	-5.0	-2.4	1.6	4.0	3.7	-2.6	5.5	-2.2	-4.6	-5.7	-4.7		
272/ 27200	Pembuatan bateri dan akumulator	-0.2	-4.0	1.8	1.2	-5.2	-4.0	-8.4	-10.0	-0.6	-12.8	-0.1	1.9	1.8	2.6		
273	Pembuatan pendawaian dan peranti pendawaian	-2.3	4.2	-1.3	0.8	0.2	4.2	4.3	4.3	0.7	3.8	0.1	-2.0	-1.3	-1.8		
27310	Pembuatan kabel gantian optikal	4.6	6.2	2.0	5.0	3.9	6.2	7.5	6.3	4.5	6.6	3.6	2.6	2.0	2.9		
27320	Pembuatan wayar dan kabel elektronik dan elektrik lain	-3.9	4.4	-2.1	0.2	-0.1	4.4	4.3	4.5	0.1	3.5	-0.8	-3.1	-2.1	-2.5		
27330	Pembuatan alatan pendawaian pembawa dan bukan pembawa arus untuk litar elektrik (tanpa mengira jenis bahan)	19.5	0.6	7.7	6.7	2.6	0.6	1.8	-0.4	6.9	4.9	11.7	11.3	7.7	5.4		
274/ 27400	Pembuatan kelengkapan pencahayaan elektrik	7.6	4.6	10.6	12.9	4.4	4.6	-4.5	-4.1	5.6	-4.9	10.4	10.0	10.6	10.6		
275/ 27500	Pembuatan perkakasan domestik	-0.5	-7.0	-0.8	-3.6	-7.5	-7.0	-9.0	-8.2	-7.1	-8.2	-0.3	-1.6	-0.8	0.1		
279/ 27900	Pembuatan kelengkapan elektrik lain	-1.4	2.7	-3.1	-1.8	-0.4	2.7	3.5	4.6	-2.8	1.1	-2.2	-2.8	-3.1	-2.2		
281 & 282	Pembuatan jentera kegunaan umum dan kegunaan khas	-2.4	1.4	-2.2	-2.3	0.2	1.4	1.2	1.1	0.1	1.0	-2.3	-2.1	-2.2	-2.4		
28120	Pembuatan alat-alat kuasa bendalir																
& 28130	Pembuatan pam, pemampat, kepala paip dan injap lain	-15.9	-14.8	-24.7	-26.4	-20.6	-14.8	-10.3	-6.2	-19.8	-8.2	-24.1	-24.9	-24.7	-24.1		
28180	Pembuatan alatan tangan yang menggunakan kuasa dilengkapkan dengan motor elektrik atau bukan motor elektrik atau pneumatik	3.0	1.1	0.2	1.6	0.3	1.1	0.5	-3.7	2.1	-4.6	4.4	5.7	0.2	0.3		
& 28220	Pembuatan jentera pembentukan logam dan alatan mesin																
28192	Pembuatan mesin penyaman udara, termasuk untuk kenderaan bermotor	-12.5	-1.8	-12.7	-12.4	-4.7	-1.8	-2.0	-4.7	-4.9	-2.5	-13.0	-14.0	-12.7	-10.0		
28290	Pembuatan lain-lain mesin bertujuan khas t.t.t.l. Industri lain	-9.4	3.4	-10.4	-12.0	1.7	3.4	4.1	4.0	-2.5	7.1	-10.1	-10.9	-10.4	-12.0		
		0.8	3.9	4.5	3.9	4.0	3.9	3.0	4.8	3.6	4.3	2.1	2.3	4.5	3.6		
291 (29101 & 29102)	Pembuatan kenderaan bermotor	1.3	-1.7	0.8	-0.7	-2.0	-1.7	-1.5	-2.8	-0.7	-4.2	1.8	3.8	0.8	1.0		
292/ 29200	Pembuatan kerangka (coachwork) untuk kenderaan bermotor; pembuatan treler dan semi treler	18.8	4.6	10.8	7.4	6.4	4.6	6.1	7.5	7.1	6.5	16.2	10.3	10.8	10.1		
293/ 29300	Pembuatan alat ganti dan aksesori untuk kenderaan bermotor	-1.7	0.4	-5.6	-0.5	0.3	0.4	-0.4	2.6	0.5	2.7	-1.1	-2.8	-5.6	0.9		
301 (30110 & 30120)	Pembinaan kapal dan bot	9.5	-1.4	6.7	3.7	-1.8	-1.4	-3.4	-1.8	-0.6	-2.8	7.3	6.9	6.7	6.6		
302, 303, 304 & 309	Pembuatan lokomotif keretapi, rolling stock, kapal angkasa dan udara, jentera berkaitan, kenderaan tempur ketenteraan, dan kelengkapan pengangkutan t.t.t.l.	-1.5	3.1	-2.0	1.0	4.0	3.1	2.9	1.7	2.2	2.9	-2.0	-2.4	-2.0	-0.6		
30910	Pembuatan motosikal	10.0	7.3	5.4	9.6	6.5	7.3	7.9	9.1	6.0	10.7	6.5	5.1	5.4	8.6		
30920	Pembuatan basikal dan invalid carriages Industri lain	-54.4	8.1	-54.2	-47.0	-4.3	8.1	9.2	2.9	-15.3	-1.0	-53.9	-53.9	-54.2	-54.0		
		1.9	-1.3	3.3	4.1	2.7	-1.3	-2.2	-4.8	1.4	-3.7	2.8	3.0	3.3	3.5		
310	Pembuatan perabot	6.1	1.8	5.1	3.4	2.3	1.8	0.7	1.7	2.9	1.4	4.6	5.0	5.1	5.7		
31001	Pembuatan perabot kayu dan rotan Industri lain	6.2	2.3	4.9	3.0	1.6	2.3	1.1	1.9	1.8	1.0	4.2	4.8	4.9	5.3		
		5.7	0.2	6.0	4.9	4.6	0.2	-0.5	1.1	6.9	2.7	5.8	5.7	6.0	6.9		
321 (32110 & 32120)	Pembuatan barang kemas, bijouterie dan artikel berkaitan	1.6	-15.0	-6.2	-6.1	-7.8	-15.0	-12.6	-15.3	-4.7	-15.0	-4.8	-9.3	-6.2	-6.6		
322, 325 & 329	Pembuatan instrumen muzik, peralatan dan bekalan perubatan dan pergigian dan pembuatan lain t.t.t.l.	3.5	3.8	4.0	3.9	2.8	3.8	5.7	5.1	2.5	3.6	3.3	4.4	4.0	4.4		
32901	Pembuatan alat tulis Industri lain	-1.5	1.4	-1.0	-1.8	-0.7	1.4	3.7	8.8	-0.8	3.2	-3.8	-1.1	-1.0	-0.4		
		5.0	4.4	5.5	5.5	3.8	4.4	6.3	4.1	3.4	3.7	5.4	6.0	5.5	5.7		
323/ 32300	Pembuatan barangan sukan	-22.6	-8.4	-9.1	-7.8	-7.9	-8.4	-12.1	-12.3	-7.9	4.3	-18.5	-15.1	-9.1	-6.7		
324/ 32400	Pembuatan permainan dan mainan	-4.8	-0.02	-1.7	-0.5	-2.1	-0.02	0.2	-1.6	-0.4	0.3	-3.8	-3.1	-1.7	-1.8		
331 & 332	Pembaikan pemasangan produk logam, jentera, kelengkapan dan pemasangan jentera perindustrian dan kelengkapan	3.6	0.2	1.9	0.4	0.2	0.2	1.5	2.2	1.1	1.8	2.3	1.8	1.9	1.1		
33150	Pembaikan dan penyelenggaraan kelengkapan pengangkutan kecuali motosikal dan basikal Industri lain	5.3	-0.4	3.8	1.9	0.1	-0.4	-2.0	1.1	2.0	4.2	0.7	1.4	3.8	2.1		
		3.3	0.3	1.6	0.1	0.2	0.3	2.2	2.4	0.9	1.3	2.6	1.9	1.6	0.9		
Jumlah Pembuatan		1.7	1.0	0.5	1.0	0.8	1.0	1.1	1.0	1.0	1.0	1.3	0.6	0.5	1.0		

2025															Group Description/Period	
Mei	Jun	Jul.	Ogo.	Sep.	Okt.	Nov.	Dis.	Jan.	Feb.	Mac	Apr.	Mei	Jun	Jul.		Ogo.
-2.1	-1.9	-3.4	-10.4	-10.7	-10.7	-7.2	-7.1	-3.3	-3.6	-4.5	-5.2	-2.9	-2.1	-0.04	1.4	Manufacture of optical instruments, photographic equipment, magnetic and optical media
-0.2	-1.3	1.1	0.1	-0.2	2.3	0.8	1.3	1.0	3.0	2.9	2.6	2.1	2.3	1.4	1.4	Manufacture of electric motors, generators, transformers and electricity distribution and control apparatus
3.8	3.9	3.6	3.6	2.7	2.6	1.1	1.0	1.3	1.5	1.3	1.2	0.7	0.6	-2.6	-3.9	Manufacture of electric motors, generators and transformers
-3.1	-5.0	-0.7	-2.6	-2.4	2.1	0.5	1.6	0.7	4.1	4.0	3.6	3.2	3.7	4.4	5.5	Manufacture of electricity distribution and control apparatus
2.4	1.2	0.5	-0.6	-5.2	-6.0	-2.7	-4.0	-1.0	-3.0	-8.4	-8.7	-9.7	-10.0	-11.1	-12.8	Manufacture of batteries and accumulators
1.8	0.8	0.7	0.7	0.2	2.9	3.3	4.2	3.7	4.2	4.3	5.7	4.6	4.3	5.7	3.8	Manufacture of wiring and wiring devices
3.0	5.0	4.7	4.5	3.9	3.5	3.6	6.2	6.1	7.6	7.5	6.3	6.6	6.3	6.1	6.6	Manufacture of fibre optic cables
1.5	0.2	0.1	0.1	-0.1	2.9	3.6	4.4	3.8	4.3	4.3	6.1	4.8	4.5	5.8	3.5	Manufacture of other electronic and electric wires and cables
5.7	6.7	6.6	6.9	2.6	2.3	-0.7	0.6	-0.3	0.1	1.8	0.2	-0.1	-0.4	3.9	4.9	Manufacture of current-carrying and non current-carrying wiring devices for electrical circuits regardless of material
12.5	12.9	11.2	5.6	4.4	4.9	5.7	4.6	0.7	0.5	-4.5	-2.1	-3.5	-4.1	-3.6	-4.9	Manufacture of electric lighting equipment
-3.3	-3.6	-3.8	-7.1	-7.5	-7.4	-7.7	-7.0	-6.1	-5.2	-9.0	-8.1	-8.0	-8.2	-8.9	-8.2	Manufacture of domestic appliances
-1.6	-1.8	-3.3	-2.8	-0.4	0.6	2.7	2.7	2.7	3.3	3.5	3.6	3.3	4.6	4.8	1.1	Manufacture of other electrical equipment
-2.5	-2.3	0.4	0.1	0.2	0.6	0.8	1.4	1.0	1.3	1.2	1.3	0.8	1.1	1.2	1.0	Manufacture of general-purpose and special-purpose machinery
-23.7	-26.4	-25.1	-19.8	-20.6	-20.2	-20.4	-14.8	-10.1	-10.0	-10.3	-10.4	-9.9	-6.2	-7.1	-8.2	Manufacture of fluid power equipment
																Manufacture of other pumps, compressors, taps and valves
0.5	1.6	2.4	2.1	0.3	1.2	2.2	1.1	1.0	0.9	0.5	0.4	-3.4	-3.7	-3.9	-4.6	Manufacture of power-driven hand tools with self-contained electric or non-electric motor or pneumatic drives
																Manufacture of metal-forming machinery and machine tools
-12.8	-12.4	-4.4	-4.9	-4.7	-3.5	-2.7	-1.8	-4.3	-2.2	-2.0	-4.6	0.7	-4.7	-3.2	-2.5	Manufacture of air-conditioning machines, including for motor vehicles
-11.9	-12.0	-12.1	-2.5	1.7	2.7	3.3	3.4	5.2	4.7	4.1	4.0	3.7	4.0	4.0	7.1	Manufacture of other special-purpose machinery
3.9	3.9	7.3	3.6	4.0	3.9	3.5	3.9	2.7	2.9	3.0	3.9	3.7	4.8	4.9	4.3	Other industry
-1.2	-0.7	-1.1	-0.7	-2.0	-0.3	-0.5	-1.7	-2.0	-1.0	-1.5	-0.9	-2.3	-2.8	-2.2	-4.2	Manufacture of motor vehicles
10.2	7.4	7.1	7.1	6.4	3.5	4.6	4.6	6.1	7.2	6.1	5.7	6.3	7.5	5.8	6.5	Manufacture of bodies (coachwork) for motor vehicles; manufacture of trailers and semi-trailers
-0.4	-0.5	-0.01	0.5	0.3	1.1	0.3	0.4	-0.7	-0.3	-0.4	-0.2	-0.2	2.6	3.0	2.7	Manufacture of parts and accessories for motor vehicles
4.6	3.7	0.8	-0.6	-1.8	-1.9	-3.7	-1.4	-1.1	-3.4	-3.4	-2.2	-1.5	-1.8	-1.3	-2.8	Building of ships and boats
0.6	1.0	2.8	2.2	4.0	2.3	3.8	3.1	2.4	3.3	2.9	2.2	2.1	1.7	1.4	2.9	Manufacture of railway locomotives, rolling stock, air and spacecraft, related machinery, military fighting vehicles and transport equipment n.e.c
10.7	9.6	10.1	6.0	6.5	3.5	6.4	7.3	7.1	7.2	7.9	7.3	9.2	9.1	5.7	10.7	Manufacture of motorcycles
-50.4	-47.0	-37.5	-15.3	-4.3	3.6	8.0	8.1	7.6	9.5	9.2	8.3	6.4	2.9	0.6	-1.0	Manufacture of bicycles and invalid carriages
3.3	4.1	3.6	1.4	2.7	1.0	1.0	-1.3	-2.2	-0.8	-2.2	-2.9	-4.6	-4.8	-2.5	-3.7	Other industry
5.1	3.4	2.8	2.9	2.3	1.9	1.6	1.8	1.2	1.4	0.7	0.5	0.7	1.7	2.0	1.4	Manufacture of furniture
5.0	3.0	1.9	1.8	1.6	1.7	1.7	2.3	2.2	2.4	1.1	0.3	0.8	1.9	2.4	1.0	Manufacture of wooden and cane furniture
5.4	4.9	5.8	6.9	4.6	2.7	1.5	0.2	-1.9	-1.9	-0.5	1.2	0.7	1.1	0.7	2.7	Other industry
-5.9	-6.1	-6.4	-4.7	-7.8	-7.0	-7.8	-15.0	-15.8	-13.2	-12.6	-13.0	-14.7	-15.3	-15.4	-15.0	Manufacture of jewellery, bijouterie and related articles
3.7	3.9	2.6	2.5	2.8	2.8	3.0	3.8	4.6	5.5	5.7	5.8	4.9	5.1	5.0	3.6	Manufacture of musical instruments, medical and dental instruments and supplies and other manufacturing n.e.c.
-3.9	-1.8	-1.5	-0.8	-0.7	-1.5	0.9	1.4	3.5	3.7	3.7	3.4	7.4	8.8	9.4	3.2	Manufacture of stationery
5.9	5.5	3.7	3.4	3.8	4.0	3.6	4.4	4.9	5.9	6.3	6.5	4.2	4.1	3.9	3.7	Other industry
-6.2	-7.8	-7.2	-7.9	-7.9	-8.0	-10.6	-8.4	-9.4	-9.5	-12.1	-14.0	-15.0	-12.3	-13.0	4.3	Manufacture of sports goods
-1.6	-0.5	9.8	-0.4	-2.1	-1.5	0.1	-0.02	0.7	0.7	0.2	0.1	-0.6	-1.6	-0.2	0.3	Manufacture of games and toys
0.3	0.4	0.2	1.1	0.2	0.4	0.2	0.2	0.7	1.7	1.5	1.8	2.3	2.2	2.8	1.8	Repair of fabricated metal products, machinery and equipment and installation of industrial machinery and equipment
2.0	1.9	3.6	2.0	0.1	0.1	-0.3	-0.4	-0.8	-0.6	-2.0	-1.9	1.9	1.1	4.7	4.2	Repair and maintenance of transport equipment except motorcycles and bicycles
0.0	0.1	-0.4	0.9	0.2	0.4	0.3	0.3	1.0	2.2	2.2	2.5	2.4	2.4	2.4	1.3	Other industry
0.9	1.0	1.3	1.0	0.8	0.9	1.0	1.0	0.9	1.2	1.1	1.2	0.9	1.0	1.1	1.0	Total Manufacturing

Kod Kumpulan Group code	Keterangan Kumpulan/Tempoh	2024				2025		2024				
		Q1	Q2	Q3	Q4	Q1	Q2	Jan.	Feb.	Mac	Apr.	Mei
101	Pemprosesan dan pengawetan daging	2.1	-2.8	5.1	-0.1	-0.5	1.5	1.1	0.6	0.3	-0.5	0.3
102	Pemprosesan dan pengawetan ikan, krustasea dan moluska	1.6	0.2	-1.4	-0.1	0.8	-0.8	2.7	-0.4	-0.7	1.3	0.1
	10201 Pengetinan ikan, krustasea dan moluska &	1.1	0.3	-3.0	0.2	1.3	-0.7	2.7	-0.9	-0.7	1.4	0.2
	10202 Pemprosesan dan pengawetan ikan, krustasea dan moluska Industri lain	4.1	-0.2	6.7	-1.6	-1.2	-1.1	2.7	2.1	-0.7	0.8	-0.3
103	Pemprosesan dan pengawetan buah-buahan dan sayur - sayuran	6.5	-3.6	-6.6	-2.0	2.4	0.9	3.7	2.0	0.7	-0.5	-2.3
	10303 Pengetinan nanas &	2.4	-2.9	-3.4	-1.4	1.5	-6.5	-4.1	10.0	-2.9	0.7	-4.1
	10304 Pembuatan jem, marmalad dan sajian jeli Industri lain	6.8	-3.6	-6.7	-2.0	2.5	1.4	4.2	1.6	0.9	-0.5	-2.2
104	Pembuatan minyak dan lemak daripada sayuran dan haiwan	-0.7	1.4	0.8	1.1	-0.6	1.5	-0.1	-0.4	-0.1	0.3	0.5
	10404 Pembuatan minyak sayuran mentah dan bertapis &	2.8	1.4	2.3	0.2	1.0	0.2	-1.2	3.7	0.3	1.9	-0.2
	10406 Pembuatan sebatian lemak masakan	1.4	-0.2	-0.1	-0.3	1.7	-0.5	1.4	0.1	-0.1	0.0	0.1
	10405 Pembuatan minyak kelapa Industri lain	-0.9	1.4	0.7	1.2	-0.8	1.7	-0.1	-0.7	-0.1	0.2	0.5
105	Pembuatan produk tenusu	1.9	-1.0	1.5	-0.5	1.7	-1.3	1.1	-0.6	1.5	0.1	0.8
	10502 Pembuatan susu pekat, tepung dan sejat Industri lain	3.4	-2.2	0.7	-0.8	2.7	-1.7	2.1	-0.9	2.3	-0.1	0.9
		-1.7	2.2	3.3	0.1	-0.9	-0.2	-1.4	0.05	-0.4	0.8	0.4
106	Pembuatan produk bijian, kanji dan produk berkanji	-1.8	-1.1	5.5	-1.9	2.9	-1.7	0.7	-2.3	-0.2	-0.6	-0.3
	10611 Pengilangan beras	0.7	-2.4	7.7	-3.4	4.4	-2.9	1.7	0.5	-1.4	-0.8	-0.3
	10613 Pengilangan tepung Industri lain	-4.4	0.3	4.8	-0.1	2.2	-0.5	0.05	-5.5	1.1	-0.3	-0.2
		-2.2	-0.8	-3.2	-3.3	-2.7	-0.9	-2.0	-0.4	0.2	-1.5	-0.8
107	Pembuatan produk makanan lain	0.2	-0.1	3.2	-0.3	-0.2	-0.5	1.1	-0.4	-0.5	0.7	0.1
	10711 Pembuatan biskut dan cookies	-3.1	1.0	4.9	-1.6	-3.5	0.5	0.4	-1.1	-2.4	-0.1	1.2
	10712 Pembuatan roti, kek dan produk bakeri lain	-0.6	2.4	3.2	-1.1	-0.2	1.7	0.6	0.1	-1.4	3.2	0.1
	10713 Pembuatan produk snek	-0.4	0.9	2.4	-0.6	0.2	-0.2	1.7	-1.6	-0.5	-0.1	0.5
	10721 Pembuatan gula	-0.4	0.0	-1.0	1.0	0.5	2.1	0.2	0.2	-0.8	-0.2	0.3
	10731 Pembuatan produk koko	-2.8	-6.5	-1.0	1.0	0.8	-2.5	0.3	-0.2	-2.9	-1.5	-4.4
	10732 Pembuatan coklat dan produk coklat &	0.6	-1.4	1.2	0.6	1.0	-1.3	1.5	-0.6	-0.3	-0.8	0.3
	10733 Pembuatan konfeksi gula	3.2	-3.1	11.3	0.9	2.4	-5.8	2.4	-0.2	1.1	0.2	-1.0
	10793 Pembuatan sos dan bahan perasa	2.4	-1.6	3.8	-1.0	-2.9	-1.7	2.5	0.3	-0.4	-0.3	0.1
	10799 Pembuatan produk makanan lain t.t.t.l. Industri lain	0.4	-0.3	0.5	0.5	1.0	-0.1	0.7	-0.7	0.4	0.2	0.4
108/ 10800	Pembuatan makanan haiwan tersedia	2.1	-1.1	-1.0	1.9	3.1	-2.8	1.7	0.1	0.2	0.1	0.1
110	Pembuatan minuman ringan	1.9	1.2	-2.2	1.7	2.1	1.9	1.4	0.02	0.5	0.9	0.1
	11041 Pembuatan minuman ringan	1.6	1.8	-2.3	1.8	0.9	2.0	0.8	-0.2	0.9	1.0	0.1
	11042 Pengeluaran air mineral semulajadi dan minuman lain yang dibotolkan Industri lain	3.3	-0.2	-1.5	1.4	5.0	3.0	3.6	0.1	-0.3	0.3	0.5
		1.1	1.0	-3.3	1.5	2.6	-1.4	-0.1	1.1	0.1	1.4	-0.9
120/ 12000	Pembuatan produk tembakau	5.7	-6.0	1.8	0.3	5.1	-5.4	1.0	3.7	0.9	-5.7	-0.8
131	Pemintalan, penenunan dan penyiapan tekstil	2.0	1.9	1.1	-0.9	-0.1	1.2	-0.4	-0.2	2.7	0.9	2.1
	13110 Penyediaan dan pemintalan gentian tekstil &	2.9	1.9	-3.1	0.3	0.6	1.0	-0.6	-0.2	3.7	1.7	1.6
	13120 Penenunan tekstil											
	13132 Pewarnaan, pelunturan, percetakan dan penyiapan akhir benang dan fabrik Industri lain	-0.7	2.0	12.0	-3.6	-1.1	2.1	-0.1	-0.3	-0.2	-1.2	2.9
		4.9	1.8	3.7	-1.9	-2.9	-2.4	1.3	0.0	3.6	0.0	5.4
139	Pembuatan tekstil lain	-1.6	0.4	0.04	-0.5	-1.5	1.1	1.4	-2.9	-0.1	0.1	1.1
	13910 Pembuatan fabrik dikait dan dikrusye Industri lain	-2.2	2.7	-1.2	-0.3	-3.5	3.4	1.1	-3.6	0.3	0.3	3.2
		-1.2	-0.9	0.8	-0.6	-0.3	-0.1	1.6	-2.4	-0.3	-0.03	-0.1
141	Pembuatan pakaian, kecuali pakaian berbulu	1.6	-0.9	-1.8	-0.3	3.8	-1.4	0.9	0.2	0.4	-0.4	0.4
	14102 Pembuatan pakaian Industri lain	2.2	-0.9	-2.4	-0.3	4.4	-1.1	1.3	0.3	0.7	-0.6	0.7
		-0.2	-0.7	-0.1	-0.3	2.4	-2.2	0.1	-0.03	-0.3	0.2	-0.4
142 & 143	Pembuatan artikel daripada kulit bulu dan pakaian yang dikait dan dikrusye	0.6	-0.3	1.0	-5.1	0.5	-3.4	0.7	-0.2	0.1	2.5	-0.5
151 (15110 & 15120)	Penyamakan dan pembersihan kulit, pembuatan bagasi, beg tangan, pelana dan abah-abah pembersihan dan pewarnaan bulu	-2.2	-1.8	5.0	-1.8	-1.2	-0.2	-0.6	-0.4	-1.2	-0.3	-0.3
152	Pembuatan kasut	2.0	1.0	0.1	1.8	0.6	-1.7	1.6	1.2	-0.8	-0.3	1.5
	15201 Pembuatan kasut kulit &	0.3	-0.1	-1.2	1.6	-3.8	0.2	2.9	-0.6	-1.9	-1.2	1.2
	15203 Pembuatan kasut getah Industri lain	3.8	2.1	1.5	2.0	5.0	-3.4	0.1	3.4	0.3	0.6	1.8
161/ 16100	Pengilangan dan pengetaman kayu	-0.7	-0.4	1.0	0.8	-1.0	2.4	-1.0	-1.2	1.5	0.2	1.6

2025															Group Description/Period
Jun	Jul.	Ogo.	Sep.	Okt.	Nov.	Dis.	Jan.	Feb.	Mac	Apr.	Mei	Jun	Jul.	Ogo.	
-2.6	0.6	0.01	4.5	-0.2	-0.2	0.3	0.8	-2.0	0.7	1.1	0.2	0.2	-0.1	0.8	Processing and preserving of meat
-1.2	-1.0	-1.6	1.2	-1.6	0.1	1.4	1.3	-0.5	0.03	0.3	-0.7	-0.3	0.5	-3.3	Processing and preserving of fish, crustaceans and molluscs
															<i>Canning of fish, crustaceans and molluscs</i>
-1.2	-1.4	-3.1	1.6	-1.0	-0.6	1.9	1.8	-0.7	0.2	0.3	-0.8	-0.2	0.3	-4.0	<i>Processing, curing and preserving of fish, crustacean and molluscs</i>
-0.8	1.2	5.6	-0.3	-4.1	3.5	-0.8	-0.8	0.2	-0.7	0.3	-0.4	-1.0	1.6	-0.04	<i>Other industry</i>
-0.9	-2.2	-1.3	-3.2	-0.8	-1.0	-0.2	2.4	1.1	-1.1	0.5	-0.5	0.8	-1.0	-0.9	Processing and preserving of fruits and vegetable
															<i>Pineapple canning</i>
0.6	-0.2	-2.0	-1.2	-1.3	0.2	-0.2	-4.4	6.8	-0.6	-0.8	-4.9	-1.0	-0.3	-2.6	<i>Manufacture of jams, marmalades and table jellies</i>
-1.0	-2.3	-1.2	-3.3	-0.8	-1.1	-0.2	2.8	0.8	-1.1	0.6	-0.2	0.9	-1.0	-0.8	<i>Other industry</i>
0.6	1.0	-0.1	-0.1	-0.05	0.7	0.5	-0.02	-0.3	-0.3	-0.3	0.6	1.2	0.9	1.4	Manufacture of vegetable and animal oils and fats
															<i>Manufacture of crude and refined vegetable oil</i>
-0.4	0.04	2.7	-0.5	0.5	-0.3	0.02	2.7	-1.5	-0.2	0.01	0.4	-0.2	-0.7	2.0	<i>Manufacture of compound cooking fats</i>
-0.3	0.3	-0.1	-0.2	0.1	-0.5	0.0	2.4	-0.4	-0.3	-0.3	0.1	-0.4	0.0	-0.3	<i>Manufacture of coconut oil</i>
0.7	1.1	-0.3	-0.1	-0.1	0.8	0.5	-0.3	-0.2	-0.3	-0.3	0.6	1.3	1.0	1.4	<i>Other industry</i>
-1.8	0.2	1.3	-0.1	-0.4	0.1	-0.3	-0.4	-0.9	3.0	0.2	-0.9	-0.6	-0.3	-0.7	Manufacture of dairy products
-3.0	0.2	1.0	-0.5	-0.7	0.1	-0.2	-0.8	0.0	3.5	0.4	-0.9	-1.2	-0.02	-0.1	<i>Manufacture of condensed, powdered and evaporated milk</i>
1.0	0.3	2.0	1.1	0.4	0.1	-0.4	0.4	-3.1	1.9	-0.3	-1.0	1.0	-0.9	-2.1	<i>Other industry</i>
-0.2	-1.0	1.5	5.0	-0.4	-0.5	-1.0	1.5	2.1	-0.7	-0.8	-0.8	-0.1	-0.7	0.1	Manufacture of grain mill products, starches and starch products
-1.3	-0.5	2.1	6.0	-0.9	-1.7	-0.8	2.6	2.3	-0.6	-1.0	-0.7	-1.2	-1.3	0.3	<i>Rice milling</i>
0.8	-1.8	1.6	4.9	0.4	0.9	-1.4	0.8	2.4	-0.9	-0.5	-1.0	1.0	-0.05	-0.2	<i>Flour milling</i>
1.4	0.4	-2.9	-0.8	-2.5	-0.8	-0.1	-1.4	-1.0	-0.3	-1.5	-0.2	0.7	-0.9	-0.2	<i>Other industry</i>
-0.9	1.3	1.2	0.7	0.3	-0.2	-0.4	0.7	-0.1	-0.7	0.7	0.1	-1.2	0.8	1.2	Manufacture of other food products
0.02	3.0	0.9	0.9	-0.5	-0.3	-0.8	-1.2	-2.6	0.3	-0.8	1.2	0.1	3.8	0.6	<i>Manufacture of biscuits and cookies</i>
-0.8	2.4	0.6	0.2	-0.4	-0.2	-0.5	0.4	-0.6	-0.02	2.6	-0.1	-0.8	3.3	0.5	<i>Manufacture of bread, cakes and other bakery products</i>
0.5	0.7	-0.2	2.0	0.4	0.3	-1.3	-0.1	0.05	0.3	-0.3	-0.2	0.4	-0.2	-0.6	<i>Manufacture of snack products</i>
-0.1	-0.3	-0.3	-0.3	-0.5	0.2	1.4	0.0	-0.1	0.6	1.2	-0.5	1.4	-0.2	-0.3	<i>Manufacture of sugar</i>
-0.7	-0.4	-0.7	0.2	0.4	0.3	0.4	3.8	0.2	-3.1	2.4	-4.8	-0.04	-0.1	-1.1	<i>Manufacture of cocoa products</i>
															<i>Manufacture of chocolate and chocolate products</i>
-0.9	1.1	-1.1	1.3	0.9	-0.3	-0.1	0.9	1.0	-1.0	2.2	-0.6	-2.8	-0.6	-1.2	<i>Manufacture of sugar confectionery</i>
-2.3	1.3	9.5	0.3	1.0	0.03	-0.2	2.6	0.2	-0.3	-0.4	0.3	-5.7	-0.1	10.2	<i>Manufacture of sauces and condiments</i>
-1.5	1.9	-0.2	2.1	-0.2	-0.5	-0.3	1.9	0.3	-5.0	0.1	-0.4	-1.4	-2.2	0.8	<i>Manufacture of other food products n.e.c.</i>
-1.0	-0.2	0.7	0.1	1.2	-0.5	-0.2	0.4	0.6	0.04	0.03	0.4	-0.6	-0.1	-0.01	<i>Other industry</i>
-1.4	-0.2	0.8	-1.6	1.0	0.4	0.6	2.8	0.04	0.3	-0.1	-2.2	-0.6	-0.4	1.0	Manufacture of prepared animal feeds
0.3	-0.4	-2.0	0.2	0.8	-0.3	1.1	1.3	0.2	0.6	0.5	0.5	0.9	-0.1	-1.8	Manufacture of beverages
0.7	-0.3	-2.6	0.6	0.8	-0.2	1.3	0.2	-0.01	0.7	-0.5	1.2	1.3	-0.1	-1.7	<i>Manufacture of soft drinks</i>
-1.0	-0.2	-1.4	0.2	0.8	-0.05	0.6	3.8	0.7	0.5	3.0	0.1	-0.1	0.3	-2.7	<i>Production of natural mineral waters and other bottled waters</i>
0.4	-0.8	-0.4	-2.1	0.8	-0.9	1.7	2.5	0.3	-0.2	-0.1	-1.9	0.6	-1.2	-0.5	<i>Other industry</i>
0.5	-0.5	-5.3	8.1	0.1	-0.8	1.0	0.8	3.6	0.8	-5.0	-1.1	0.7	-0.8	-4.9	Manufacture of tobacco products
-1.0	0.7	0.1	0.3	-1.1	0.2	-0.1	-0.2	-1.3	1.5	1.7	1.7	-2.2	-1.2	0.2	Spinning, weaving and finishing of textiles
															<i>Preparation and spinning of textile fibres</i>
-1.4	-1.2	-1.1	-0.9	-0.4	0.5	0.2	-0.1	-1.9	2.6	1.4	2.8	-3.0	-0.7	-0.9	<i>Weaving of textiles</i>
0.3	6.4	2.4	2.8	-2.4	-0.4	-0.8	-0.4	-0.1	-0.7	2.4	-0.6	0.2	-1.5	2.5	<i>Dyeing, bleaching, printing and finishing of yarns and fabrics</i>
-3.3	-3.4	3.4	3.8	-1.9	0.0	0.0	-1.4	0.3	-1.7	2.1	0.0	-4.4	-7.4	3.6	<i>Other industry</i>
-0.8	-1.3	1.2	0.1	0.1	-0.5	-0.1	0.6	-2.4	0.3	0.4	1.4	-0.7	0.8	0.7	Manufacture of other textiles
-0.8	-1.1	1.2	-1.3	-0.3	-0.04	-0.02	-0.1	-3.6	0.2	2.5	1.7	-0.7	2.4	-0.2	<i>Manufacture of knitted and crocheted fabrics</i>
-0.7	-1.4	1.2	1.0	0.3	-0.7	-0.1	1.0	-1.7	0.3	-0.7	1.3	-0.7	-0.1	1.2	<i>Other industry</i>
-0.9	-0.9	-2.2	1.3	-1.5	0.6	0.7	3.1	0.4	0.3	-0.6	0.1	-1.0	-0.5	-2.0	Manufacture of wearing apparel, except fur
-1.0	-0.7	-3.1	1.4	-1.8	0.8	0.8	3.9	-0.1	0.7	-0.4	0.4	-1.2	0.6	-3.3	<i>Manufacture of clothings</i>
-0.5	-1.4	0.2	1.1	-0.7	-0.01	0.5	1.1	1.8	-0.6	-1.0	-0.7	-0.5	-3.7	1.8	<i>Other industry</i>
-2.2	-0.4	-1.3	2.7	-5.1	0.5	-0.5	0.5	0.0	0.0	0.0	0.5	-4.0	0.6	-1.3	Manufacture of articles of fur, knitted and crocheted apparel
															<i>Tanning and dressing of leather; manufacture of luggage, handbags, saddlery and harness; dressing and dyeing of fur</i>
-1.2	0.6	1.3	2.9	-0.1	-0.5	-1.2	-0.03	0.02	-1.2	0.5	0.9	-1.5	-0.5	1.5	
-0.1	-1.0	-0.5	1.5	1.2	0.8	-0.1	-0.1	1.8	-1.1	-0.7	-1.0	0.01	0.8	-1.0	Manufacture of footwear
															<i>Manufacture of leather footwear</i>
-0.04	-1.7	0.5	-0.03	1.2	1.1	-0.7	-0.2	0.1	-3.7	-0.8	-0.7	1.7	0.1	-2.1	<i>Manufacture of rubber footwear</i>
-0.3	-0.2	-1.5	3.2	1.1	0.4	0.4	0.1	3.4	1.4	-0.6	-1.3	-1.6	1.5	0.1	<i>Other industry</i>
-2.1	-1.1	3.1	-0.9	0.4	0.4	-0.1	-0.4	1.3	-1.8	3.4	1.4	-2.3	-1.3	4.1	Sawmilling and planning of wood

Jadual Table **1.5c** : Bilangan Pekerja Bergaji Sektor Pembuatan Mengikut Kumpulan: Perubahan Peratusan Bulanan/Suku Tahunan
 : Number of Paid Employees of Manufacturing Sector by Group: Monthly/Quarterly Percentage Change

Kod Kumpulan Group code	Keterangan Kumpulan/Tempoh	2024				2025		2024				
		Q1	Q2	Q3	Q4	Q1	Q2	Jan.	Feb.	Mac	Apr.	Mei
162	Pembuatan produk daripada kayu, gabus, jerami dan bahan jalinan lain	-2.9	2.9	-0.6	1.0	-2.8	1.5	-0.8	0.1	-2.3	1.2	1.7
16211	Pembuatan kepingan venier dan papan lapis	-4.5	3.8	2.2	1.4	-3.0	1.7	-1.8	0.2	-3.0	0.6	2.3
16212	Pembuatan papan partikel dan papan gentian	0.7	4.4	-1.1	-0.8	-1.6	0.1	-0.6	2.3	-1.0	0.1	4.3
16221	Pertukangan kayu untuk jurubina	-0.2	-1.9	-7.0	-3.1	0.9	-1.1	0.9	-0.5	-0.7	-0.3	-0.3
	Industri lain	-2.0	3.2	-3.7	3.7	-4.8	3.3	0.8	-0.9	-1.9	4.7	0.1
170	Pembuatan kertas dan produk kertas	1.0	-3.0	1.4	1.3	0.6	-3.2	0.3	0.8	-0.1	-1.3	-1.7
17010	Pembuatan pulpa, kertas dan kertas tebal	2.8	-5.8	3.5	5.7	5.8	-6.0	3.2	0.3	-0.6	-0.2	-5.4
17020	Pembuatan kertas gelugur dan kertas tebal dan bekas daripada kertas dan kertas tebal	-0.4	-2.8	1.3	0.1	-0.4	-4.4	-0.8	0.4	-0.01	-2.7	-0.2
17091	Pembuatan sampul surat dan kad surat	-2.7	-2.3	0.2	2.3	-0.6	-2.7	0.3	0.0	-3.0	-1.7	0.2
17092	Pembuatan kertas kegunaan rumah dan pembersih peribadi	-0.1	-4.2	2.0	0.1	-1.8	0.2	0.2	0.2	-0.5	-0.3	-4.0
17093	Pembuatan kertas bergam atau pelekat yang berjalur atau bergulung dan label dan kertas dinding	5.0	-0.02	-4.0	0.2	4.9	-3.1	0.4	4.3	0.3	0.2	-0.4
	Industri lain	1.8	-1.3	5.1	2.4	-3.6	-0.8	0.5	-0.1	1.4	-1.3	0.7
181 & 182	Percetakan, aktiviti perkhidmatan berkaitan percetakan dan penerbitan semula media rakaman	-4.1	-0.5	1.5	4.1	-4.2	0.2	-3.8	-0.02	-0.3	-0.7	0.2
18110	Percetakan	-4.4	-1.1	2.3	3.9	-4.1	0.3	-4.2	-0.1	-0.2	-1.0	-0.03
18120	Aktiviti perkhidmatan berkaitan percetakan &	-2.4	2.0	-2.4	4.8	-4.8	-0.1	-2.0	0.3	-0.7	0.4	1.1
18200	Penerbitan semula media rakaman											
192 (19201 & 19202)	Pembuatan produk petroleum bertapis	1.9	-2.6	-0.2	1.5	2.5	-1.7	-1.2	1.5	1.7	-1.5	-1.1
201	Pembuatan kimia asas, baja dan sebatian nitrogen, plastik dan getah sintetik dalam bentuk primer	3.0	-0.3	0.4	2.1	2.2	-1.0	1.1	0.7	1.2	0.8	-0.8
20111	Pembuatan gas perindustrian atau perubatan bukan organik dalam bentuk cecair atau mampat	7.7	1.8	1.5	3.2	-1.2	-1.7	3.2	-0.2	4.6	0.2	1.4
20112 & 20113	Pembuatan kimia organik asas & Pembuatan sebatian bukan organik	2.2	-0.8	1.2	2.2	2.3	-1.3	-0.05	1.1	1.2	0.8	-1.0
20121 & 20129	Pembuatan baja & Pembuatan produk campuran nitrogen	2.7	-0.9	-2.7	-0.6	3.8	-0.2	2.3	-0.04	0.5	2.3	-3.1
20131	Pembuatan plastik dalam bentuk primer	1.9	-0.6	0.2	2.5	2.8	-0.5	0.8	1.0	0.1	0.3	-0.2
	Industri lain	3.5	0.0	1.6	3.9	2.5	-1.8	2.2	0.4	0.8	0.3	-0.3
202 & 203	Pembuatan produk kimia lain dan serat buatan manusia	0.9	-1.2	-3.6	1.0	1.1	-2.0	-0.2	0.3	0.8	-1.0	0.2
20210	Pembuatan racun perosak dan produk agrokimia lain	1.2	1.0	6.7	1.8	-0.8	-1.5	1.5	-0.6	0.3	0.6	0.6
20221	Pembuatan cat, varnis dan penyadur dan mastik	5.7	-4.2	-2.9	1.5	1.0	-6.5	2.8	0.2	2.6	-3.8	-0.4
20222	Pembuatan dakwat cetak	2.4	0.4	-6.4	-0.4	2.4	0.5	0.7	-0.2	1.9	0.7	-0.4
20231 & 20232	Pembuatan sabun dan bahan pencuci, penyediaan membersihkan dan mengilap & Pembuatan pewangi dan penyediaan dandanan diri	-0.8	-0.6	-3.2	0.3	3.7	-0.8	-2.8	1.4	0.6	-0.6	0.8
20291 & 20292	Pembuatan plat fotografi, filem, sensitized paper dan other sensitized unexposed materials & Pembuatan dakwat menulis dan melukis	-0.7	-1.3	-6.3	1.8	-2.2	-2.1	0.5	-0.6	-0.6	-0.8	-0.2
20299	Pembuatan produk kimia lain t.t.t.l.											
	Industri lain	5.5	-5.1	-12.0	0.0	4.9	0.9	0.0	2.5	3.0	-2.1	-0.5
210	Pembuatan produk farmaseutikal, kimia perubatan dan botani	-2.3	2.7	4.7	-2.0	-3.2	3.0	-2.4	-0.01	0.1	4.3	-1.4
21001	Pembuatan bahan aktif ubat-ubatan untuk digunakan oleh bidang farmakologi dalam pembuatan ubat-ubatan	-3.9	3.4	6.1	-1.4	-4.7	4.4	-3.4	-0.1	-0.4	5.9	-2.5
	Industri lain	1.5	1.0	1.6	-3.4	0.5	-0.03	-0.02	0.3	1.2	0.9	0.9
221	Pembuatan produk getah	-1.7	-3.8	3.9	-0.6	-2.4	-4.6	-1.0	-0.2	-0.4	-1.0	-0.4
22111	Pembuatan tayar getah untuk kenderaan	-0.4	-0.4	-2.2	-0.7	-0.6	-5.2	0.6	-0.7	-0.4	1.5	-0.5
22112	Pembuatan bunga tayar yang boleh ditukar ganti dan tayar celup	0.1	-3.0	-0.4	-0.5	1.2	-2.5	0.3	0.4	-0.6	-0.5	-0.2
22191 & 22193	Pembuatan produk lain daripada getah asli atau sintetik, tidak divulkan, divulkan atau dikeraskan & Pengilangan semula getah dan prosesan susu getah	2.4	1.1	-7.3	-1.3	-0.9	-1.0	1.6	0.6	0.2	1.2	-0.4
22192	Pembuatan sarung tangan getah	-3.4	-5.4	7.6	-0.7	-3.6	-6.2	-3.0	0.1	-0.5	-2.8	-0.6
22199	Pembuatan produk getah lain yang t.t.t.l.	-1.4	-4.8	6.3	-0.1	-2.0	-3.8	0.5	-1.2	-0.6	0.4	0.05
222	Pembuatan produk plastik	-0.3	1.4	0.8	0.3	-0.4	0.4	0.3	-0.4	-0.2	1.6	0.5
22201 & 22202	Pembuatan produk plastik separa siap & Pembuatan produk plastik siap	-1.3	2.4	0.9	-0.5	0.1	0.1	-0.2	0.3	-1.3	3.4	1.0
22203	Pembuatan artikel plastik untuk pembungkusan barangan	-0.2	0.1	2.1	0.0	-0.8	0.5	0.5	-0.3	-0.3	1.0	-0.1
22204	Pembuatan barangan plastik jurubina	0.9	1.4	0.9	2.1	-1.3	0.1	1.7	-0.8	0.0	1.2	0.5
22205	Pembuatan pinggan mangkuk, peralatan dapur dan barangan tandas daripada plastik	3.4	-0.05	-2.4	0.1	-1.3	-2.0	2.7	-0.1	0.8	-0.2	-0.1
22209	Pembuatan pelbagai produk plastik t.t.t.l.	-0.7	2.3	0.2	1.2	-0.2	1.1	-0.1	-1.1	0.5	1.4	0.8
231 (23101 & 23102 & 23109)	Pembuatan kaca dan produk kaca	1.6	6.2	0.7	-3.3	-1.6	-0.6	0.3	0.7	0.7	1.0	4.3

2025															Group Description/Period
Jun	Jul.	Ogo.	Sep.	Okt.	Nov.	Dis.	Jan.	Feb.	Mac	Apr.	Mei	Jun	Jul.	Ogo.	
-0.01	0.5	-2.1	1.0	0.7	1.5	-1.1	-1.2	-0.2	-1.4	0.7	0.9	-0.1	0.9	-1.4	Manufacture of products of wood, cork, straw and plaiting materials
0.8	1.3	-1.1	2.0	0.3	2.4	-1.3	-1.8	0.2	-1.4	0.3	1.7	-0.3	2.0	-1.6	Manufacture of veneer sheets and plywood
0.03	-1.0	-0.5	0.3	0.6	-1.2	-0.1	-0.6	-0.5	-0.5	-0.1	-0.2	0.4	-0.6	0.2	Manufacture of particle board and fibreboard
-1.3	-0.1	-6.7	-0.2	-0.6	0.01	-2.5	1.6	0.05	-0.8	-0.4	-0.5	-0.3	-0.9	-0.1	Manufacture of builders' carpentry
-1.5	-0.8	-2.3	-0.7	2.5	1.1	0.05	-1.3	-1.1	-2.5	3.3	-0.1	0.1	-0.5	-2.3	Other industry
-0.1	-0.4	0.5	1.3	1.5	-0.3	0.1	0.04	1.0	-0.4	-1.1	-1.8	-0.4	0.1	0.4	Manufacture of paper and paper products
-0.2	0.4	3.1	-0.05	2.3	-0.4	3.8	3.6	2.7	-0.5	0.1	-5.5	-0.6	-0.5	3.5	Manufacture of pulp, paper and paperboard
0.04	-1.4	0.6	2.1	1.3	-0.3	-0.8	-0.5	0.3	-0.2	-2.8	-1.4	-0.3	-0.3	-0.03	Manufacture of corrugated paper and paperboard and of containers of paper and paperboard
-0.8	0.5	0.2	-0.5	0.6	1.7	0.0	0.3	-0.5	-0.4	0.2	-1.3	-1.5	0.9	-0.9	Manufacture of envelopes and letter-card
-0.02	-1.6	-0.2	3.9	1.4	-0.9	-0.4	-0.9	-0.5	-0.4	0.03	0.1	0.1	1.2	0.5	Manufacture of household and personal hygiene paper
0.1	0.5	-3.6	-0.9	0.1	-1.0	1.2	-0.3	5.0	0.2	-0.2	-2.0	-0.9	-0.7	-4.4	Manufacture of gummed or adhesive paper in strips or rolls and labels and wall paper
-0.7	2.6	3.1	-0.6	2.8	1.6	-1.9	-1.5	-0.6	-1.5	-0.4	-0.3	0.02	0.8	3.2	Other industry
0.02	0.05	1.9	-0.5	2.7	1.4	-0.1	-4.0	0.1	-0.4	-0.01	0.4	-0.2	-0.3	2.3	Printing, service activities related to printing and reproduction of recorded media
-0.1	-0.1	2.5	-0.1	2.5	1.7	-0.3	-4.1	0.3	-0.3	-0.1	0.3	0.1	-0.7	2.1	Printing
0.5	0.6	-0.8	-2.2	3.5	0.1	1.1	-3.6	-0.5	-0.8	0.3	1.0	-1.4	1.2	3.4	Service activities related to printing
															Reproduction of recorded media
-0.1	0.4	0.3	-0.9	1.4	0.4	-0.3	0.3	1.4	0.8	-0.8	-1.3	0.4	0.8	0.6	Manufacture of refined petroleum products
-0.4	-0.1	1.1	-0.5	1.5	0.6	-0.01	0.3	1.2	0.7	0.2	-0.7	-0.5	-1.0	-0.1	Manufacture of basic chemicals, fertilizer and nitrogen compounds, plastics and synthetic rubber in primary forms
0.2	0.4	0.2	0.9	0.5	2.8	-0.1	-0.1	-0.9	-0.2	-0.6	-0.1	-0.9	-3.3	-0.3	Manufacture of liquefied or compressed inorganic industrial or medical gases
															Manufacture of basic organic chemicals
-0.5	0.3	1.3	-0.4	2.0	-0.2	0.3	-0.5	2.5	0.2	0.6	-1.5	-0.4	-0.3	0.03	Manufacture of inorganic compounds
															Manufacture of fertilizers
-0.1	-0.2	0.3	-2.8	0.6	0.8	-2.1	1.1	-0.1	2.8	0.9	-0.9	-0.3	-0.8	-0.03	Manufacture of associated nitrogen products
-0.7	-1.4	1.8	-0.3	1.3	0.9	0.3	1.6	0.9	0.4	0.2	0.05	-0.8	-1.4	-0.1	Manufacture of plastics in primary forms
-0.1	0.4	1.4	-0.2	2.9	-0.4	1.3	-0.2	1.1	1.6	-1.4	-0.04	-0.3	0.6	-0.6	Other industry
-0.4	-1.5	-0.1	-2.0	0.6	0.1	0.2	-0.2	0.7	0.6	-0.8	-0.6	-0.6	0.1	0.8	Manufacture of other chemical products and man-made fibres
-0.2	-0.2	4.1	2.6	1.9	0.005	-0.1	-0.7	-0.4	0.3	0.1	-1.0	-0.7	-0.6	4.6	Manufacture of pesticides and other agrochemical products
-0.1	-1.1	-0.4	-1.5	0.02	0.5	1.0	-1.2	0.5	1.8	-4.7	-1.4	-0.5	0.2	0.2	Manufacture of paints, varnishes and similar coatings ink and mastics
0.2	-7.2	0.4	0.4	-0.1	-0.1	-0.2	0.8	-0.3	1.9	-0.1	0.6	0.0	-0.2	0.0	Manufacture of printing ink
															Manufacture of soap and detergents, cleaning and polishing preparations
-0.8	-0.7	0.6	-3.2	0.4	0.1	-0.2	0.7	2.3	0.6	0.7	-0.7	-0.7	1.5	0.5	Manufacture of perfumes and toilet preparations
															Manufacture of photographic plates, films, sensitized paper and other sensitized unexposed materials
-0.4	-0.9	-2.2	-3.3	1.3	-0.1	0.5	-0.8	-0.7	-0.7	-1.0	-0.4	-0.6	-1.3	0.4	Manufacture of writing and drawing ink
															Manufacture of other chemical products n.e.c.
-2.5	-1.0	-5.6	-5.8	0.5	-1.3	0.8	0.5	1.4	3.0	0.6	-0.3	0.6	-1.2	0.9	Other industry
-0.2	1.8	3.0	-0.1	0.5	-2.5	0.01	-2.4	-0.6	-0.3	4.6	-1.3	-0.3	1.8	3.4	Manufacture of pharmaceuticals, medicinal chemical and botanical products
0.1	1.8	4.3	-0.03	0.2	-1.6	0.0	-3.7	-1.0	-0.1	6.8	-1.7	-0.5	1.7	4.1	Manufacture of medicinal active substances to be used for their pharmacological properties in the manufacture of medicaments
-0.8	1.8	0.1	-0.3	1.2	-4.6	0.02	0.7	0.5	-0.7	-0.2	-0.1	0.3	2.0	1.8	Other industry
-2.5	0.3	2.7	0.8	-0.1	-0.4	-0.1	-1.1	-0.6	-0.7	-1.1	-0.9	-2.7	0.5	-0.04	Manufacture of rubber products
-1.3	-1.7	-0.7	0.1	-0.4	0.6	-0.9	-0.5	0.5	-0.6	-0.4	-3.5	-1.4	1.9	-0.5	Manufacture of rubber tyres for vehicles
-2.3	1.0	-1.9	0.4	1.8	-2.1	-0.2	1.2	0.4	-0.4	-1.8	-0.8	0.0	2.1	-2.3	Manufacture of interchangeable tyre treads and retreading rubber tyres
															Manufacture of other products of natural or synthetic rubber, unvulcanized, vulcanized or hardened
0.4	-0.3	-5.7	-1.4	-0.6	-0.5	-0.2	-0.8	-0.4	0.3	-0.5	-0.6	0.1	-0.8	-7.8	Rubber remilling and latex processing
-2.1	0.3	5.9	1.4	-0.5	-0.1	-0.01	-2.4	-0.3	-0.9	-2.0	-0.8	-3.5	0.0	-0.1	Manufacture of rubber gloves
-5.2	1.1	3.8	1.3	1.0	-0.9	-0.2	0.7	-1.6	-1.0	0.2	-0.8	-3.2	1.8	4.5	Manufacture of other rubber products n.e.c.
-0.7	2.2	-1.4	0.1	0.2	0.9	-0.8	0.1	-0.3	-0.3	1.4	-0.2	-0.8	1.9	-0.01	Manufacture of plastics products
															Manufacture of semi-manufactures of plastic products
-1.9	0.1	0.6	0.3	-0.4	0.4	-0.6	0.3	0.2	-0.3	2.3	-0.1	-2.1	-0.1	-0.3	Manufacture of finished plastic products
-0.8	0.1	0.4	1.6	0.8	-0.3	-0.5	-0.3	-0.2	-0.3	1.6	0.05	-1.1	-0.3	1.0	Manufacture of plastic articles for the packing of goods
-0.2	-1.0	0.1	1.8	0.8	1.1	0.2	-1.4	0.4	-0.3	0.9	-0.3	-0.6	-1.3	-0.2	Manufacture of builders' plastics ware
0.2	0.3	-0.2	-2.5	0.3	-0.1	-0.1	-0.6	-0.3	-0.4	-0.1	-1.9	0.1	-0.05	-0.2	Manufacture of plastic tableware, kitchenware and toilet articles
0.1	6.2	-4.7	-0.9	0.02	2.7	-1.5	0.7	-0.8	-0.1	1.0	-0.1	0.2	6.0	-0.6	Manufacture of diverse plastic products n.e.c.
0.8	-2.9	3.5	0.2	-1.5	-1.2	-0.7	-0.9	-0.6	-0.1	0.6	-0.5	-0.7	1.1	0.8	Manufacture of glass and glass products

Kod Kumpulan Group code	Keterangan Kumpulan/Tempoh	2024				2025		2024				
		Q1	Q2	Q3	Q4	Q1	Q2	Jan.	Feb.	Mac	Apr.	Mei
239	Pembuatan pengeluaran galian bukan logam t.t.t.l.	-4.3	0.5	2.6	0.3	-0.4	0.8	-2.4	-1.7	-0.2	0.7	-0.4
23911	Pembuatan mortar refraktori dan konkrit &	-8.1	-2.8	0.1	5.0	-1.2	-2.3	-5.5	-1.9	-0.8	-0.6	-2.5
23921	Pembuatan seramik bukan refraktori	-2.3	-1.7	1.1	-4.6	-0.02	-2.9	-1.7	-1.7	1.1	-1.3	-0.3
23930	Pembuatan produk porselin dan seramik lain	-3.0	-0.6	4.1	0.8	1.6	-1.3	0.9	-0.3	-3.6	0.03	-0.2
23941	Pembuatan simen hidrolik	-5.4	1.9	3.3	1.1	-3.8	2.0	0.2	-6.0	0.5	-0.04	1.1
23951	Pembuatan konkrit dan mortar siap bancuh dan banchuan kering	-6.2	1.2	0.9	-0.6	1.1	1.9	-6.3	-0.4	0.6	1.9	-1.4
23952	Pembuatan konkrit pratuangan, simen atau artikel batu buatan yang digunakan dalam pembinaan;	-0.5	-0.7	11.4	-0.1	-0.5	2.1	1.1	-0.2	-1.4	-0.3	2.4
23953	Pembuatan komponen struktur pasang siap untuk bangunan atau kejuruteraan awam dari simen, batu atau konkrit buatan	2.5	2.0	-0.2	-0.2	0.1	0.4	2.7	-0.03	-0.1	1.7	-0.6
23959	Pembuatan artikel konkrit, simen dan plaster lain t.t.t.l.											
23990	Pembuatan produk mineral bukan logam lain t.t.t.l. Industri lain											
241 (24101 & 24102 & 24103 & 24104 & 24109)	Pembuatan besi dan keluli asas	0.6	0.0	2.5	0.2	-0.7	-0.8	0.9	-1.3	1.0	-0.2	-0.02
242 (24201 & 24202 & 24209)	Pembuatan logam asas berharga dan logam bukan ferus lain	0.2	-0.8	-2.4	-0.2	0.7	-0.8	1.2	-0.7	-0.3	-0.3	-0.2
243	Pengacuan logam	4.0	-4.3	2.9	0.2	4.5	-1.7	2.6	2.0	-0.6	-0.2	-0.7
251 & 252	Pembuatan produk struktur logam, tangki, takungan, penjana wap, senjata dan peluru	1.0	0.3	0.6	0.4	2.7	0.8	0.2	-0.4	1.2	-0.2	-0.5
25113	Pembuatan pintu, tingkap dan bingkai, penutup tingkap dan pintu pagar daripada logam	0.7	0.3	2.2	1.7	3.6	0.7	-0.4	-0.4	1.5	-0.02	-1.1
25119	Pembuatan produk struktur logam lain	1.7	1.2	-5.1	-2.9	0.1	2.5	1.8	0.2	-0.4	0.2	1.0
25120	Pembuatan tangki, takungan dan kontena daripada logam Industri lain	1.7	-0.9	-0.4	-2.4	0.6	-0.7	1.2	-1.2	1.7	-1.6	0.9
259	Pembuatan lain-lain produk yang direka daripada logam; aktiviti perkhidmatan kerja logam	1.4	-1.8	2.3	0.4	-0.6	-2.0	1.1	-0.1	0.4	-0.7	0.2
25910	Tempaan, tekanan, hentakan dan bentuk gelekkan logam; serbuk metalurgi	-2.6	-1.6	8.1	0.0	-2.3	-0.02	-0.1	-2.9	0.4	-0.2	0.2
25920	Rawatan dan penyalutan logam; menggunakan mesin	5.4	-8.0	-11.4	0.0	-0.7	-6.3	1.8	0.1	3.4	-4.5	-1.3
25991	Pembuatan tin untuk produk makanan dan minuman, tiub dan kotak boleh dilipat	3.9	-0.6	8.9	0.7	1.2	-0.8	4.9	-1.8	0.9	-0.8	0.5
25992	Pembuatan kabel, plaited bands (jalur/pita berpintal) dan artikel seumpamanya daripada logam	1.9	-1.3	0.9	-1.5	-0.8	-1.1	2.3	0.1	-0.4	-0.3	0.1
25993	Pembuatan bolt, skru, nat dan produk uliran seumpamanya	-1.5	-7.0	1.1	11.1	-2.3	-1.3	-0.4	0.1	-1.2	-1.0	0.0
25994	Pembuatan barangan rumah daripada logam	0.9	-0.4	4.0	1.4	-0.3	-2.7	0.4	0.3	0.3	0.5	0.6
25999	Pembuatan produk lain yang direka daripada logam t.t.t.l. Industri lain	3.8	0.9	-0.2	-1.0	1.5	-3.2	0.2	4.4	-0.7	-1.2	1.1
261	Pembuatan komponen dan papan elektronik	-3.7	2.4	-0.6	-0.2	-2.4	2.5	-1.4	-1.7	-0.6	1.2	0.7
26101	Pembuatan diod, transistor dan alatan semikonduktor yang seumpamanya	-3.2	1.6	-0.4	0.2	-3.1	2.2	-1.5	-1.4	-0.3	1.6	0.1
26102	Pembuatan litar elektronik bersepadu dengan pemasangan mikro	-4.8	3.7	-0.6	-0.6	-2.3	3.3	-1.6	-2.3	-1.0	1.0	1.8
26103	Pembuatan kapasitor dan perintang elektrik											
26104	Pembuatan papan litar bercetak											
26105	Pembuatan komponen paparan											
26109	Pembuatan komponen lain untuk aplikasi elektronik	-0.5	0.4	-1.9	-1.1	2.6	-0.8	0.4	0.1	-0.9	-0.6	0.2
262 (26201 & 26202)	Pembuatan komputer dan kelengkapan peranti	0.7	2.0	1.8	2.3	0.4	0.5	-0.4	0.3	0.7	-0.3	1.3
263/ 26300	Pembuatan peralatan komunikasi	-0.9	2.1	2.8	0.3	1.0	2.5	-0.8	-0.5	0.4	1.1	1.1
264/ 26400	Pembuatan peralatan elektronik pengguna	-1.8	0.7	4.9	0.8	-3.4	2.5	-1.8	-0.3	0.3	-1.6	2.5
265	Pembuatan kelengkapan mengukur, menguji, memandu arah dan kawalan; jam tangan dan jam	1.0	4.1	-1.1	0.8	-1.0	2.8	0.4	0.4	0.2	0.1	1.7
26511	Pembuatan kelengkapan mengukur, menguji, memandu arah dan kawalan	0.7	5.1	-2.2	1.4	-0.2	4.0	0.5	0.4	-0.2	0.5	1.9
26512	Pembuatan kelengkapan kawalan proses perindustrian	2.1	0.8	2.8	-1.5	-3.9	-1.8	0.1	0.2	1.7	-1.2	0.9
26520	Pembuatan jam tangan dan jam dan bahagiannya											
266/ 26600	Pembuatan peralatan penyinaran, perubahan elektro dan elektroterapeutik	-3.7	0.2	3.1	1.1	-2.9	-0.6	-3.4	-0.3	0.02	-0.3	0.3

2025															Group Description/Period
Jun	Jul.	Ogo.	Sep.	Okt.	Nov.	Dis.	Jan.	Feb.	Mac	Apr.	Mei	Jun	Jul.	Ogo.	
0.1	1.6	0.3	0.7	0.4	0.2	-0.3	0.4	-1.1	0.3	1.0	-0.3	0.2	-0.3	0.5	Manufacture of non-metallic mineral products
															<i>Manufacture of refractory mortars and concretes</i>
0.3	-0.8	-0.2	1.1	4.1	1.0	-0.2	-1.2	-0.4	0.4	-0.2	-2.7	0.5	-2.0	-0.4	<i>Manufacture of non-refractory ceramic</i>
-0.1	2.4	2.6	-3.7	-1.7	-1.4	-1.5	-0.5	1.3	-0.8	-0.7	-0.7	-1.6	-0.1	-2.0	<i>Manufacture of other porcelain and ceramic products</i>
-0.5	4.9	-0.1	-0.6	0.7	-0.2	0.3	1.2	-0.3	0.7	-0.3	-0.1	-0.9	-0.3	0.2	<i>Manufacture of hydraulic cement</i>
0.8	1.9	0.0	1.4	0.8	0.2	0.1	2.1	-6.2	0.4	1.4	0.2	0.5	3.0	1.7	<i>Manufacture of ready-mix and dry-mix concrete and mortars</i>
															<i>Manufacture of precast concrete, cement or artificial stone articles for use in construction</i>
0.7	-0.1	0.1	0.9	0.01	-0.2	-0.4	0.3	0.4	0.4	2.2	-0.8	0.4	-1.6	1.1	<i>Manufacture of prefabricated structural components for building or civil engineering of cement, concrete or artificial stone</i>
															<i>Manufacture of other articles of concrete, cement and plaster n.e.c.</i>
-2.7	6.0	3.2	1.8	-0.9	0.8	-0.04	0.04	-0.6	0.02	-0.6	2.7	-0.04	0.2	-0.2	<i>Manufacture of other non-metallic mineral products n.e.c.</i>
0.9	1.4	-1.9	0.2	-0.2	1.4	-1.4	-0.5	0.7	-0.1	0.8	-0.9	0.5	-0.7	-0.1	<i>Other industry</i>
0.2	-0.4	0.8	2.2	-0.1	0.03	0.3	0.5	-1.0	-0.2	-0.3	-0.9	0.4	0.1	-0.3	Manufacture of basic iron and steel
-0.3	-0.9	-1.2	-0.4	-0.4	-0.2	0.4	0.6	0.4	-0.3	0.5	-0.5	-0.7	-0.3	-1.5	Manufacture of basic precious and other non-ferrous metals
-3.4	4.1	-1.8	0.6	1.3	-0.6	-0.4	3.0	0.4	1.1	-0.1	0.1	-1.7	4.6	0.2	Casting of metals
1.0	-0.02	1.1	-0.5	-0.3	-1.6	2.3	0.9	-0.8	2.6	0.2	-0.3	0.9	-0.2	2.1	Manufacture of structural metal products, tanks, reservoirs , steam generators , weapons and ammunition
															<i>Manufacture of metal doors, windows and their frames, shutters and gates</i>
1.5	-0.1	3.9	-1.4	0.4	-2.1	3.5	0.5	-0.8	4.0	-0.5	-0.3	1.5	-0.2	3.0	<i>Manufacture of other structural metal products</i>
-0.04	0.3	-9.7	4.8	-1.9	-0.3	-0.7	1.3	0.0	-1.2	3.0	-0.2	-0.2	-0.6	0.4	<i>Manufacture of tanks, reservoirs and containers of metal</i>
-0.2	0.2	0.9	-1.5	-1.9	-0.4	-0.1	2.3	-1.2	-0.5	0.7	-0.5	-0.9	0.5	-1.0	<i>Other industry</i>
-1.3	0.5	2.2	-0.4	-0.5	-0.2	1.1	0.02	0.1	-0.7	-0.2	-0.2	-1.6	1.1	2.2	Manufacture of other fabricated metal products; metal working service activities
															<i>Forging, pressing, stamping and roll-forming of metal; powder metallurgy</i>
-1.7	3.2	3.7	1.0	-0.7	-1.0	1.8	1.2	-0.1	-3.4	1.3	0.1	-1.4	3.0	3.1	<i>Treatment and coating of metals; machining</i>
-2.4	-1.3	-9.5	-0.8	-1.4	0.1	1.2	-0.4	0.2	-0.5	-4.8	-1.9	0.3	-1.7	-10.0	<i>Manufacture of tins and cans for food products, collapsible tubes and boxes</i>
-0.3	1.4	9.1	-1.6	1.6	-1.1	0.3	1.0	0.1	0.1	-0.2	-0.2	-0.4	1.8	10.0	<i>Manufacture of metal cable, plaited bands and similar articles</i>
															<i>Manufacture of bolts, screws, nuts and similar threaded products</i>
-1.1	-1.8	3.7	-1.0	-1.1	0.05	-0.4	0.1	-0.4	-0.5	-0.5	-0.1	-0.4	-1.9	3.7	<i>Manufacture of metal household articles</i>
-6.1	-0.5	-0.3	1.9	1.5	9.5	-0.03	-0.7	-0.2	-1.4	1.1	-2.1	-0.2	-0.3	-0.8	<i>Manufacture of any other fabricated metal products n.e.c.</i>
-1.5	0.1	4.1	-0.2	-0.9	-0.5	2.9	-1.0	0.4	0.4	0.7	0.2	-3.6	2.4	3.8	<i>Other industry</i>
1.0	1.7	-0.3	-1.6	-0.1	-0.8	-0.1	-0.2	1.0	0.6	-1.2	0.1	-2.2	1.6	-1.1	<i>Other industry</i>
0.4	-3.3	-0.4	3.2	0.5	-0.2	-0.4	-1.9	-0.8	0.2	1.5	0.7	0.3	-2.4	-0.7	Manufacture of electronic components and boards
															<i>Manufacture of diodes, transistors and similar semiconductor devices</i>
-0.1	-3.6	-1.3	4.6	0.4	-0.3	0.2	-2.5	-1.6	0.9	1.7	-0.1	0.6	-3.2	-1.2	<i>Manufacture of electronic integrated circuits micro assemblies</i>
															<i>Manufacture of electrical capacitors and resistors</i>
0.9	-3.4	1.0	1.9	0.7	-0.1	-1.2	-1.6	0.2	-0.8	1.5	1.9	-0.04	-1.6	0.2	<i>Manufacture of printed circuit boards</i>
															<i>Manufacture of display components</i>
0.8	0.2	-1.5	-0.7	-0.2	-0.3	-0.6	1.2	0.2	1.2	-0.1	-0.3	-0.4	-0.2	-2.1	<i>Manufacture of other components for electronic applications</i>
1.0	-0.5	1.9	0.4	0.8	1.3	0.2	-0.9	0.01	1.3	-0.4	1.5	-0.6	-0.8	1.8	Manufacture of computers and peripheral equipment
-0.1	-1.5	4.2	0.1	0.7	0.4	-0.7	0.6	-0.2	0.6	0.7	0.4	1.3	0.1	-0.3	Manufacture of communication equipment
-0.1	0.4	-0.6	5.2	-0.7	5.2	-3.5	-1.5	-0.5	-1.4	-1.9	2.7	1.7	-1.5	-1.2	Manufacture of consumer electronics
2.3	-2.6	-1.6	3.2	1.0	0.02	-0.3	-1.0	0.2	-0.2	0.7	-0.1	2.1	-1.8	-2.0	Manufacture of measuring, testing, navigating and control equipment; watches and clocks
															<i>Manufacture of measuring, testing, navigating and control equipment</i>
2.6	-3.3	-1.8	3.0	1.6	0.02	-0.2	-0.6	0.3	0.1	1.5	0.1	2.4	-2.5	-2.4	<i>Manufacture of industrial process control equipment</i>
1.0	-0.02	-1.0	3.9	-1.0	-0.01	-0.5	-2.3	-0.2	-1.4	-2.1	-0.9	1.2	1.1	-0.5	<i>Manufacture of watches and clocks and parts</i>
0.3	-4.5	4.4	3.4	0.6	0.2	0.2	-2.2	0.2	-0.9	-0.5	-0.3	0.2	-2.1	4.7	Manufacture of irradiation, electromedical and electrotherapeutic equipment

Kod Kumpulan Group code	Keterangan Kumpulan/Tempoh	2024				2025		2024				
		Q1	Q2	Q3	Q4	Q1	Q2	Jan.	Feb.	Mac	Apr.	Mei
267 (26701 & 26702) & 268 (26800)	Pembuatan peralatan optikal, kelengkapan fotografi, media magnetik dan optikal	-1.0	-2.0	-3.0	-1.3	1.7	0.5	-4.0	0.7	2.4	1.3	-2.3
271	Pembuatan motor elektrik, penjana, transformer dan perkakasan pengagihan dan pengawalan elektrik	-1.7	-0.5	4.3	-0.7	-0.2	-1.0	0.05	-1.7	-0.1	-0.3	0.7
	27101 Pembuatan motor elektrik, penjana dan transformer	0.5	0.6	3.6	-3.5	0.8	-0.2	-0.1	-0.1	0.7	0.3	0.8
	27102 Pembuatan perkakasan pengagihan dan pengawalan elektrik	-3.3	-1.3	4.8	1.5	-1.0	-1.6	0.1	-2.8	-0.7	-0.7	0.5
272/ 27200	Pembuatan bateri dan akumulator	1.2	-0.9	-2.5	-1.8	-3.4	-2.7	0.1	1.3	-0.2	-0.2	0.4
273	Pembuatan pendawaian dan peranti pendawaian	1.9	-1.1	1.4	1.9	2.0	-1.1	1.9	-0.2	0.2	0.02	0.0
	27310 Pembuatan kabel gentian optikal	-0.04	5.8	-2.4	2.9	1.2	4.6	0.1	-0.5	0.4	2.1	1.4
	27320 Pembuatan wayar dan kabel elektronik dan elektrik lain	2.2	-1.6	1.5	2.2	2.1	-1.4	2.1	-0.2	0.3	-0.1	-0.1
	27330 Pembuatan alatan pendawaian pembawa dan bukan pembawa arus untuk litar elektrik (tanpa mengira jenis bahan)	-0.6	1.6	1.8	-2.2	0.6	-0.6	0.8	-0.4	-1.1	0.7	0.0
274/ 27400	Pembuatan kelengkapan pencahayaan elektrik	1.9	0.2	1.6	0.9	-7.0	0.6	1.1	-2.6	3.5	-2.6	1.0
275/ 27500	Pembuatan perkakasan domestik	4.7	-1.9	-8.5	-1.1	2.5	-1.0	0.6	-1.1	5.2	-0.6	-0.1
279/ 27900	Pembuatan kelengkapan elektrik lain	-1.0	-0.6	2.2	2.1	-0.3	0.5	0.3	-1.0	-0.4	-0.3	0.1
281 & 282	Pembuatan jentera kegunaan umum dan kegunaan khas	1.0	1.3	-0.5	-0.5	0.9	1.2	0.8	1.3	-1.0	0.1	-0.7
	28120 Pembuatan alat-alat kuasa bendalir &	-6.1	-1.4	-1.1	-6.9	-1.2	3.1	-5.5	-0.1	-0.6	0.3	0.4
	28130 Pembuatan pam, pemampat, kepala paip dan injap lain											
	28180 Pembuatan alatan tangan yang menggunakan kuasa dilengkapkan dengan motor elektrik atau bukan motor elektrik atau pneumatik &	0.7	3.6	-4.0	0.9	0.1	-0.7	1.9	3.0	-4.0	0.4	-0.5
	28220 Pembuatan jentera pembentukan logam dan alatan mesin											
	28192 Pembuatan mesin penyaman udara, termasuk untuk kenderaan bermotor	1.9	-3.5	-0.7	0.6	1.7	-6.1	2.2	0.1	-0.3	2.4	-5.7
	28290 Pembuatan lain-lain mesin bertujuan khas t.t.t.l. Industri lain	1.2	0.5	0.2	1.4	1.9	0.4	0.3	0.5	0.5	-0.6	0.7
		2.0	1.6	1.2	-0.9	1.1	3.3	0.9	1.0	-0.03	-0.4	-0.1
291 (29101 & 29102)	Pembuatan kenderaan bermotor	-3.6	-0.6	2.8	-0.2	-3.4	-1.9	0.1	-0.3	-3.5	0.1	-0.9
292/ 29200	Pembuatan kerangka (coachwork) untuk kenderaan bermotor; pembuatan treler dan semi treler	-3.7	-2.6	12.2	-0.6	-2.4	-1.3	-1.9	-0.9	-1.0	-0.4	0.1
293/ 29300	Pembuatan alat ganti dan aksesori untuk kenderaan bermotor	-2.6	5.1	-2.1	0.3	-3.4	8.2	1.0	-1.0	-2.6	6.7	-0.9
301 (30110 & 30120)	Pembinaan kapal dan bot	-0.7	-1.5	-0.9	1.8	-2.6	0.1	0.9	-0.1	-1.5	-1.2	-0.3
302, 303, 304 & 309	Pembuatan lokomotif keretapi, rolling stock, kapal angkasa dan udara, jentera berkaitan, kenderaan tempur ketenteraan, dan kelengkapan pengangkutan t.t.t.l.	1.4	0.8	1.6	-0.7	1.2	-0.4	1.0	-0.4	0.8	0.1	0.8
	30910 Pembuatan motosikal	1.8	-0.6	4.9	1.1	2.3	0.5	-0.4	-0.4	2.6	0.2	-0.6
	30920 Pembuatan basikal dan invalid carriages Industri lain	-5.9	8.9	3.5	2.0	-4.9	2.5	-2.3	-2.0	-1.7	0.1	5.0
		1.8	1.2	-1.5	-2.7	0.9	-1.6	2.5	-0.3	-0.4	0.1	1.7
310	Pembuatan perabot	1.7	-0.1	-0.1	0.2	0.6	0.9	0.8	0.5	0.4	2.0	-0.2
	31001 Pembuatan perabot kayu dan rotan Industri lain	1.1	0.2	0.3	0.7	-0.2	0.9	0.0	0.4	0.6	2.4	-0.1
		3.9	-0.8	-1.5	-1.3	3.1	0.9	3.4	0.6	-0.1	0.5	-0.8
321 (32110 & 32120)	Pembuatan barang kemas, bijouterie dan artikel berkaitan	1.1	-4.6	-5.5	-6.7	3.9	-7.5	0.5	-2.6	3.2	-1.9	1.2
322, 325 & 329	Pembuatan instrumen muzik, peralatan dan bekalan perubatan dan pergigian dan pembuatan lain t.t.t.l.	0.3	-0.5	3.8	0.1	2.2	-1.1	-0.5	0.9	-0.1	-0.8	0.01
	32901 Pembuatan alat tulis Industri lain	-1.6	-2.3	6.2	-0.7	0.7	2.5	-1.9	0.6	-0.3	0.5	-3.2
		0.8	0.01	3.2	0.4	2.6	-2.0	-0.1	1.0	-0.01	-1.2	0.9
323/ 32300	Pembuatan barangan sukan	11.5	1.3	-16.9	-2.4	6.9	1.1	2.3	0.3	8.7	2.2	0.7
324/ 32400	Pembuatan permainan dan mainan	-0.7	0.2	-1.1	1.6	-0.5	-1.5	-1.3	0.7	-0.1	-0.6	0.6
331 & 332	Pembaikan pemasangan produk logam, jentera, kelengkapan dan pemasangan jentera perindustrian dan kelengkapan	1.3	-1.5	-0.1	0.5	2.6	-0.9	1.4	-0.5	0.4	-0.6	0.1
	33150 Pembaikan dan penyelenggaraan kelengkapan pengangkutan kecuali motosikal dan basikal Industri lain	4.2	-1.1	-2.0	-1.4	2.5	2.1	3.0	0.5	0.6	0.4	-2.0
		0.8	-1.6	0.3	0.9	2.7	-1.5	1.1	-0.7	0.4	-0.8	0.5
	Jumlah Pembuatan	-0.5	0.3	0.9	0.3	-0.4	0.2	-0.1	-0.3	-0.1	0.4	0.2

2025															Group Description/Period
Jun	Jul.	Ogo.	Sep.	Okt.	Nov.	Dis.	Jan.	Feb.	Mac	Apr.	Mei	Jun	Jul.	Ogo.	
-0.9	-2.4	-1.4	0.9	-0.8	-0.2	-0.3	-0.1	0.4	1.4	0.6	0.1	-0.1	-0.4	0.04	Manufacture of optical instruments, photographic equipment, magnetic and optical media
-0.8	3.9	0.7	-0.3	1.9	-2.4	-0.2	-0.3	0.3	-0.2	-0.6	0.2	-0.6	3.0	0.7	Manufacture of electric motors, generators, transformers and electricity distribution and control apparatus
-0.5	0.8	2.9	-0.2	-0.7	-2.5	-0.4	0.3	0.1	0.5	0.1	0.4	-0.6	-2.4	1.6	Manufacture of electric motors, generators and transformers
-1.1	6.4	-1.0	-0.5	4.0	-2.3	0.0	-0.7	0.5	-0.8	-1.1	0.1	-0.6	7.1	0.1	Manufacture of electricity distribution and control apparatus
-1.1	-1.3	0.5	-1.7	-0.2	-0.4	-1.2	3.2	-0.7	-5.7	-0.6	-0.7	-1.4	-2.5	-1.5	Manufacture of batteries and accumulators
-1.1	-0.9	2.0	0.3	2.2	-0.1	-0.2	1.4	0.2	0.3	1.4	-1.1	-1.4	0.5	0.1	Manufacture of wiring and wiring devices
2.1	-1.9	-0.8	0.2	2.3	0.5	0.1	0.01	0.9	0.2	1.0	1.7	1.9	-2.1	-0.3	Manufacture of fibre optic cables
-1.4	-0.6	1.8	0.4	2.4	0.1	-0.3	1.6	0.2	0.3	1.5	-1.2	-1.7	0.7	-0.4	Manufacture of other electronic and electric wires and cables
0.9	-4.2	6.7	-0.4	0.0	-3.7	1.5	0.0	0.0	0.6	-0.9	-0.3	0.6	0.0	7.7	Manufacture of current-carrying and non current-carrying wiring devices for electrical circuits regardless of material
1.9	2.1	-0.6	0.1	1.0	0.1	-0.2	-2.7	-2.8	-1.7	-0.2	-0.4	1.2	2.7	-1.9	Manufacture of electric lighting equipment
-1.2	-2.1	-1.8	-4.7	-0.3	-0.8	-0.03	1.6	-0.2	1.0	0.4	0.0	-1.4	-2.8	-1.1	Manufacture of domestic appliances
-0.4	-0.6	2.6	0.2	0.4	1.2	0.5	0.3	-0.4	-0.1	-0.2	-0.1	0.9	-0.5	-1.0	Manufacture of other electrical equipment
1.9	0.2	-0.2	-0.4	0.2	0.3	-1.0	0.4	1.6	-1.1	0.2	-1.2	2.1	0.3	-0.4	Manufacture of general-purpose and special-purpose machinery
-2.0	0.6	0.1	-1.8	1.3	-0.9	-7.3	-0.3	0.1	-0.9	0.1	1.0	2.0	-0.4	-1.1	Manufacture of fluid power equipment
3.8	-1.0	-1.6	-1.5	0.8	1.2	-1.1	1.8	2.9	-4.4	0.3	-4.3	3.4	-1.2	-2.3	Manufacture of other pumps, compressors, taps and valves
-0.1	-1.3	-1.0	1.6	0.3	-0.1	0.3	-0.3	2.3	-0.2	-0.4	-0.4	-5.4	0.3	-0.3	Manufacture of power-driven hand tools with self-contained electric or non-electric motor or pneumatic drives
0.4	0.4	-1.7	1.6	1.0	0.3	0.1	2.1	0.01	-0.1	-0.7	0.4	0.6	0.4	1.2	Manufacture of metal-forming machinery and machine tools
2.1	0.9	0.7	-0.5	-0.4	0.1	-0.5	-0.3	1.3	0.1	0.5	-0.4	3.2	1.1	0.1	Manufacture of air-conditioning machines, including for motor vehicles
0.2	1.9	1.9	-1.0	2.2	-0.2	-2.2	-0.2	0.7	-3.9	0.7	-2.3	-0.3	2.5	-0.2	Manufacture of motor vehicles
-2.4	1.3	11.1	-0.2	-2.2	0.5	1.1	-0.5	0.1	-2.0	-0.7	0.7	-1.3	-0.4	11.9	Manufacture of bodies (coachwork) for motor vehicles; manufacture of trailers and semi-trailers
-0.6	0.6	-2.4	-0.3	0.9	-1.1	0.5	-0.1	-0.7	-2.7	6.9	-0.9	2.1	1.0	-2.6	Manufacture of parts and accessories for motor vehicles
-0.01	-0.6	-0.5	0.2	-0.8	-0.3	2.9	1.3	-2.4	-1.5	-0.1	0.4	-0.3	-0.1	-2.0	Building of ships and boats
-0.2	2.8	-2.8	1.7	-1.3	1.1	-0.5	0.3	0.4	0.5	-0.5	0.7	-0.5	2.5	-1.4	Manufacture of railway locomotives, rolling stock, air and spacecraft, related machinery, military fighting vehicles and transport equipment n.e.c
-0.1	7.1	-5.7	3.8	-1.5	2.4	0.2	-0.6	-0.2	3.2	-0.4	1.2	-0.2	3.8	-1.2	Manufacture of motorcycles
3.6	1.8	1.4	0.3	1.2	1.1	-0.3	-2.7	-0.3	-2.0	-0.8	3.2	0.1	-0.5	-0.2	Manufacture of bicycles and invalid carriages
-0.7	-0.8	-0.6	-0.01	-1.4	-0.1	-1.2	1.6	1.1	-1.8	-0.6	0.01	-0.9	1.6	-1.8	Other industry
-1.8	-1.0	0.9	-0.02	1.0	-1.0	0.3	0.2	0.6	-0.2	1.8	0.0	-0.8	-0.7	0.4	Manufacture of furniture
-2.2	-1.3	1.8	-0.1	1.2	-1.0	0.5	-0.1	0.7	-0.7	1.7	0.4	-1.1	-0.8	0.4	Manufacture of wooden and cane furniture
-0.4	0.2	-1.8	0.2	0.5	-1.1	-0.7	1.2	0.5	1.3	2.2	-1.3	-0.03	-0.2	0.1	Other industry
-3.9	-4.6	0.3	-1.2	1.2	0.0	-7.9	-0.4	0.4	3.9	-2.3	-0.8	-4.6	-4.7	0.8	Manufacture of jewellery, bijouterie and related articles
0.3	3.4	0.03	0.4	0.2	0.1	-0.2	0.3	1.7	0.2	-0.7	-0.9	0.5	3.3	-1.3	Manufacture of musical instruments, medical and dental instruments and supplies and other manufacturing n.e.c.
0.4	1.5	4.1	0.6	-1.0	0.1	0.2	0.1	0.8	-0.3	0.2	0.6	1.7	2.0	-1.8	Manufacture of stationery
0.3	3.9	-1.0	0.3	0.6	0.1	-0.3	0.3	2.0	0.3	-1.0	-1.3	0.2	3.7	-1.2	Other industry
-1.6	0.5	-16.5	-1.1	-1.3	-0.6	-0.6	1.2	0.1	5.6	0.0	-0.4	1.6	-0.3	0.1	Manufacture of sports goods
0.2	0.4	-0.2	-1.4	2.0	0.2	-0.6	-0.6	0.6	-0.6	-0.6	-0.2	-0.7	1.8	0.4	Manufacture of games and toys
-0.9	1.1	0.8	-1.9	0.7	-0.7	0.6	1.9	0.5	0.2	-0.4	0.6	-1.1	1.7	-0.2	Repair of fabricated metal products, machinery and equipment and installation of industrial machinery and equipment
0.6	0.7	0.2	-2.9	-2.0	0.4	0.1	2.6	0.7	-0.8	0.5	1.7	-0.2	4.2	-0.2	Repair and maintenance of transport equipment except motorcycles and bicycles
-1.3	1.2	0.9	-1.8	1.2	-0.9	0.6	1.8	0.5	0.4	-0.6	0.4	-1.3	1.2	-0.2	Other industry
-0.3	-0.01	0.4	0.5	0.4	0.1	-0.1	-0.2	-0.1	-0.2	0.5	-0.1	-0.3	0.2	0.2	Total Manufacturing

Jadual **1.6a** : Gaji dan Upah yang Dibayar Sektor Pembuatan Mengikut Kumpulan
 Table : *Salaries and Wages Paid of Manufacturing Sector by Group*

Kod Kumpulan Group code	Keterangan Kumpulan/Tempoh	2023	2024	2024		
				Q1	Q2	Q3
101	Pemprosesan dan pengawetan daging	426	427	103	104	108
102	Pemprosesan dan pengawetan ikan, krustasea dan moluska	476	478	118	116	122
	10201 Pengetinan ikan, krustasea dan moluska	385	376	93	92	96
	10202 Pemprosesan dan pengawetan ikan, krustasea dan moluska Industri lain	91	102	25	24	27
103	Pemprosesan dan pengawetan buah-buahan dan sayur - sayuran	224	215	56	55	53
	10303 Pengetinan nanas	15	15	4	4	4
	10304 Pembuatan jem, marmalad dan sajian jeli Industri lain	208	201	53	52	50
104	Pembuatan minyak dan lemak daripada sayuran dan haiwan	3,192	3,413	827	852	850
	10404 Pembuatan minyak sayuran mentah dan bertapis	218	224	54	54	57
	10406 Pembuatan sebatian lemak masakan	115	121	30	30	31
	10405 Pembuatan minyak kelapa Industri lain	2,859	3,067	742	768	762
105	Pembuatan produk tenusu	922	1,003	247	247	247
	10502 Pembuatan susu pekat, tepung dan sejat Industri lain	814	891	220	218	220
		107	112	27	29	28
106	Pembuatan produk bijian, kanji dan produk berkanji	384	350	90	86	86
	10611 Pengilangan beras	186	172	45	43	43
	10613 Pengilangan tepung Industri lain	173	153	39	36	38
		25	24	6	6	6
107	Pembuatan produk makanan lain	4,498	4,620	1,155	1,124	1,149
	10711 Pembuatan biskut dan cookies	429	454	107	109	118
	10712 Pembuatan roti, kek dan produk bakeri lain	995	1,029	249	253	260
	10713 Pembuatan produk snek	250	285	69	70	71
	10721 Pembuatan gula	71	78	19	19	18
	10731 Pembuatan produk koko	97	96	23	25	25
	10732 Pembuatan coklat dan produk coklat	405	395	104	94	93
	10733 Pembuatan konfeksi gula	10793	518	130	121	129
	10793 Pembuatan sos dan bahan perasa	564	534	139	130	128
	10799 Pembuatan produk makanan lain t.t.t.l. Industri lain	1,258	1,230	315	304	307
108/10800	Pembuatan makanan haiwan tersedia	1,141	1,137	279	271	285
110	Pembuatan minuman ringan	573	615	151	149	149
	11041 Pembuatan minuman ringan	408	436	105	105	105
	11042 Pengeluaran air mineral semulajadi dan minuman lain yang dibotolkan Industri lain	128	132	34	32	33
		36	47	12	12	11
120/12000	Pembuatan produk tembakau	66	66	17	15	16
131	Pemintalan, penenunan dan penyiapan tekstil	345	355	85	89	90
	13110 Penyediaan dan pemintalan gentian tekstil	238	248	59	62	63
	13120 Penenunan tekstil	98	98	24	24	24
	13132 Pewarnaan, pelunturan, percetakan dan penyiapan akhir benang dan fabrik Industri lain	9	8	2	2	2
139	Pembuatan tekstil lain	361	365	91	91	91
	13910 Pembuatan fabrik dikait dan dikrusye Industri lain	100	96	24	25	24
		261	268	67	66	67
141	Pembuatan pakaian, kecuali pakaian berbulu	939	948	245	233	227
	14102 Pembuatan pakaian Industri lain	636	670	174	163	159
		303	278	71	71	68
142 & 143	Pembuatan artikel daripada kulit bulu dan pakaian yang dikait dan dikrusye	25	26	6	6	6
151 (15110 & 15120)	Penyamakan dan pembersihan kulit, pembuatan bagasi, beg tangan, pelana dan abah-abah pembersihan dan pewarnaan bulu	129	136	32	34	34
152	Pembuatan kasut	214	218	56	53	53
	15201 Pembuatan kasut kulit	149	141	36	35	34
	15203 Pembuatan kasut getah Industri lain	65	77	20	18	19
161/16100	Pengilangan dan pengetaman kayu	526	562	136	136	143

2025		2024		2025		Group Description/Period
Q4	Q1	Q2	(Jan. - Ogo.)	(Jan. - Ogo.)		
113	114	121	277	318		Processing and preserving of meat
122	120	118	314	319		Processing and preserving of fish, crustaceans and molluscs
96	96	96	248	258		Canning of fish, crustaceans and molluscs
26	25	22	67	62		Processing, curing and preserving of fish, crustacean and molluscs
50	52	52	148	139		Other industry
4	4	4	10	10		Processing and preserving of fruits and vegetable
47	48	48	138	129		Pineapple canning
884	879	870	2,246	2,342		Manufacture of jams, marmalades and table jellies
59	65	60	146	162		Other industry
30	33	34	81	91		Manufacture of vegetable and animal oils and fats
795	782	776	2,019	2,089		Manufacture of crude and refined vegetable oil
262	266	265	659	706		Manufacture of compound cooking fats
233	236	234	585	626		Manufacture of coconut oil
28	30	31	74	81		Other industry
88	93	87	232	238		Manufacture of dairy products
42	44	42	117	114		Manufacture of condensed, powdered and evaporated milk
40	43	39	100	109		Other industry
6	6	6	16	15		Manufacture of grain mill products, starches and starch products
1,192	1,169	1,151	3,035	3,098		Rice milling
120	114	118	294	317		Flour milling
268	256	258	672	684		Other industry
73	76	73	187	200		Manufacture of other food products
22	20	21	50	55		Manufacture of biscuits and cookies
24	26	24	64	66		Manufacture of bread, cakes and other bakery products
104	104	94	259	260		Manufacture of snack products
139	133	132	334	353		Manufacture of sugar
137	128	127	352	339		Manufacture of cocoa products
305	312	305	823	825		Manufacture of chocolate and chocolate products
303	271	272	738	725		Manufacture of sugar confectionery
166	164	159	398	429		Manufacture of sauces and condiments
121	116	112	279	301		Manufacture of other food products n.e.c.
33	36	35	88	94		Other industry
12	12	12	31	34		Manufacture of prepared animal feeds
18	17	16	43	44		Manufacture of prepared animal feeds
92	88	90	233	237		Manufacture of beverages
64	61	63	163	166		Manufacture of soft drinks
26	25	25	64	66		Production of natural mineral waters and other bottled waters
2	2	2	6	6		Other industry
92	91	92	243	245		Manufacture of tobacco products
23	22	23	65	61		Manufacture of tobacco products
68	69	70	177	185		Spinning, weaving and finishing of textiles
243	247	235	628	633		Preparation and spinning of textile fibres
175	184	172	441	466		Weaving of textiles
69	63	63	187	167		Dyeing, bleaching, printing and finishing of yarns and fabrics
6	7	7	17	18		Other industry
36	36	37	88	97		Manufacture of other textiles
57	57	54	143	145		Manufacture of knitted and crocheted fabrics
36	36	36	93	94		Other industry
21	21	18	50	51		Manufacture of wearing apparel, except fur apparel
148	144	146	366	393		Manufacture of clothings
						Other industry
						Manufacture of articles of fur, knitted and crocheted apparel
						Tanning and dressing of leather; manufacture of luggage, handbags, saddlery and harness; dressing and dyeing of fur
						Manufacture of footwear
						Manufacture of leather footwear
						Manufacture of rubber footwear
						Other industry
						Sawmilling and planning of wood

Jadual Table **1.6a** : Gaji dan Upah yang Dibayar Sektor Pembuatan Mengikut Kumpulan (samb.)
: *Salaries and Wages Paid of Manufacturing Sector by Group (cont.)*

Kod Kumpulan Group code	Keterangan Kumpulan/Tempoh	2024									
		Jan.	Feb.	Mac	Apr.	Mei	Jun	Jul.	Ogo.	Sep.	
101	Pemprosesan dan pengawetan daging	36	34	34	34	35	35	35	35	37	
102	Pemprosesan dan pengawetan ikan, krustasea dan moluska	40	39	39	38	39	39	40	41	42	
	10201 Pengetinan ikan, krustasea dan moluska										
	&										
	10202 Pemprosesan dan pengawetan ikan, krustasea dan moluska	31	31	30	30	31	31	31	32	33	
	Industri lain	8	8	8	8	8	8	9	9	9	
103	Pemprosesan dan pengawetan buah-buahan dan sayur - sayuran	19	18	19	19	18	18	19	17	17	
	10303 Pengetinan nanas										
	&										
	10304 Pembuatan jem, marmalad dan sajian jeli	1	1	1	1	1	1	1	1	1	
	Industri lain	18	17	18	18	17	17	18	16	16	
104	Pembuatan minyak dan lemak daripada sayuran dan haiwan	278	279	270	283	287	282	289	278	283	
	10404 Pembuatan minyak sayuran mentah dan bertapis										
	&										
	10406 Pembuatan sebatian lemak masakan	18	18	18	18	18	18	19	19	19	
	10405 Pembuatan minyak kelapa	10	10	10	10	10	10	10	10	10	
	Industri lain	250	251	241	254	259	254	261	248	254	
105	Pembuatan produk tenusu	90	76	81	84	83	80	86	80	82	
	10502 Pembuatan susu pekat, tepung dan sejat	81	67	72	75	73	71	77	70	73	
	Industri lain	9	9	9	9	10	10	9	10	9	
106	Pembuatan produk bijian, kanji dan produk	33	28	29	29	29	28	29	28	29	
	10611 Pengilangan beras	15	15	15	14	14	14	14	14	14	
	10613 Pengilangan tepung	15	12	12	12	12	12	12	12	13	
	Industri lain	2	2	2	2	2	2	2	2	2	
107	Pembuatan produk makanan lain	394	382	379	375	375	374	373	382	394	
	10711 Pembuatan biskut dan cookies	37	35	35	36	37	36	39	39	40	
	10712 Pembuatan roti, kek dan produk bakeri lain	84	85	80	85	84	84	82	87	90	
	10713 Pembuatan produk snek	23	23	23	23	23	24	24	24	24	
	10721 Pembuatan gula	6	7	6	6	6	6	6	6	6	
	10731 Pembuatan produk koko	8	7	7	9	8	8	8	8	9	
	10732 &										
	10733 Pembuatan coklat dan produk coklatPembuatan konfeksi gula	36	34	34	32	31	31	31	30	32	
	10793 Pembuatan sos dan bahan perasa	41	42	47	42	40	40	40	43	46	
	10799 Pembuatan produk makanan lain t.t.t.l.	51	43	44	43	43	43	41	42	45	
	Industri lain	108	105	102	100	102	101	102	102	102	
108/ 10800	Pembuatan makanan haiwan tersedia	100	91	88	89	90	92	91	98	96	
110	Pembuatan minuman ringan	51	50	50	51	49	49	49	49	51	
	11041 Pembuatan minuman ringan	36	35	35	36	34	35	35	34	37	
	11042 Pengeluaran air mineral semulajadi dan minuman lain yang diboto	12	11	11	11	10	10	10	11	11	
	Industri lain	4	4	4	4	4	4	4	4	4	
120/ 12000	Pembuatan produk tembakau	6	6	6	5	5	5	5	5	5	
131	Pemintalan, penenunan dan penyiapan tekstil	30	28	28	29	30	30	30	30	30	
	13110										
	&										
	13120 Penyediaan dan pemintalan gentian tekstilPenenunan tekstil	21	19	19	20	21	21	21	21	21	
	13132 Pewarnaan, pelunturan, percetakan dan penyiapan akhir benang c	8	8	8	8	8	8	8	8	8	
	Industri lain	1	1	1	1	1	1	1	1	1	
139	Pembuatan tekstil lain	31	30	31	30	31	30	30	30	31	
	13910 Pembuatan fabrik dikait dan dikrusye	8	8	8	8	8	8	8	8	8	
	Industri lain	23	22	23	22	22	22	22	22	23	
141	Pembuatan pakaian, kecuali pakaian berbulu	85	80	80	80	79	75	76	74	77	
	14102 Pembuatan pakaian	61	56	57	56	55	52	53	52	54	
	Industri lain	25	23	23	24	24	23	22	22	23	
142 & 143	Pembuatan artikel daripada kulit bulu dan pakaian yang dikait dan dikrusye	2	2	2	2	2	2	2	2	2	
151 (15110 & 15120)	Penyamakan dan pembersihan kulit, pembuatan bagasi, beg tangan, pelana dan abah-abah pembersihan dan pewarnaan bulu	11	10	11	11	11	11	11	11	12	
152	Pembuatan kasut	19	19	18	18	18	17	17	17	18	
	15201 Pembuatan kasut kulit										
	&										
	15203 Pembuatan kasut getah	12	12	12	12	12	12	11	11	12	
	Industri lain	7	6	6	6	6	6	6	6	7	
161/ 16100	Pengilangan dan pengetaman kayu	44	46	46	46	45	45	48	47	48	

2025											Group Description/Period
Okt.	Nov.	Dis.	Jan.	Feb.	Mac	Apr.	Mei	Jun	Jul.	Ogo.	
37	37	38	40	36	39	40	38	43	42	40	Processing and preserving of meat
41	40	41	41	40	40	39	40	39	40	41	Processing and preserving of fish, crustaceans and molluscs
32	32	32	32	32	32	32	32	32	32	34	Canning of fish, crustaceans and molluscs
9	9	9	9	8	8	8	7	7	7	8	Processing, curing and preserving of fish, crustacean and molluscs
17	17	17	17	17	17	17	17	17	18	18	Other industry
1	1	1	1	1	1	1	1	1	1	1	Processing and preserving of fruits and vegetable
16	16	15	16	16	16	16	16	16	17	16	Pineapple canning
285	283	316	296	297	286	287	293	290	295	298	Manufacture of jams, marmalades and table jellies
20	19	20	22	21	21	20	20	20	19	19	Other industry
10	10	10	11	11	11	11	12	12	12	12	Manufacture of vegetable and animal oils and fats
255	253	287	263	266	254	256	261	258	264	267	Manufacture of crude and refined vegetable oil
83	84	95	98	83	84	90	84	91	88	87	Manufacture of compound cooking fats
73	75	85	87	74	75	80	74	81	78	78	Manufacture of coconut oil
9	9	10	11	10	9	10	10	10	10	10	Other industry
28	28	32	32	32	29	29	29	29	29	29	Manufacture of dairy products
14	14	14	15	15	15	14	14	14	14	14	Manufacture of condensed, powdered and evaporated milk
12	12	16	16	15	12	13	13	13	13	13	Other industry
2	2	2	2	2	2	2	2	2	2	2	Manufacture of grain mill products, starches and starch products
388	394	409	393	389	386	381	384	385	391	388	Rice milling
40	40	40	38	37	40	38	39	40	43	42	Flour milling
85	91	92	87	88	81	86	86	86	85	86	Other industry
24	24	25	25	25	26	24	24	25	26	25	Manufacture of other food products
7	7	8	6	7	7	7	7	7	7	7	Manufacture of biscuits and cookies
8	8	8	9	8	8	9	8	8	8	8	Manufacture of bread, cakes and other bakery products
33	34	37	35	36	34	32	31	31	31	31	Manufacture of snack products
44	45	50	43	43	47	44	44	44	44	44	Manufacture of sugar
44	46	47	46	42	40	42	43	42	42	42	Manufacture of cocoa products
102	100	103	104	104	104	100	102	103	105	103	Manufacture of chocolate and chocolate products
98	97	107	96	88	87	95	90	87	89	94	Manufacture of sugar confectionery
52	55	59	56	54	55	54	52	53	53	53	Manufacture of sauces and condiments
37	40	44	39	38	38	38	36	38	37	36	Manufacture of other food products n.e.c.
11	11	11	12	12	12	12	11	11	12	12	Other industry
4	4	4	4	4	4	4	4	4	4	5	Manufacture of prepared animal feeds
6	5	7	6	6	6	5	5	5	5	5	Manufacture of soft drinks
30	30	31	31	29	29	30	30	30	30	29	Production of natural mineral waters and other bottled waters
21	21	22	22	20	20	20	21	21	22	20	Other industry
8	9	9	8	8	8	8	8	8	8	8	Manufacture of tobacco products
1	1	1	1	1	1	1	1	1	1	1	Manufacture of textiles
30	31	31	31	30	30	30	31	31	31	31	Spinning, weaving and finishing of textiles
8	8	8	7	7	7	7	8	8	8	8	Preparation and spinning of textile fibres
23	23	23	23	23	23	23	24	23	23	23	Weaving of textiles
76	80	87	84	81	81	80	79	75	76	75	Dyeing, bleaching, printing and finishing of yarns and fabrics
53	57	64	63	61	60	59	58	54	56	55	Other industry
23	23	23	21	21	21	21	21	21	20	21	Manufacture of other textiles
2	2	2	2	2	2	2	2	2	2	2	Manufacture of knitted and crocheted fabrics
12	12	12	12	12	12	12	12	12	12	12	Other industry
19	19	19	19	19	18	18	18	17	17	18	Manufacture of wearing apparel, except fur apparel
12	12	12	12	12	12	12	12	12	11	11	Manufacture of clothings
7	7	7	7	7	7	7	6	5	6	6	Other industry
49	49	49	47	49	47	49	48	49	51	52	Manufacture of articles of fur, knitted and crocheted apparel
											Tanning and dressing of leather; manufacture of luggage, handbags, saddlery and harness; dressing and dyeing of fur
											Manufacture of footwear
											Manufacture of leather footwear
											Manufacture of rubber footwear
											Other industry
											Sawmilling and planning of wood

Jadual
Table **1.6a** : Gaji dan Upah yang Dibayar Sektor Pembuatan Mengikut Kumpulan
: *Salaries and Wages Paid of Manufacturing Sector by Group*

Kod Kumpulan Group code	Keterangan Kumpulan/Tempoh	2023	2024	2024		
				Q1	Q2	Q3
162	Pembuatan produk daripada kayu, gabus, jerami dan bahan jalinan lain	2,184	2,233	558	553	559
16211	Pembuatan kepingan venier dan papan lapis	1,042	1,086	265	268	279
16212	Pembuatan papan partikel dan papan gentian	323	309	87	76	71
16221	Pertukangan kayu untuk jurubina	478	476	114	117	121
	Industri lain	341	362	92	92	87
170	Pembuatan kertas dan produk kertas	2,148	2,162	554	526	529
17010	Pembuatan pulpa, kertas dan kertas tebal	241	235	64	58	54
17020	Pembuatan kertas gelugur dan kertas tebal dan bekas daripada kertas dan kertas tebal	916	922	236	226	228
17091	Pembuatan sampul surat dan kad surat	53	57	14	13	15
17092	Pembuatan kertas kegunaan rumah dan pembersih peribadi	396	415	109	99	100
17093	Pembuatan kertas bergam atau pelekat yang berjalur atau bergulung dan label dan kertas dinding	248	231	57	55	58
	Industri lain	293	302	75	74	73
181 & 182	Percetakan, aktiviti perkhidmatan berkaitan percetakan dan penerbitan semula media rakaman	2,382	2,497	623	636	613
18110	Percetakan	2,015	2,097	524	538	512
18120	Aktiviti perkhidmatan berkaitan percetakan &	368	400	98	98	101
18200	Penerbitan semula media rakaman					
192 (19201 & 19202)	Pembuatan produk petroleum bertapis	2,502	2,526	682	571	597
201	Pembuatan kimia asas, baja dan sebatian nitrogen, plastik dan getah sintetik dalam bentuk primer	3,220	3,031	770	726	750
20111	Pembuatan gas perindustrian atau perubatan bukan organik dalam bentuk cecair atau mampat	359	331	84	75	87
20112 & 20113	Pembuatan kimia organik asas & Pembuatan sebatian bukan organik	1,628	1,335	344	326	315
20121 & 20129	Pembuatan baja & Pembuatan produk campuran nitrogen	287	264	68	64	69
20131	Pembuatan plastik dalam bentuk primer	840	1,002	247	236	255
	Industri lain	107	100	27	26	24
202 & 203	Pembuatan produk kimia lain dan serat buatan manusia	2,710	2,812	730	686	690
20210	Pembuatan racun perosak dan produk agrokimia lain	303	358	83	90	89
20221	Pembuatan cat, varnis dan penyadur dan mastik	419	449	119	114	110
20222	Pembuatan dakwat cetak	211	171	46	44	40
20231 & 20232	Pembuatan sabun dan bahan pencuci, penyediaan membersihkan dan mengilat & Pembuatan pewangi dan penyediaan dandanan diri	896	881	230	214	217
20291 & 20292	Pembuatan plat fotografi, filem, sensitized paper dan other sensitized unexposed materials & Pembuatan dakwat menulis dan melukis	848	927	245	218	227
20299	Pembuatan produk kimia lain t.t.t.l.					
	Industri lain	32	26	6	6	7
210	Pembuatan produk farmaseutikal, kimia perubatan dan botani	804	811	191	198	204
21001	Pembuatan bahan aktif ubat-ubatan untuk digunakan oleh bidang farmakologi dalam pembuatan ubat-ubatan	624	618	146	152	154
	Industri lain	180	193	45	46	50
221	Pembuatan produk getah	4,036	4,014	961	987	1,048
22111	Pembuatan tayar getah untuk kenderaan	480	360	103	87	87
22112	Pembuatan bunga tayar yang boleh ditukar ganti dan tayar celup	131	160	36	40	42
22191 & 22193	Pembuatan produk lain daripada getah asli atau sintetik, tidak divulkan, divulkan atau dikeraskan & Pengilangan semula getah dan prosesan susu getah	769	826	193	203	210
22192	Pembuatan sarung tangan getah	1,974	2,050	470	503	553
22199	Pembuatan produk getah lain yang t.t.t.l.	683	618	159	154	156
222	Pembuatan produk plastik	8,102	8,291	2,010	2,093	2,079
22201 & 22202	Pembuatan produk plastik separa siap & Pembuatan produk plastik siap	2,748	2,511	643	634	599
22203	Pembuatan artikel plastik untuk pembungkusan barangan	2,207	2,294	528	578	593
22204	Pembuatan barangan plastik jurubina	119	119	31	30	28
22205	Pembuatan pinggan mangkuk, peralatan dapur dan barangan tandas daripada plastik	584	639	148	156	163
22209	Pembuatan pelbagai produk plastik t.t.t.l.	2,444	2,728	660	696	695
231 (23101 & 23102 & 23109)	Pembuatan kaca dan produk kaca	921	945	230	243	239

2025		2024		2025		Group Description/Period
Q4	Q1	Q2	(Jan. - Ogo.)	(Jan. - Ogo.)		
563	568	558	1,484	1,504		Manufacture of products of wood, cork, straw and plaiting materials
273	267	262	720	720		Manufacture of veneer sheets and plywood
75	75	72	210	192		Manufacture of particle board and fibreboard
124	135	133	312	351		Manufacture of builders' carpentry
90	91	91	242	242		Other industry
553	556	532	1,430	1,442		Manufacture of paper and paper products
59	59	56	158	152		Manufacture of pulp, paper and paperboard
232	244	234	612	631		Manufacture of corrugated paper and paperboard and of containers of paper and paperboard
15	15	14	37	38		Manufacture of envelopes and letter-card
106	104	99	275	271		Manufacture of household and personal hygiene paper
60	59	56	150	153		Manufacture of gummed or adhesive paper in strips or rolls and labels and wall paper
80	74	73	197	197		Other industry
626	638	653	1,675	1,718		Printing, service activities related to printing and reproduction of recorded media
523	527	549	1,410	1,433		Printing
102	111	104	264	285		Service activities related to printing
						Reproduction of recorded media
675	692	579	1,642	1,666		Manufacture of refined petroleum products
784	802	758	1,997	2,063		Manufacture of basic chemicals, fertilizer and nitrogen compounds, plastics and synthetic rubber in primary forms
85	105	98	214	264		Manufacture of liquefied or compressed inorganic industrial or medical gases
349	347	335	882	902		Manufacture of basic organic chemicals
63	66	71	179	186		Manufacture of inorganic compounds
264	256	229	653	640		Manufacture of fertilizers
23	28	26	68	71		Manufacture of associated nitrogen products
706	720	652	1,878	1,798		Manufacture of plastics in primary forms
96	111	119	233	305		Other industry
106	114	106	308	291		Manufacture of other chemical products and man-made fibres
41	42	40	117	109		Manufacture of pesticides and other agrochemical products
219	219	191	591	537		Manufacture of paints, varnishes and similar coatings ink and mastics
						Manufacture of printing ink
						Manufacture of soap and detergents, cleaning and polishing preparations
						Manufacture of perfumes and toilet preparations
238	227	189	612	538		Manufacture of photographic plates, films, sensitized paper and other sensitized unexposed materials
6	7	7	17	18		Manufacture of writing and drawing ink
218	193	204	525	538		Manufacture of other chemical products n.e.c.
165	140	148	402	389		Other industry
53	53	56	123	149		Manufacture of pharmaceuticals, medicinal chemical and botanical products
1,017	982	992	2,641	2,669		Manufacture of medicinal active substances to be used for their pharmacological properties in the manufacture of medicaments
83	83	76	248	216		Other industry
41	43	39	105	109		Manufacture of rubber products
220	236	230	534	627		Manufacture of rubber tyres for vehicles
524	484	509	1,336	1,350		Manufacture of interchangeable tyre treads and retreading rubber tyres
149	137	138	418	367		Manufacture of other products of natural or synthetic rubber, unvulcanized, vulcanized or hardened
2,110	2,036	2,091	5,494	5,529		Rubber remilling and latex processing
635	650	667	1,673	1,749		Manufacture of rubber gloves
596	609	667	1,503	1,728		Manufacture of other rubber products n.e.c.
30	31	32	79	84		Manufacture of plastics products
171	140	142	413	379		Manufacture of semi-manufactures of plastic products
677	606	583	1,826	1,589		Manufacture of finished plastic products
232	220	228	633	597		Manufacture of plastic articles for the packing of goods
						Manufacture of builders' plastics ware
						Manufacture of plastic tableware, kitchenware and toilet articles
						Manufacture of diverse plastic products n.e.c.

Jadual Table **1.6a** : Gaji dan Upah yang Dibayar Sektor Pembuatan Mengikut Kumpulan (samb.)
: *Salaries and Wages Paid of Manufacturing Sector by Group (cont.)*

Kod Kumpulan Group code	Keterangan Kumpulan/Tempoh	2024									
		Jan.	Feb.	Mac	Apr.	Mei	Jun	Jul.	Ogo.	Sep.	
162	Pembuatan produk daripada kayu, gabus, jerami dan bahan jalinan lain	189	185	183	185	186	182	188	186	186	
16211	Pembuatan kepingan venier dan papan lapis	91	88	86	89	91	89	93	93	93	
16212	Pembuatan papan partikel dan papan gentian	29	29	29	26	26	24	24	23	24	
16221	Pertukangan kayu untuk jurubina	38	38	38	39	39	39	41	40	39	
	Industri lain	31	30	31	31	30	30	29	29	29	
170	Pembuatan kertas dan produk kertas	184	186	183	176	174	175	174	175	179	
17010	Pembuatan pulpa, kertas dan kertas tebal	21	22	22	21	19	18	18	18	19	
17020	Pembuatan kertas gelugur dan kertas tebal dan bekas daripada kertas dan kertas tebal	80	78	78	75	74	77	74	76	78	
17091	Pembuatan sampul surat dan kad surat	5	4	5	5	4	4	5	5	5	
17092	Pembuatan kertas kegunaan rumah dan pembersih peribadi	35	38	36	33	34	33	35	32	34	
17093	Pembuatan kertas bergam atau pelekat yang berjalur atau bergulung dan label dan kertas dinding	19	19	19	18	18	19	19	19	20	
	Industri lain	25	25	25	24	25	25	24	25	24	
181 & 182	Percetakan, aktiviti perkhidmatan berkaitan percetakan dan penerbitan semula media rakaman	204	210	209	209	214	213	210	206	197	
18110	Percetakan	170	178	177	178	180	180	176	172	164	
18120 &	Aktiviti perkhidmatan berkaitan percetakan	34	33	32	31	34	33	33	35	33	
18200	Penerbitan semula media rakaman										
192 (19201 & 19202)	Pembuatan produk petroleum bertapis	216	216	250	188	185	198	194	195	208	
201	Pembuatan kimia asas, baja dan sebatian nitrogen, plastik dan getah sintetik dalam bentuk primer	260	250	260	252	234	241	246	255	250	
20111	Pembuatan gas perindustrian atau perubatan bukan organik dalam bentuk cecair atau mampat	28	28	28	25	25	25	28	27	31	
20112 &	Pembuatan kimia organik asas	116	113	116	119	101	107	104	108	103	
20113	Pembuatan sebatian bukan organik										
20121 & 20129	Pembuatan bajaPembuatan produk campuran nitrogen	23	21	24	22	21	21	22	25	22	
20131	Pembuatan plastik dalam bentuk primer	84	79	84	77	79	80	84	86	85	
	Industri lain	10	9	8	10	8	8	8	8	8	
202 & 203	Pembuatan produk kimia lain dan serat buatan manusia	233	248	250	239	222	226	229	232	229	
20210	Pembuatan racun perosak dan produk agrokimia lain	26	27	30	30	30	31	29	30	29	
20221	Pembuatan cat, varnis dan penyadur dan mastik	37	44	38	39	37	38	38	37	35	
20222	Pembuatan dakwat cetak	15	16	15	16	14	14	14	13	13	
20231 &	Pembuatan sabun dan bahan pencuci, penyediaan membersih dan mengilat	70	79	82	72	71	72	72	74	71	
20232	Pembuatan pewangi dan penyediaan dandanan diri										
20291 &	Pembuatan plat fotografi, filem, sensitized paper dan other sensitized unexposed materials	82	81	83	80	68	69	74	76	78	
20292 &	Pembuatan dakwat menulis dan melukis										
20299	Pembuatan produk kimia lain t.t.t.l.	2	2	2	2	2	2	2	2	2	
	Industri lain										
210	Pembuatan produk farmaseutikal, kimia perubatan dan botani	66	62	63	68	65	65	67	69	68	
21001	Pembuatan bahan aktif ubat-ubatan untuk digunakan oleh bidang farmakologi dalam pembuatan	51	47	48	53	49	50	51	52	51	
	Industri lain	15	15	15	16	15	15	16	17	17	
221	Pembuatan produk getah	325	318	318	315	326	347	340	353	355	
22111	Pembuatan tayar getah untuk kenderaan	40	33	30	28	28	30	29	30	28	
22112	Pembuatan bunga tayar yang boleh ditukar ganti dan tayar celup	12	11	14	13	14	14	14	14	14	
22191 &	Pembuatan produk lain daripada getah asli atau sintetik, tidak divulkan, divulkan atau dikeraskan	66	60	67	66	68	69	70	69	72	
22193	Pengilangan semula getah dan prosesan susu getah										
22192	Pembuatan sarung tangan getah	155	160	155	156	163	184	174	188	190	
22199	Pembuatan produk getah lain yang t.t.t.l.	53	54	52	52	52	50	53	53	51	
222	Pembuatan produk plastik	678	663	668	702	707	683	696	696	687	
22201 &	Pembuatan produk plastik separa siap	220	221	202	214	216	204	193	203	203	
22202	Pembuatan produk plastik siap										
22203	Pembuatan artikel plastik untuk pembungkusan barangan	178	166	184	195	197	186	200	198	195	
22204	Pembuatan barangan plastik jurubina	10	10	11	10	10	10	10	9	10	
22205	Pembuatan pinggan mangkuk, peralatan dapur dan barangan tandas daripada plastik	48	49	51	51	52	53	52	56	55	
22209	Pembuatan pelbagai produk plastik t.t.t.l.	222	217	221	232	232	231	241	230	224	
231 (23101 & 23102 & 23109)	Pembuatan kaca dan produk kaca	77	75	79	81	82	81	80	80	80	

2025											Group Description/Period
Okt.	Nov.	Dis.	Jan.	Feb.	Mac	Apr.	Mei	Jun	Jul.	Ogo.	
185	187	191	192	188	188	189	188	182	189	188	Manufacture of products of wood, cork, straw and plaiting materials
90	92	91	92	88	87	86	89	87	94	96	Manufacture of veneer sheets and plywood
24	25	25	25	25	25	25	24	23	23	22	Manufacture of particle board and fibreboard
41	39	44	45	45	45	46	45	42	42	40	Manufacture of builders' carpentry
29	30	31	30	30	31	32	29	30	30	29	Other industry
183	181	188	185	187	184	178	177	177	177	177	Manufacture of paper and paper products
20	19	20	19	21	19	19	18	18	18	18	Manufacture of pulp, paper and paperboard
78	77	77	82	80	82	78	78	77	75	78	Manufacture of corrugated paper and paperboard and of containers of paper and paperboard
5	5	5	5	5	5	5	5	5	5	5	Manufacture of envelopes and letter-card
34	33	38	34	37	34	33	33	33	35	33	Manufacture of household and personal hygiene paper
20	20	20	20	20	20	19	19	18	19	18	Manufacture of gummed or adhesive paper in strips or rolls and labels and wall paper
26	26	28	25	24	25	25	24	25	25	25	Other industry
200	207	219	209	216	213	214	220	219	214	212	Printing, service activities related to printing and reproduction of recorded media
166	173	184	171	179	177	180	185	184	180	177	Printing
34	34	35	38	37	36	34	35	34	35	36	Service activities related to printing
											Reproduction of recorded media
219	212	244	219	219	253	192	187	199	196	199	Manufacture of refined petroleum products
252	258	274	259	268	275	267	246	245	252	251	Manufacture of basic chemicals, fertilizer and nitrogen compounds, plastics and synthetic rubber in primary forms
28	28	29	32	34	39	33	33	32	31	31	Manufacture of liquefied or compressed inorganic industrial or medical gases
110	115	124	110	120	118	121	106	108	110	110	Manufacture of basic organic chemicals
											Manufacture of inorganic compounds
22	21	20	21	21	24	23	25	24	25	23	Manufacture of fertilizers
85	86	93	87	84	85	81	74	74	77	78	Manufacture of associated nitrogen products
7	8	8	9	9	10	9	8	9	9	9	Manufacture of plastics in primary forms
											Other industry
230	226	249	238	239	243	228	211	213	216	210	Manufacture of other chemical products and man-made fibres
32	31	32	36	35	40	39	40	40	38	37	Manufacture of pesticides and other agrochemical products
34	35	38	38	39	37	38	33	35	36	35	Manufacture of paints, varnishes and similar coatings ink and mastics
13	13	15	14	14	14	15	13	13	13	13	Manufacture of printing ink
71	68	80	70	71	78	65	64	63	64	63	Manufacture of soap and detergents, cleaning and polishing preparations
											Manufacture of perfumes and toilet preparations
78	77	83	77	78	73	70	60	60	63	59	Manufacture of photographic plates, films, sensitized paper and other sensitized unexposed materials
											Manufacture of writing and drawing ink
2	2	2	2	2	2	2	2	2	2	2	Manufacture of other chemical products n.e.c.
											Other industry
70	68	79	67	62	63	69	67	67	69	73	Manufacture of pharmaceuticals, medicinal chemical and botanical products
53	51	60	49	46	45	50	48	49	49	51	Manufacture of medicinal active substances to be used for their pharmacological properties in the manufacture of medicaments
17	17	19	18	17	18	19	19	18	20	21	Other industry
346	342	330	337	323	323	317	326	348	343	351	Manufacture of rubber products
27	28	28	32	27	24	23	26	27	28	29	Manufacture of rubber tyres for vehicles
14	14	14	15	14	14	13	13	12	14	14	Manufacture of interchangeable tyre treads and retreading rubber tyres
73	72	75	81	75	80	76	77	77	81	79	Manufacture of other products of natural or synthetic rubber, unvulcanized, vulcanized or hardened
											Rubber remilling and latex processing
183	178	163	163	163	158	159	165	185	176	182	Manufacture of rubber gloves
49	50	50	46	45	46	46	45	46	45	47	Manufacture of other rubber products n.e.c.
693	702	714	686	675	676	705	709	677	700	702	Manufacture of plastics products
208	211	216	217	222	212	224	225	217	213	219	Manufacture of semi-manufactures of plastic products
											Manufacture of finished plastic products
198	198	200	206	191	212	224	226	217	227	226	Manufacture of plastic articles for the packing of goods
10	10	10	10	10	11	11	11	11	11	9	Manufacture of builders' plastics ware
56	57	59	45	47	48	47	48	47	47	51	Manufacture of plastic tableware, kitchenware and toilet articles
221	226	229	208	205	193	199	199	185	202	198	Manufacture of diverse plastic products n.e.c.
77	77	78	74	72	74	77	76	75	74	75	Manufacture of glass and glass products

Jadual **1.6a** : Gaji dan Upah yang Dibayar Sektor Pembuatan Mengikut Kumpulan
 Table : *Salaries and Wages Paid of Manufacturing Sector by Group*

Kod Kumpulan Group code	Keterangan Kumpulan/Tempoh	2023	2024	2024		
				Q1	Q2	Q3
239	Pembuatan pengeluaran galian bukan logam t.t.t.l.	3,799	3,936	971	968	973
23911 & 23921	Pembuatan mortar refraktori dan konkrit & Pembuatan seramik bukan refraktori	320	347	88	86	84
23930	Pembuatan produk porselin dan seramik lain	146	151	34	36	41
23941	Pembuatan simen hidrolik	293	245	67	61	59
23951	Pembuatan konkrit dan mortar siap bancuh dan bancuhan kering	709	769	189	188	189
23952 & 23953 & 23959	Pembuatan konkrit pratuangan, simen atau artikel batu buatan yang digunakan dalam pembinaan; Pembuatan komponen struktur pasang siap untuk bangunan atau kejuruteraan awam dari simen, batu atau konkrit buatan & Pembuatan artikel konkrit, simen dan plaster lain t.t.t.l.	1,344	1,374	337	338	344
23990	Pembuatan produk mineral bukan logam lain t.t.t.l. Industri lain	592 394	639 412	157 101	154 105	156 100
241 (24101 & 24102 & 24103 & 24104 & 24109)	Pembuatan besi dan keluli asas	2,396	2,395	630	591	571
242 (24201 & 24202 & 24209)	Pembuatan logam asas berharga dan logam bukan ferus lain	1,467	1,590	410	401	386
243	Pengacuan logam	398	396	104	98	97
251 & 252	Pembuatan produk struktur logam, tangki, takungan, penjana wap, senjata dan peluru	1,722	1,795	460	438	449
25113 & 25119	Pembuatan pintu, tingkap dan bingkai, penutup tingkap dan pintu pagar daripada logam & Pembuatan produk struktur logam lain	890	863	220	212	215
25120	Pembuatan tangki, takungan dan kontena daripada logam Industri lain	631 201	734 197	188 52	177 49	185 49
259	Pembuatan lain-lain produk yang direka daripada logam; aktiviti perkhidmatan kerja logam	4,211	4,548	1,142	1,134	1,120
25910	Tempaan, tekanan, hentakan dan bentuk gelekkan logam; serbuk metalurgi	744	791	192	190	197
25920	Rawatan dan penyalutan logam; menggunakan mesin	485	496	130	129	114
25991	Pembuatan tin untuk produk makanan dan minuman, tiub dan kotak boleh dilipat	555	631	156	154	156
25992 & 25993	Pembuatan kabel, plaited bands (jalur/pita berpintal) dan artikel seumpamanya daripada logam & Pembuatan bolt, skru, nat dan produk uliran seumpamanya	1,124	1,256	325	319	312
25994	Pembuatan barangan rumah daripada logam	65	70	17	17	17
25999	Pembuatan produk lain yang direka daripada logam t.t.t.l. Industri lain	1,028 210	1,095 210	271 51	278 48	270 53
261	Pembuatan komponen dan papan elektronik	12,315	11,398	2,989	2,853	2,695
26101 & 26102	Pembuatan diod, transistor dan alatan semikonduktor yang seumpamanya & Pembuatan litar elektronik bersepadu dengan pemasangan mikro	7,930	7,583	1,948	1,849	1,844
26103 & 26104 & 26105	Pembuatan kapasitor dan perintang elektrik & Pembuatan papan litar bercetak & Pembuatan komponen paparan	3,912	3,342	915	882	738
26109	Pembuatan komponen lain untuk aplikasi elektronik	473	473	126	123	112
262 (26201 & 26202)	Pembuatan komputer dan kelengkapan peranti	3,095	3,480	786	789	907
263/ 26300	Pembuatan peralatan komunikasi	783	798	198	202	190
264/ 26400	Pembuatan peralatan elektronik pengguna	1,338	1,008	311	248	200
265	Pembuatan kelengkapan mengukur, menguji, memandu arah dan kawalan; jam tangan dan jam	2,973	3,592	796	955	899
26511 & 26512	Pembuatan kelengkapan mengukur, menguji, memandu arah dan kawalan & Pembuatan kelengkapan kawalan proses perindustrian	2,786	3,405	748	909	852
26520	Pembuatan jam tangan dan jam dan bahagiannya	187	186	48	47	47
266/ 26600	Pembuatan peralatan penyinaran, perubatan elektro dan elektroterapeutik	728	783	197	191	197

2025		2024		2025	Group Description/Period
Q4	Q1	Q2	(Jan. - Ogo.)	(Jan. - Ogo.)	
1,024	1,013	1,016	2,585	2,692	Manufacture of non-metallic mineral products n.e.c. Manufacture of refractory mortars and concretes
89	88	84	230	227	Manufacture of non-refractory ceramic
41	40	42	96	110	Manufacture of other porcelain and ceramic products
57	57	49	169	140	Manufacture of hydraulic cement
204	219	226	501	594	Manufacture of ready-mix and dry-mix concrete and mortars
					Manufacture of precast concrete, cement or artificial stone articles for use in construction
355	335	327	905	873	Manufacture of prefabricated structural components for building or civil engineering of cement, concrete or artificial stone
172	169	180	413	469	Manufacture of other articles of concrete, cement and plaster n.e.c.
106	105	108	271	280	Manufacture of other non-metallic mineral products n.e.c. Other industry
603	622	597	1,597	1,601	Manufacture of basic iron and steel
393	434	411	1,068	1,107	Manufacture of basic precious and other non-ferrous metals
97	101	101	266	274	Casting of metals
448	470	460	1,199	1,247	Manufacture of structural metal products, tanks, reservoirs, steam generators, weapons and ammunition
216	220	204	577	564	Manufacture of metal doors, windows and their frames, shutters and gates Manufacture of other structural metal products
185	199	204	487	543	Manufacture of tanks, reservoirs and containers of metal
47	51	52	134	140	Other industry
1,152	1,198	1,169	3,018	3,132	Manufacture of other fabricated metal products; metal working service activities
213	218	218	511	585	Forging, pressing, stamping and roll-forming of metal; powder metallurgy
123	128	122	336	326	Treatment and coating of metals; machining
165	168	153	414	425	Manufacture of tins and cans for food products, collapsible tubes and boxes
					Manufacture of metal cable, plaited bands and similar articles
300	320	312	851	833	Manufacture of bolts, screws, nuts and similar threaded products
17	18	19	46	50	Manufacture of metal household articles
277	291	294	726	772	Manufacture of any other fabricated metal products n.e.c.
57	53	52	134	140	Other industry
2,861	2,796	2,721	7,616	7,292	Manufacture of electronic components and boards
1,942	1,898	1,853	5,017	4,981	Manufacture of diodes, transistors and similar semiconductor devices Manufacture of electronic integrated circuits micro assemblies
					Manufacture of electrical capacitors and resistors
807	784	751	2,273	2,002	Manufacture of printed circuit boards
					Manufacture of display components
112	114	117	326	309	Manufacture of other components for electronic applications
998	932	943	2,161	2,518	Manufacture of computers and peripheral equipment
208	223	206	526	553	Manufacture of communication equipment
249	260	273	688	675	Manufacture of consumer electronics
941	921	1,007	2,369	2,584	Manufacture of measuring, testing, navigating and control equipment; watches and clocks
897	877	962	2,243	2,462	Manufacture of measuring, testing, navigating and control equipment Manufacture of industrial process control equipment
45	44	45	126	121	Manufacture of watches and clocks and parts
198	181	176	518	470	Manufacture of irradiation, electromedical and electrotherapeutic equipment

Jadual **1.6a** : Gaji dan Upah yang Dibayar Sektor Pembuatan Mengikut Kumpulan (samb.)
 Table : *Salaries and Wages Paid of Manufacturing Sector by Group (cont.)*

Kod Kumpulan Group code	Keterangan Kumpulan/Tempoh	2024									
		Jan.	Feb.	Mac	Apr.	Mei	Jun	Jul.	Ogo.	Sep.	
239	Pembuatan pengeluaran galian bukan logam t.t.t.l.	330	318	323	322	324	322	323	323	327	
23911 & 23921	Pembuatan mortar refraktori dan konkrit & Pembuatan seramik bukan refraktori	29	29	30	29	29	28	28	28	29	
23930	Pembuatan produk porselin dan seramik lain	11	11	11	11	12	12	13	14	14	
23941	Pembuatan simen hidraulik	26	21	21	20	21	20	22	18	19	
23951	Pembuatan konkrit dan mortar siap bancuh dan bancuhan kering	63	62	64	63	62	63	62	62	65	
23952 & 23953 & 23959	Pembuatan konkrit pratuangan, simen atau artikel batu buatan yang digunakan dalam pembinaan; & Pembuatan komponen struktur pasang siap untuk bangunan atau kejuruteraan awam dari simen, batu atau konkrit buatan & Pembuatan artikel konkrit, simen dan plaster lain t.t.t.l.	115	109	112	111	114	113	115	115	114	
23990	Pembuatan produk mineral bukan logam lain t.t.t.l. Industri lain	53	54	51	50	52	52	49	53	53	
		33	33	34	37	34	33	34	32	34	
241 (24101 & 24102 & 24103 & 24104 & 24109)	Pembuatan besi dan keluli asas	220	202	207	202	197	193	187	189	195	
242 (24201 & 24202 & 24209)	Pembuatan logam asas berharga dan logam bukan ferus lain	135	140	135	135	135	131	131	126	129	
243	Pengacuan logam	36	35	33	34	32	32	32	32	33	
251 & 252	Pembuatan produk struktur logam, tangki, takungan, penjana wap, senjata dan peluru	158	152	150	143	148	146	150	151	148	
25113 & 25119	Pembuatan pintu, tingkap dan bingkai, penutup tingkap dan pintu pagar daripada logam & Pembuatan produk struktur logam lain	78	70	72	69	72	71	71	73	70	
25120	Pembuatan tangki, takungan dan kontena daripada logam Industri lain	63	63	61	58	60	59	62	61	62	
		17	18	17	16	16	16	16	17	16	
259	Pembuatan lain-lain produk yang direka daripada logam; aktiviti perkhidmatan kerja logam	382	381	379	377	382	376	368	373	378	
25910	Tempaan, tekanan, hentakan dan bentuk gelekkan logam; serbuk metalurgi	65	63	64	64	65	61	63	66	67	
25920	Rawatan dan penyalutan logam; menggunakan mesin	43	44	43	44	44	41	41	37	37	
25991	Pembuatan tin untuk produk makanan dan minuman, tiub dan kotak boleh dilipat	53	53	50	50	52	51	53	52	52	
25992 & 25993	Pembuatan kabel, plaited bands (jalur/pita berpintal) dan artikel seumpamanya daripada logam & Pembuatan bolt, skru, nat dan produk uliran seumpamanya	106	109	110	105	106	108	103	104	105	
25994	Pembuatan barangan rumah daripada logam	6	6	6	6	6	6	6	6	6	
25999	Pembuatan produk lain yang direka daripada logam t.t.t.l. Industri lain	91	90	90	92	94	92	86	90	93	
		19	16	16	16	16	16	16	18	19	
261	Pembuatan komponen dan papan elektronik	1,005	1,008	976	936	960	957	879	894	921	
26101 & 26102	Pembuatan diod, transistor dan alatan semikonduktor yang seumpamanya & Pembuatan litar elektronik bersepadu dengan pemasangan mikro	646	655	647	617	606	626	600	620	624	
26103 & 26104 & 26105	Pembuatan kapasitor dan perintang elektrik & Pembuatan papan litar bercetak & Pembuatan komponen paparan	316	312	288	278	313	291	237	239	262	
26109	Pembuatan komponen lain untuk aplikasi elektronik	43	41	42	41	41	41	42	36	35	
262 (26201 & 26202)	Pembuatan komputer dan kelengkapan peranti	268	267	251	255	264	271	290	296	321	
263/ 26300	Pembuatan peralatan komunikasi	65	67	66	64	68	69	64	63	64	
264/ 26400	Pembuatan peralatan elektronik pengguna	119	101	91	83	86	80	62	67	72	
265	Pembuatan kelengkapan mengukur, menguji, memandu arah dan kawalan; jam tangan dan jam	246	266	285	290	311	354	335	282	281	
26511 & 26512	Pembuatan kelengkapan mengukur, menguji, memandu arah dan kawalan & Pembuatan kelengkapan kawalan proses perindustrian	230	250	269	275	295	339	319	267	266	
26520	Pembuatan jam tangan dan jam dan bahagiannya	16	16	16	15	16	16	16	15	15	
266/ 26600	Pembuatan peralatan penyinaran, perubatan elektro dan elektroterapeutik	64	66	67	64	67	60	67	64	67	

2025											Group Description/Period
Okt.	Nov.	Dis.	Jan.	Feb.	Mac	Apr.	Mei	Jun	Jul.	Ogo.	
335	340	349	341	332	340	339	340	337	333	330	Manufacture of non-metallic mineral products n.e.c.
28	28	32	28	28	31	28	28	28	28	27	Manufacture of refractory mortars and concretes
13	13	14	13	13	13	13	15	14	15	14	Manufacture of non-refractory ceramic
19	19	20	21	18	18	18	16	16	18	15	Manufacture of other porcelain and ceramic products
66	67	71	74	72	73	74	75	77	75	75	Manufacture of hydraulic cement
											Manufacture of ready-mix and dry-mix concrete and mortars
											Manufacture of precast concrete, cement or artificial stone articles for use in construction
119	121	115	116	109	111	110	111	106	107	104	Manufacture of prefabricated structural components for building or civil engineering of cement, concrete or artificial stone
56	57	60	54	55	60	59	60	61	57	63	Manufacture of other articles of concrete, cement and plaster n.e.c.
34	35	37	35	35	35	37	36	35	34	32	Manufacture of other non-metallic mineral products n.e.c.
											Other industry
191	194	218	212	203	207	203	197	196	192	190	Manufacture of basic iron and steel
126	126	141	147	148	138	141	137	133	133	130	Manufacture of basic precious and other non-ferrous metals
33	32	33	35	33	34	34	34	34	34	36	Casting of metals
148	146	153	162	156	153	152	156	152	156	160	Manufacture of structural metal products, tanks, reservoirs, steam generators, weapons and ammunition
72	71	73	79	71	70	68	69	68	68	72	Manufacture of metal doors, windows and their frames, shutters and gates
61	60	65	65	67	66	67	70	67	71	69	Manufacture of other structural metal products
16	16	16	17	17	17	18	17	17	18	19	Manufacture of tanks, reservoirs and containers of metal
											Other industry
376	374	402	401	400	396	391	392	385	380	385	Manufacture of other fabricated metal products; metal working service activities
68	68	76	72	72	74	73	75	70	73	76	Forging, pressing, stamping and roll-forming of metal; powder metallurgy
41	38	45	42	43	43	41	41	40	40	36	Treatment and coating of metals; machining
53	55	57	57	56	55	50	51	51	53	51	Manufacture of tins and cans for food products, collapsible tubes and boxes
99	97	104	107	108	105	106	102	104	100	102	Manufacture of metal cable, plaited bands and similar articles
6	6	6	6	6	6	6	6	6	6	6	Manufacture of bolts, screws, nuts and similar threaded products
91	91	95	98	97	96	97	99	97	92	96	Manufacture of metal household articles
19	19	20	18	18	17	17	17	17	17	18	Manufacture of any other fabricated metal products n.e.c.
914	919	1,028	935	937	924	914	897	910	887	888	Manufacture of electronic components and boards
622	620	700	639	634	625	644	591	619	614	617	Manufacture of diodes, transistors and similar semiconductor devices
											Manufacture of electronic integrated circuits micro assemblies
											Manufacture of electrical capacitors and resistors
256	263	288	260	265	259	232	267	252	235	232	Manufacture of printed circuit boards
36	36	40	36	38	39	38	40	39	38	39	Manufacture of display components
											Manufacture of other components for electronic applications
318	312	369	319	316	298	289	329	325	319	325	Manufacture of computers and peripheral equipment
63	76	70	75	74	74	73	74	59	64	59	Manufacture of communication equipment
82	81	85	85	86	89	90	92	91	70	72	Manufacture of consumer electronics
306	305	331	297	313	311	317	323	368	356	299	Manufacture of measuring, testing, navigating and control equipment; watches and clocks
291	289	316	282	298	296	302	307	352	340	283	Manufacture of measuring, testing, navigating and control equipment
15	15	14	15	15	14	15	15	16	16	16	Manufacture of industrial process control equipment
											Manufacture of watches and clocks and parts
66	65	66	60	61	61	59	61	56	57	55	Manufacture of irradiation, electromedical and electrotherapeutic equipment

Jadual
Table **1.6a** : Gaji dan Upah yang Dibayar Sektor Pembuatan Mengikut Kumpulan
: *Salaries and Wages Paid of Manufacturing Sector by Group*

Kod Kumpulan Group code	Keterangan Kumpulan/Tempoh	2023	2024	2024		
				Q1	Q2	Q3
267 (26701 & 26702) & 268 (26800)	Pembuatan peralatan optikal, kelengkapan fotografi, media magnetik dan optikal	499	527	138	129	126
271	Pembuatan motor elektrik, penjana, transformer dan perkakasan pengagihan dan pengawalan elektrik	1,241	1,279	316	322	327
	27101 Pembuatan motor elektrik, penjana dan transformer	489	525	128	125	137
	27102 Pembuatan perkakasan pengagihan dan pengawalan elektrik	751	754	188	196	190
272/ 27200	Pembuatan bateri dan akumulator	550	595	142	157	154
273	Pembuatan pendawaian dan peranti pendawaian	1,069	922	235	223	234
	27310 Pembuatan kabel gentian optikal	92	96	21	24	25
	27320 Pembuatan wayar dan kabel elektronik dan elektrik lain	946	791	205	189	200
	27330 Pembuatan alatan pendawaian pembawa dan bukan pembawa arus untuk litar elektrik (tanpa mengira jenis bahan)	31	35	9	9	9
274/ 27400	Pembuatan kelengkapan pencahayaan elektrik	249	289	70	66	76
275/ 27500	Pembuatan perkakasan domestik	395	349	96	82	85
279/ 27900	Pembuatan kelengkapan elektrik lain	444	512	117	125	129
281 & 282	Pembuatan jentera kegunaan umum dan kegunaan khas	4,451	4,418	1,130	1,053	1,077
	28120 Pembuatan alat-alat kuasa bendalir &	361	254	59	58	62
	28130 Pembuatan pam, pemampat, kepala paip dan injap lain					
	28180 Pembuatan alatan tangan yang menggunakan kuasa dilengkapkan dengan motor elektrik atau bukan motor elektrik atau pneumatik &	899	894	217	205	222
	28220 Pembuatan jentera pembentukan logam dan alatan mesin					
	28192 Pembuatan mesin penyaman udara, termasuk untuk kenderaan bermotor	637	649	181	154	150
	28290 Pembuatan lain-lain mesin bertujuan khas t.t.t.l. Industri lain	513 2,042	492 2,129	125 548	120 516	120 523
291 (29101 & 29102)	Pembuatan kenderaan bermotor	1,110	1,015	261	243	248
292/ 29200	Pembuatan kerangka (<i>coachwork</i>) untuk kenderaan bermotor; pembuatan treler dan semi treler	401	419	106	102	105
293/ 29300	Pembuatan alat ganti dan aksesori untuk kenderaan bermotor	2,115	2,249	525	587	563
301 (30110 & 30120)	Pembinaan kapal dan bot	312	364	90	89	90
302, 303, 304 & 309	Pembuatan lokomotif keretapi, <i>rolling stock</i> , kapal angkasa dan udara, jentera berkaitan, kenderaan tempur ketenteraan, dan kelengkapan pengangkutan t.t.t.l.	859	868	218	220	212
	30910 Pembuatan motosikal	534	551	136	138	134
	30920 Pembuatan basikal dan invalid carriages Industri lain	106 219	86 230	22 60	22 60	23 55
310	Pembuatan perabot	2,687	2,716	694	664	665
	31001 Pembuatan perabot kayu dan rotan Industri lain	2,192 494	2,212 503	569 125	542 122	538 127
321 (32110 & 32120)	Pembuatan barang kemas, <i>bijouterie</i> dan artikel berkaitan	257	264	67	66	64
322, 325 & 329	Pembuatan instrumen muzik, peralatan dan bekalan perubatan dan pergigian dan pembuatan lain t.t.t.l.	738	792	191	190	198
	32901 Pembuatan alat tulis Industri lain	148 590	153 639	37 155	36 154	40 157
323/ 32300	Pembuatan barangan sukan	68	57	16	14	13
324/ 32400	Pembuatan permainan dan mainan	263	242	55	62	63
331 & 332	Pembaikan pemasangan produk logam, jentera, kelengkapan dan pemasangan jentera perindustrian dan kelengkapan	1,407	1,420	362	359	342
	33150 Pembaikan dan penyelenggaraan kelengkapan pengangkutan kecuali motosikal dan basikal Industri lain	312 1,095	305 1,115	86 276	84 274	66 276
Jumlah Pembuatan		97,789	99,268	24,823	24,500	24,474

2025		2024		2025		Group Description/Period
Q4	Q1	Q2	(Jan. - Ogo.)	(Jan. - Ogo.)		
134	127	132	350	345		Manufacture of optical instruments, photographic equipment, magnetic and optical media
314	326	329	858	879		Manufacture of electric motors, generators, transformers and electricity distribution and control apparatus
134	140	146	344	381		Manufacture of electric motors, generators and transformers
180	186	183	514	497		Manufacture of electricity distribution and control apparatus
141	133	151	403	386		Manufacture of batteries and accumulators
230	224	218	617	592		Manufacture of wiring and wiring devices
25	25	27	63	70		Manufacture of fibre optic cables
197	191	182	531	499		Manufacture of other electronic and electric wires and cables
8	9	9	23	23		Manufacture of current-carrying and non current-carrying wiring devices for electrical circuits regardless of material
76	83	84	188	229		Manufacture of electric lighting equipment
86	77	62	235	180		Manufacture of domestic appliances
141	142	154	325	399		Manufacture of other electrical equipment
1,158	1,146	1,073	2,894	2,949		Manufacture of general-purpose and special-purpose machinery
75	50	50	158	133		Manufacture of fluid power equipment
250	243	232	566	629		Manufacture of other pumps, compressors, taps and valves
164	189	165	435	473		Manufacture of power-driven hand tools with self-contained electric or non-electric motor or pneumatic drives
128	104	92	324	258		Manufacture of metal-forming machinery and machine tools
542	559	534	1,412	1,456		Manufacture of air-conditioning machines, including for motor vehicles
264	225	219	667	598		Manufacture of other special-purpose machinery n.e.c.
107	106	104	278	280		Other industry
575	567	625	1,487	1,590		Manufacture of motor vehicles
95	105	104	238	278		Manufacture of bodies (coachwork) for motor vehicles; manufacture of trailers and semi-trailers
218	219	217	579	575		Manufacture of parts and accessories for motor vehicles
142	144	143	363	378		Building of ships and boats
21	20	22	59	56		Manufacture of railway locomotives, rolling stock, air and spacecraft, related machinery, military fighting vehicles and transport equipment n.e.c
55	55	52	157	141		Manufacture of motorcycles
693	700	672	1,795	1,820		Manufacture of bicycles and invalid carriages
563	569	548	1,464	1,482		Other industry
129	131	124	331	338		Manufacture of furniture
66	74	71	176	192		Manufacture of wooden and cane furniture
213	214	209	513	569		Other industry
40	41	42	99	114		Manufacture of jewellery, bijouterie and related articles
173	173	166	413	455		Manufacture of musical instruments, medical and dental instruments and supplies and other manufacturing n.e.c.
13	14	14	39	37		Manufacture of stationery
62	48	55	158	141		Other industry
357	365	363	949	960		Manufacture of sports goods
69	70	69	214	176		Manufacture of games and toys
288	295	294	735	784		Repair of fabricated metal products, machinery and equipment and installation of industrial machinery and equipment
						Repair and maintenance of transport equipment except motorcycles and bicycles
						Other industry
25,470	25,268	24,951	65,566	66,793		Total Manufacturing

Jadual Table **1.6a** : Gaji dan Upah yang Dibayar Sektor Pembuatan Mengikut Kumpulan (samb.)
: *Salaries and Wages Paid of Manufacturing Sector by Group (cont.)*

Kod Kumpulan Group code	Keterangan Kumpulan/Tempoh	2024								
		Jan.	Feb.	Mac	Apr.	Mei	Jun	Jul.	Ogo.	Sep.
267 (26701 & 26702) & 268 (26800)	Pembuatan peralatan optikal, kelengkapan fotografi, media magnetik dan pengagihan dan pengawalan elektrik	44	45	49	44	42	44	42	41	43
271	Pembuatan motor elektrik, penjana, transformer dan perkakasan pengagihan dan pengawalan elektrik	109	104	103	101	110	111	112	108	108
	27101 Pembuatan motor elektrik, penjana dan transformer	46	41	41	38	43	44	45	45	47
	27102 Pembuatan perkakasan pengagihan dan pengawalan elektrik	63	64	61	63	67	67	66	63	61
272/ 27200	Pembuatan bateri dan akumulator	44	50	48	50	54	53	52	51	52
273	Pembuatan pendawaian dan peranti pendawaian	80	78	77	68	78	77	81	78	75
	27310 Pembuatan kabel gentian optikal	7	7	7	8	8	9	9	8	8
	27320 Pembuatan wayar dan kabel elektronik dan elektrik lain	70	67	67	57	67	65	69	67	64
	27330 Pembuatan alatan pendawaian pembawa dan bukan pembawa arus untuk litar elektrik (tanpa mengira jenis bahan)	3	3	3	3	3	3	3	3	3
274/ 27400	Pembuatan kelengkapan pencahayaan elektrik	24	23	23	20	23	23	26	26	25
275/ 27500	Pembuatan perkakasan domestik	32	32	32	25	29	29	28	30	27
279/ 27900	Pembuatan kelengkapan elektrik lain	42	37	38	40	41	44	41	43	45
281 & 282	Pembuatan jentera kegunaan umum dan kegunaan khas	386	380	365	356	349	347	355	356	366
	28120 Pembuatan alat-alat kuasa bendalir									
	& 28130 Pembuatan pam, pemampat, kepala paip dan injap lain	20	20	19	19	20	20	20	21	21
	28180 Pembuatan alatan tangan yang menggunakan kuasa dilengkapkan dengan motor elektrik atau bukan motor elektrik atau pneumatik	74	75	68	67	69	69	72	72	79
	28220 Pembuatan jentera pembentukan logam dan alatan mesin									
	28192 Pembuatan mesin penyaman udara, termasuk untuk kenderaan bermotor	58	63	61	51	51	51	51	49	50
	28290 Pembuatan lain-lain mesin bertujuan khas t.t.t.l. Industri lain	44	41	40	41	39	40	39	40	41
		190	181	177	178	170	168	173	175	175
291 (29101 & 29102)	Pembuatan kenderaan bermotor	90	90	81	80	82	81	80	84	84
292/ 29200	Pembuatan kerangka (coachwork) untuk kenderaan bermotor; pembuatan treler dan semi treler	36	36	33	34	34	34	35	35	35
293/ 29300	Pembuatan alat ganti dan aksesori untuk kenderaan bermotor	172	176	176	195	197	195	188	188	187
301 (30110 & 30120)	Pembinaan kapal dan bot	29	28	32	29	30	30	30	30	31
302, 303, 304 & 309	Pembuatan lokomotif keretapi, rolling stock, kapal angkasa dan udara, jentera berkaitan, kenderaan tempur ketenteraan, dan kelengkapan pengangkutan t.t.t.l.	71	73	74	74	75	72	72	69	71
	30910 Pembuatan motosikal	45	45	47	46	47	45	44	44	46
	30920 Pembuatan basikal dan invalid carriages Industri lain	7	7	7	7	7	7	9	7	7
		19	21	21	20	20	19	19	18	18
310	Pembuatan perabot	237	229	228	221	226	217	217	220	227
	31001 Pembuatan perabot kayu dan rotan Industri lain	194	188	187	180	185	177	175	178	184
		43	42	41	41	41	40	42	42	43
321 (32110 & 32120)	Pembuatan barang kemas, bijouterie dan artikel berkaitan	22	23	23	22	22	22	22	21	21
322, 325 & 329	Pembuatan instrumen muzik, peralatan dan bekalan perubatan dan pergigian dan pembuatan lain t.t.t.l.	64	64	64	63	64	63	65	66	66
	32901 Pembuatan alat tulis Industri lain	12	12	12	12	12	12	13	14	14
		51	52	52	52	52	51	53	52	53
323/ 32300	Pembuatan barangan sukan	5	5	5	5	5	5	5	4	4
324/ 32400	Pembuatan permainan dan mainan	18	18	20	21	21	21	20	21	21
331 & 332	Pembaikan pemasangan produk logam, jentera, kelengkapan dan pemasangan jentera perindustrian dan kelengkapan	120	121	121	123	120	116	114	114	114
	33150 Pembaikan dan penyelenggaraan kelengkapan pengangkutan kecuali motosikal dan basikal Industri lain	27	30	29	30	28	27	22	22	22
		93	91	92	93	92	89	92	92	91
Jumlah Pembuatan		8,350	8,243	8,230	8,112	8,191	8,198	8,124	8,119	8,231

2025											Group Description/Period
Okt.	Nov.	Dis.	Jan.	Feb.	Mac	Apr.	Mei	Jun	Jul.	Ogo.	
43	43	48	41	42	44	43	44	45	44	42	Manufacture of optical instruments, photographic equipment, magnetic and optical media
104	98	112	112	107	107	103	113	112	114	111	Manufacture of electric motors, generators, transformers and electricity distribution and control apparatus
45	44	45	47	45	48	45	50	51	49	47	Manufacture of electric motors, generators and transformers
58	54	67	64	62	59	59	63	61	64	65	Manufacture of electricity distribution and control apparatus
50	47	44	44	45	44	46	51	54	51	51	Manufacture of batteries and accumulators
79	72	79	75	74	74	68	75	75	76	74	Manufacture of wiring and wiring devices
8	8	9	8	8	9	9	9	9	9	9	Manufacture of fibre optic cables
68	61	68	65	63	63	56	63	63	64	62	Manufacture of other electronic and electric wires and cables
3	3	3	3	3	3	3	3	3	3	3	Manufacture of current-carrying and non current-carrying wiring devices for electrical circuits regardless of material
24	24	28	26	29	28	28	28	28	31	31	Manufacture of electric lighting equipment
27	29	30	27	25	25	21	21	20	20	21	Manufacture of domestic appliances
45	47	50	49	46	46	49	51	54	52	52	Manufacture of other electrical equipment
375	375	408	389	386	370	363	354	356	366	364	Manufacture of general-purpose and special-purpose machinery
24	23	27	17	17	17	16	17	17	16	16	Manufacture of fluid power equipment
80	79	90	86	82	76	79	77	76	77	77	Manufacture of other pumps, compressors, taps and valves
51	54	59	61	66	63	54	54	58	60	59	Manufacture of power-driven hand tools with self-contained electric or non-electric motor or pneumatic drives
42	42	43	38	35	31	31	30	30	31	31	Manufacture of metal-forming machinery and machine tools
177	177	188	188	187	184	183	176	175	182	181	Manufacture of air-conditioning machines, including for motor vehicles
83	82	99	78	79	69	68	74	78	75	79	Manufacture of other special-purpose machinery n.e.c.
35	35	37	36	36	34	34	35	35	36	36	Other industry
191	187	198	186	190	191	212	206	207	203	196	Manufacture of motor vehicles
31	32	33	33	34	38	35	35	35	34	34	Manufacture of bodies (coachwork) for motor vehicles; manufacture of trailers and semi-trailers
72	72	73	73	73	73	72	74	71	71	68	Manufacture of parts and accessories for motor vehicles
47	47	48	48	48	47	46	50	47	46	45	Building of ships and boats
7	7	7	7	7	7	7	7	7	8	6	Manufacture of railway locomotives, rolling stock, air and spacecraft, related machinery, military fighting vehicles and transport equipment n.e.c
18	18	18	19	18	18	18	17	17	17	17	Manufacture of motorcycles
227	227	239	238	232	230	223	228	222	223	225	Manufacture of bicycles and invalid carriages
183	184	196	194	188	186	181	187	180	181	184	Other industry
44	43	43	44	44	43	42	41	41	42	41	Manufacture of furniture
22	21	23	24	24	25	24	24	23	23	24	Manufacture of wooden and cane furniture
68	70	75	71	71	72	71	69	69	73	74	Manufacture of jewellery, bijouterie and related articles
13	13	14	14	14	14	14	14	14	15	16	Manufacture of musical instruments, medical and dental instruments and supplies and other manufacturing n.e.c.
55	57	61	57	58	58	57	55	54	58	57	Manufacture of stationery
4	4	5	4	5	5	5	5	5	4	5	Other industry
20	20	22	15	16	17	18	19	19	18	18	Manufacture of sports goods
115	119	124	120	122	122	124	121	117	116	116	Manufacture of games and toys
21	23	25	22	24	24	25	23	22	18	18	Repair of fabricated metal products, machinery and equipment and installation of industrial machinery and equipment
94	96	99	98	98	98	100	99	96	98	98	Repair and maintenance of transport equipment except motorcycles and bicycles
											Other industry
8,282	8,298	8,890	8,479	8,410	8,379	8,306	8,315	8,330	8,312	8,262	Total Manufacturing

Jadual **1.6b** : Gaji dan Upah yang Dibayar Sektor Pembuatan Mengikut Kumpulan: Perubahan Peratusan Tahunan
 Table : *Salaries and Wages Paid of Manufacturing Sector by Group: Annual Percentage Change*

Kod Kumpulan Group code	Keterangan Kumpulan/Tempoh	2023		2024				2025		2024	2025	2024			
		2023	2024	Q1	Q2	Q3	Q4	Q1	Q2	(Jan. - Ogo.)	(Jan. - Ogo.)	Jan.	Feb.	Mac	Apr.
		101	Pemprosesan dan pengawetan daging	17.9	0.2	0.01	-2.0	1.2	1.6	10.7	16.9	-0.4	14.6	-1.8	0.2
102	Pemprosesan dan pengawetan ikan, krustasea dan moluska	6.0	0.5	0.03	-1.2	1.9	1.3	2.3	1.8	-0.1	1.6	0.9	0.1	-1.0	-1.0
	10201 Pengetinan ikan, krustasea dan moluska &	7.4	-2.3	-3.3	-4.2	-1.4	-0.4	3.3	4.6	-3.4	4.1	-2.3	-2.9	-4.9	-3.9
	10202 Pemprosesan dan pengawetan ikan, krustasea dan moluska Industri lain	0.3	12.4	15.0	11.7	15.9	7.7	-1.3	-8.8	14.1	-7.5	15.0	13.3	16.7	12.1
103	Pemprosesan dan pengawetan buah-buahan dan sayur - sayuran	17.9	-3.8	2.8	-5.5	-4.7	-7.7	-8.0	-6.3	-1.9	-5.9	6.4	-0.6	2.8	-3.2
	10303 Pengetinan nanas &	39.3	-4.0	-4.0	-8.1	-4.1	0.9	0.7	0.8	-6.1	2.6	7.2	-8.7	-9.0	-7.4
	10304 Pembuatan jem, marmalad dan sajian jeli Industri lain	16.6	-3.8	3.3	-5.3	-4.7	-8.4	-8.7	-6.8	-1.6	-6.6	6.4	-0.02	3.8	-2.9
104	Pembuatan minyak dan lemak daripada sayuran dan haiwan	7.9	6.9	5.7	8.7	7.1	6.2	6.4	2.1	7.4	4.3	5.3	7.0	4.7	8.1
	10404 Pembuatan minyak sayuran mentah dan bertapis &	-0.1	2.8	-1.8	-3.0	7.9	8.7	18.8	10.0	0.3	11.0	-2.4	-2.2	-1.0	-2.2
	10406 Pembuatan sebatian lemak masakan	22.9	5.8	14.9	11.0	-0.3	-0.8	8.0	13.0	9.6	11.9	12.0	12.9	19.7	9.7
	10405 Pembuatan minyak kelapa Industri lain	8.1	7.3	5.9	9.5	7.4	6.3	5.4	1.1	7.9	3.5	5.6	7.5	4.6	8.8
105	Pembuatan produk tenusu	5.3	8.8	9.8	6.5	10.2	8.8	7.8	7.3	9.3	7.1	22.9	-1.0	8.0	8.7
	10502 Pembuatan susu pekat, tepung dan sejat Industri lain	5.1	9.4	10.2	6.1	11.5	10.0	7.3	7.3	9.6	6.9	25.9	-2.4	8.3	8.4
		7.4	3.9	6.0	9.6	0.7	-0.1	11.3	7.1	6.7	8.5	1.4	10.7	6.4	11.0
106	Pembuatan produk bijian, kanji dan produk berkanji	3.9	-8.9	-6.1	-12.5	-9.9	-6.9	3.2	1.1	-9.9	2.3	2.7	-11.0	-10.0	-12.1
	10611 Pengilangan beras	3.9	-7.1	-6.20	-7.8	-8.4	-5.9	-2.3	-2.4	-7.4	-2.3	-1.4	-8.9	-8.0	-8.9
	10613 Pengilangan tepung Industri lain	4.4	-11.4	-5.8	-18.9	-12.4	-7.9	10.9	6.8	-13.3	9.2	9.8	-14.2	-13.6	-16.9
		-0.1	-5.1	-7.5	-2.8	-3.5	-6.6	-5.0	-8.4	-4.9	-7.7	-12.8	-6.3	-2.3	-2.8
107	Pembuatan produk makanan lain	7.9	2.7	5.6	3.9	1.5	0.2	1.2	2.4	3.9	2.1	6.0	5.7	5.1	5.1
	10711 Pembuatan biskut dan cookies	14.3	5.9	6.2	5.5	6.2	5.7	6.9	8.2	5.8	8.1	7.5	5.6	5.3	6.2
	10712 Pembuatan roti, kek dan produk bakeri lain	6.7	3.5	4.4	4.0	2.5	3.3	2.9	1.8	3.4	1.9	2.4	7.6	3.1	5.4
	10713 Pembuatan produk snek	7.9	13.9	12.8	18.7	14.2	10.3	9.2	3.7	15.7	6.6	13.9	11.1	13.5	16.0
	10721 Pembuatan gula	-11.9	9.2	10.3	10.2	3.6	12.5	3.0	10.1	9.6	8.3	3.5	9.2	18.8	12.7
	10731 Pembuatan produk koko	4.9	-1.1	0.6	1.2	-1.7	-4.4	12.5	-1.9	-0.4	3.4	12.7	-8.3	-2.3	-1.1
	10732 Pembuatan coklat dan produk coklat &	1.0	-2.3	2.4	2.5	-6.7	-6.7	0.6	-0.6	0.4	0.3	5.4	0.8	1.0	4.2
	10733 Pembuatan konfeksi gula	16.3	20.8	29.2	18.2	20.0	16.7	2.6	9.0	22.6	5.6	27.1	35.3	25.9	19.7
	10793 Pembuatan sos dan bahan perasa	17.2	-5.3	2.7	-3.0	-10.3	-9.7	-7.9	-1.9	-2.8	-3.6	6.2	-0.7	2.3	1.9
	10799 Pembuatan produk makanan lain t.t.t.l. Industri lain	4.3	-2.2	-0.3	-1.2	-1.6	-5.6	-1.2	0.3	-0.7	0.2	0.3	-0.6	-0.5	-1.0
108/10800	Pembuatan makanan haiwan tersedia	7.6	-0.3	-0.7	-2.2	0.9	0.5	-2.9	0.3	-1.0	-1.9	10.6	-6.8	-5.3	-1.4
110	Pembuatan minuman ringan	7.7	7.3	6.7	7.2	7.4	7.9	8.9	6.7	7.3	8.0	6.6	6.4	7.1	7.3
	11041 Pembuatan minuman ringan	9.4	6.9	4.2	5.0	7.7	10.4	10.6	6.1	5.3	7.9	4.1	3.8	4.7	5.2
	11042 Pengeluaran air mineral semulajadi dan minuman lain yang dibotolkan Industri lain	1.4	2.9	7.2	3.9	2.5	-1.8	4.2	8.6	5.5	7.6	8.5	8.6	4.4	3.7
		12.9	28.0	33.8	48.6	21.7	13.3	6.7	6.8	37.0	9.5	28.9	27.5	46.6	49.7
120/12000	Pembuatan produk tembakau	4.8	-0.6	-3.5	-1.4	2.2	0.7	0.5	4.0	-1.3	2.5	-0.9	-5.8	-3.8	-2.6
131	Pemintalan, penenunan dan penyiapan tekstil	-2.5	2.9	1.5	4.7	2.4	3.1	3.9	1.1	3.1	1.5	1.8	1.8	0.8	4.7
	13110 Penyediaan dan pemintalan gentian tekstil &	0.3	4.1	4.8	6.1	2.6	3.0	4.0	1.0	4.7	1.6	5.5	6.4	2.6	7.5
	13120 Penenunan tekstil														
	13132 Pewarnaan, pelunturan, percetakan dan penyiapan akhir benang dan fabrik Industri lain	-8.9	0.8	-5.8	1.6	3.2	4.7	4.4	1.4	-0.4	1.6	-6.6	-7.5	-3.3	-2.0
		1.4	-6.0	-0.82	2.6	-10.5	-15.0	-5.0	0.3	-1.4	-1.6	-0.9	-0.5	-1.1	8.1
139	Pembuatan tekstil lain	13.1	1.0	3.0	0.2	0.8	-0.1	-0.2	1.3	1.3	1.2	3.4	2.0	3.6	-0.02
	13910 Pembuatan fabrik dikait dan dikrusye Industri lain	3.3	-3.8	0.9	-2.3	-2.8	-10.6	-8.2	-10.4	-1.2	-7.2	1.6	-4.5	5.8	-2.3
		17.5	2.8	3.8	1.2	2.2	4.1	2.6	5.7	2.3	4.3	4.1	4.5	2.8	0.9
141	Pembuatan pakaian, kecuali pakaian berbulu	5.8	1.0	2.7	1.5	0.9	-1.2	0.7	0.7	1.9	0.8	2.2	2.8	3.2	1.9
	14102 Pembuatan pakaian Industri lain	6.3	5.3	7.1	5.5	5.5	3.1	5.8	5.5	6.1	5.6	5.3	7.3	8.7	5.9
		4.8	-8.1	-6.5	-6.7	-8.5	-10.8	-11.9	-10.4	-7.0	-10.4	-4.7	-6.6	-8.1	-6.6
142 & 143	Pembuatan artikel daripada kulit bulu dan pakaian yang dikait dan dikrusye	-1.6	3.4	6.4	4.5	0.9	2.1	4.8	1.4	4.1	3.9	0.4	9.7	9.6	7.4
151 (15110 & 15120)	Penyamakan dan pembersihan kulit, pembuatan bagasi, beg tangan, pelana dan abah-abah pembersihan dan pewarnaan bulu	5.2	5.3	-0.2	4.6	8.6	7.9	11.8	9.4	3.6	10.1	-0.7	-0.8	1.0	2.4
152	Pembuatan kasut	6.5	2.0	2.7	0.6	1.7	3.1	1.4	1.8	1.7	1.6	4.0	3.2	0.9	2.1
	15201 Pembuatan kasut kulit &	2.8	-5.3	-6.6	-7.2	-4.9	-2.2	-1.2	2.6	-6.4	1.3	-5.7	-5.3	-8.8	-7.3
	15203 Pembuatan kasut getah Industri lain	16.2	18.8	26.1	19.7	16.7	13.8	6.3	0.3	21.6	2.1	28.9	24.6	24.8	25.5
161/16100	Pengilangan dan pengetaman kayu	1.1	6.9	2.0	6.5	8.7	10.4	5.7	7.6	5.2	7.3	0.4	0.5	5.3	6.4

2025																Group Description/Period
Mei	Jun	Jul.	Ogo.	Sep.	Okt.	Nov.	Dis.	Jan.	Feb	Mar	Apr	Mei	Jun	Jul.	Ogo.	
-1.3	-2.9	3.0	0.2	0.4	0.9	1.1	2.8	11.3	6.1	14.7	18.0	9.2	23.7	19.1	14.6	Processing and preserving of meat
-1.2	-1.6	-1.0	3.4	3.1	1.6	1.8	0.5	2.3	1.3	3.3	3.2	2.2	0.05	0.3	0.3	Processing and preserving of fish, crustaceans and molluscs
-4.3	-4.4	-4.8	0.2	0.3	-1.0	0.2	-0.2	1.2	2.9	5.8	5.6	5.0	3.1	4.3	4.5	<i>Canning of fish, crustaceans and molluscs</i>
12.6	10.4	16.1	16.9	14.6	12.0	8.0	3.2	6.5	-4.8	-5.8	-6.1	-8.5	-11.6	-14.4	-14.9	<i>Processing, curing and preserving of fish, crustacean and molluscs</i>
-6.4	-6.8	-2.3	-4.5	-7.4	-7.4	-8.0	-7.8	-9.3	-5.6	-9.1	-8.0	-6.3	-4.5	-4.9	0.7	Processing and preserving of fruits and vegetable
-8.5	-8.5	-6.0	-6.4	0.3	4.1	-0.3	-0.9	-4.7	5.3	1.6	0.0	-0.9	3.3	3.3	13.6	<i>Pineapple canning</i>
-6.3	-6.7	-2.0	-4.4	-8.0	-8.2	-8.6	-8.2	-9.7	-6.4	-9.8	-8.6	-6.7	-5.0	-5.5	-0.2	<i>Manufacture of jams, marmalades and table jellies</i>
9.5	8.5	8.4	7.7	5.3	4.9	6.6	7.0	6.5	6.6	6.0	1.6	1.9	2.7	2.0	7.2	Manufacture of vegetable and animal oils and fats
-3.0	-3.9	8.9	9.5	5.5	7.9	8.9	9.3	23.6	16.2	16.5	8.8	11.1	10.3	4.4	-1.6	<i>Manufacture of crude and refined vegetable oil</i>
12.2	11.0	2.1	-0.6	-2.3	-2.7	0.1	0.3	10.1	10.5	3.8	8.2	14.9	15.8	16.3	16.0	<i>Manufacture of compound cooking fats</i>
10.4	9.4	8.6	8.0	5.6	5.0	6.7	7.1	5.1	5.8	5.2	0.8	0.8	1.7	1.3	7.5	<i>Manufacture of coconut oil</i>
8.0	2.9	20.6	5.7	4.9	9.3	9.1	8.1	9.5	9.3	4.4	7.2	1.7	13.1	2.4	9.6	Manufacture of dairy products
8.0	2.0	23.0	6.0	6.2	10.8	11.2	8.3	8.3	9.0	4.6	7.2	0.8	14.1	1.5	10.5	<i>Manufacture of condensed, powdered and evaporated milk</i>
7.8	10.0	3.2	4.0	-4.9	-1.3	-5.6	7.0	20.6	11.2	2.6	7.6	8.6	5.2	9.9	3.0	<i>Other industry</i>
-10.0	-15.3	-11.8	-11.0	-6.9	-10.2	-9.1	-1.5	-2.2	11.4	1.4	1.5	0.3	1.4	1.6	3.5	Manufacture of grain mill products, starches and starch products
-7.1	-7.3	-10.5	-6.8	-7.8	-7.5	-6.7	-3.5	-4.3	-1.4	-1.2	-1.0	-3.3	-2.9	-3.0	-1.5	<i>Rice milling</i>
-14.4	-24.7	-14.2	-16.5	-6.5	-13.7	-12.3	1.4	0.5	30.0	5.7	5.3	6.4	8.6	8.8	11.7	<i>Flour milling</i>
-2.8	-3.0	-4.7	-3.0	-2.7	-6.1	-4.9	-8.6	-7.0	-3.0	-4.7	-3.4	-11.0	-11.0	-10.7	-10.5	<i>Other industry</i>
3.4	3.1	1.4	1.7	1.4	-0.1	1.0	-0.2	-0.1	2.0	1.8	1.7	2.4	3.1	4.6	1.5	Manufacture of other food products
6.0	4.4	5.2	6.5	6.8	6.7	5.5	5.0	3.9	3.8	13.3	7.0	7.2	10.4	11.2	7.8	<i>Manufacture of biscuits and cookies</i>
2.4	4.2	-2.0	4.4	5.0	0.3	4.9	4.6	3.2	3.3	2.0	1.4	1.4	2.8	2.9	-1.9	<i>Manufacture of bread, cakes and other bakery products</i>
19.6	20.6	17.6	13.5	11.6	12.6	11.4	7.3	7.7	8.6	11.2	3.5	5.0	2.7	7.9	5.9	<i>Manufacture of snack products</i>
7.1	11.1	9.9	5.1	-3.7	14.0	11.0	12.5	1.0	0.2	7.8	13.7	8.9	8.0	15.7	11.3	<i>Manufacture of sugar</i>
-1.2	6.3	-4.0	-4.1	3.0	-3.2	-3.7	-6.1	9.8	18.2	10.0	3.5	-3.1	-6.6	2.6	-5.4	<i>Manufacture of cocoa products</i>
2.0	1.5	-1.8	-9.7	-8.3	-8.8	-8.0	-3.6	-3.2	5.9	-0.5	-0.8	-0.4	-0.7	-0.2	2.5	<i>Manufacture of chocolate and chocolate products</i>
19.8	15.0	19.4	19.5	21.0	16.9	19.9	13.7	6.7	1.7	-0.2	4.7	11.3	11.1	10.0	1.4	<i>Manufacture of sugar confectionery</i>
-4.3	-6.2	-10.5	-10.5	-9.9	-10.6	-8.4	-9.9	-10.6	-2.3	-10.3	-2.9	-0.8	-2.0	1.8	-0.3	<i>Manufacture of sauces and condiments</i>
-1.0	-1.5	0.04	-1.3	-3.5	-4.0	-5.5	-7.3	-3.3	-1.5	1.4	0.1	-0.5	1.4	2.6	1.3	<i>Manufacture of other food products n.e.c.</i>
-4.6	-0.4	-4.4	5.2	1.9	2.9	-2.0	0.8	-4.0	-3.3	-1.3	6.3	-0.1	-5.0	-2.3	-4.4	Manufacture of prepared animal feeds
6.1	8.3	8.1	8.3	6.0	6.3	8.4	9.0	8.6	8.8	9.1	6.0	6.3	7.8	8.4	8.6	Manufacture of beverages
3.3	6.6	7.2	7.9	8.0	8.6	10.4	12.0	10.2	11.0	10.6	5.0	5.9	7.4	6.7	6.5	<i>Manufacture of soft drinks</i>
4.1	4.0	4.6	5.8	-2.6	-3.2	-1.4	-0.9	3.6	3.5	5.6	8.3	8.2	9.5	12.1	10.6	<i>Production of natural mineral waters and other bottled waters</i>
49.3	46.8	32.9	20.0	14.5	14.5	18.7	7.5	9.0	5.1	6.0	8.5	4.9	7.0	14.7	22.1	<i>Other industry</i>
-2.9	1.4	2.9	2.6	1.1	0.7	0.5	0.9	0.7	0.6	0.3	4.2	3.7	4.2	3.4	3.6	Manufacture of tobacco products
4.8	4.5	4.9	1.2	1.1	3.2	2.2	3.7	3.9	3.6	4.1	2.5	0.5	0.3	0.3	-2.6	Spinning, weaving and finishing of textiles
5.3	5.5	4.2	1.0	2.5	3.8	1.6	3.6	3.8	4.3	3.9	0.9	1.2	1.0	1.3	-3.0	<i>Preparation and spinning of textile fibres</i>
3.5	3.3	7.7	2.9	-0.8	3.3	5.5	5.3	5.6	2.8	4.9	6.6	-1.3	-1.0	-2.2	-2.0	<i>Weaving of textiles</i>
8.2	-7.3	-4.4	-11.6	-15.8	-16.5	-16.8	-11.7	-11.8	-5.4	1.4	4.1	-1.4	-1.8	-2.3	4.5	<i>Dyeing, bleaching, printing and finishing of yarns and fabrics</i>
0.4	0.3	0.5	0.6	1.4	-1.1	0.2	0.7	0.5	0.3	-1.4	0.6	1.8	1.3	2.4	4.0	Manufacture of other textiles
-2.4	-2.0	-2.7	-2.5	-3.3	-10.7	-11.2	-9.9	-8.5	-5.3	-10.7	-10.9	-9.9	-10.4	1.3	-2.7	<i>Manufacture of knitted and crocheted fabrics</i>
1.5	1.2	1.7	1.8	3.1	2.7	4.7	4.8	3.7	2.2	2.0	5.0	6.2	5.9	2.7	6.4	<i>Other industry</i>
1.5	1.1	1.4	0.6	0.6	0.2	-2.2	-1.5	-1.1	1.9	1.3	1.0	0.7	0.5	0.6	1.7	Manufacture of wearing apparel, except fur
5.4	5.3	5.8	5.3	5.3	4.6	2.1	2.9	3.8	7.7	6.2	6.0	5.8	4.9	4.8	5.4	<i>Manufacture of clothings</i>
-6.5	-7.0	-7.6	-8.9	-8.9	-8.6	-11.4	-12.2	-12.9	-12.1	-10.7	-10.9	-11.0	-9.3	-9.5	-6.7	<i>Other industry</i>
3.0	3.1	2.2	-1.7	2.0	3.8	1.6	0.8	2.4	7.4	4.7	1.8	0.8	1.4	5.9	6.5	Manufacture of articles of fur, knitted and crocheted apparel
3.0	8.5	7.5	8.2	9.9	6.6	9.5	7.7	10.0	14.5	10.9	10.4	10.0	7.7	10.0	7.6	Tanning and dressing of leather; manufacture of luggage, handbags, saddlery and harness; dressing and dyeing of fur
1.3	-1.8	2.1	2.0	1.2	2.0	2.9	4.3	2.3	0.3	1.7	3.1	0.8	1.6	0.9	1.7	Manufacture of footwear
-7.5	-6.8	-4.6	-5.0	-5.2	-4.4	-2.1	0.1	-0.1	-3.8	0.5	2.3	2.2	3.5	3.2	2.9	<i>Manufacture of leather footwear</i>
22.7	10.8	17.8	17.3	15.2	16.0	12.9	12.5	6.8	8.2	3.8	4.6	-1.6	-2.4	-3.4	-0.6	<i>Manufacture of rubber footwear</i>
6.2	7.1	8.2	8.1	9.7	10.3	10.9	10.1	6.7	8.4	2.2	7.1	7.0	8.6	7.6	10.6	Sawmilling and planning of wood

Jadual Table **1.6b** : Gaji dan Upah yang Dibayar Sektor Pembuatan Mengikut Kumpulan: Perubahan Peratusan Tahunan
 : *Salaries and Wages Paid of Manufacturing Sector by Group: Annual Percentage Change*

Kod Kumpulan Group code	Keterangan Kumpulan/Tempoh	2023		2024				2025		2024				2025			
		2023	2024	Q1	Q2	Q3	Q4	Q1	Q2	(Jan. - Ogo.)	(Jan. - Ogo.)	Jan.	Feb.	Mac	Apr.		
		162	Pembuatan produk daripada kayu, gabus, jerami dan bahan jalinan lain	5.8	2.2	2.6	3.4	2.3	0.7	1.9	1.0	2.9	1.3	4.3	1.7	1.8	3.4
16211	Pembuatan kepingan venier dan papan lapis	3.4	4.2	3.9	6.8	5.2	1.1	0.7	-2.2	5.4	0.01	7.9	2.5	1.2	6.4		
16212	Pembuatan papan partikel dan papan gentian	8.0	-4.3	6.3	-1.6	-11.0	-10.8	-13.7	-5.8	-1.0	-8.8	5.2	5.4	8.4	-2.6		
16221	Pertukangan kayu untuk jurubina	11.6	-0.5	-6.8	-4.6	1.8	8.2	18.7	14.3	-3.6	12.4	-7.4	-7.1	-5.8	-4.8		
	Industri lain	3.6	6.1	8.6	9.1	6.5	0.6	-1.0	-1.0	8.6	-0.1	9.7	8.5	7.6	12.4		
170	Pembuatan kertas dan produk kertas	2.3	0.6	1.1	0.4	0.5	0.5	0.4	1.2	0.8	0.8	2.3	0.3	0.8	0.4		
17010	Pembuatan pulpa, kertas dan kertas tebal	-20.6	-2.5	-5.1	4.0	-3.8	-4.1	-7.4	-2.9	-1.7	-3.8	-3.4	-9.0	-2.6	1.4		
17020	Pembuatan kertas gelugur dan kertas tebal dan bekas daripada kertas dan kertas tebal	9.5	0.7	4.4	0.6	-1.1	-1.0	3.7	3.2	1.5	3.0	4.6	4.3	4.2	1.4		
17091	Pembuatan sampul surat dan kad surat	-1.6	7.7	2.9	2.5	14.5	10.9	6.9	4.0	5.6	3.1	3.2	1.0	4.3	2.7		
17092	Pembuatan kertas kegunaan rumah dan pembersih peribadi	6.0	4.6	1.1	2.8	9.3	6.0	-4.4	-0.4	4.1	-1.5	6.3	-0.9	-1.7	1.4		
17093	Pembuatan kertas bergam atau pelekat yang berjalur atau bergulung dan label dan kertas dinding	-8.1	-7.0	-10.2	-10.7	-5.1	-1.7	4.3	1.6	-9.5	1.5	-11.5	-9.3	-9.8	-10.3		
	Industri lain	11.7	2.8	6.6	3.3	-0.1	1.8	-0.6	-0.3	3.9	0.1	6.7	7.4	5.6	3.8		
181 & 182	Percetakan, aktiviti perkhidmatan berkaitan percetakan dan penerbitan semula media rakaman	6.3	4.8	4.9	5.9	5.0	3.5	2.4	2.7	5.5	2.6	0.1	8.9	5.8	6.3		
18110	Percetakan	6.4	4.1	5.3	5.6	3.8	1.8	0.5	2.1	5.3	1.6	-0.02	9.7	6.3	6.0		
18120 &	Aktiviti perkhidmatan berkaitan percetakan	5.2	8.6	2.8	7.7	11.5	12.8	12.5	5.8	6.7	7.8	0.7	4.9	3.1	8.0		
18200	Penerbitan semula media rakaman																
192 (19201 & 19202)	Pembuatan produk petroleum bertapis	5.9	0.9	0.8	0.2	0.9	1.8	1.5	1.4	0.7	1.5	0.1	1.8	0.6	0.4		
201	Pembuatan kimia asas, baja dan sebatian nitrogen, plastik dan getah sintetik dalam bentuk primer	0.5	-5.9	-10.7	-9.3	-2.9	0.0	4.2	4.3	-8.6	3.3	-7.7	-10.6	-13.8	-10.1		
20111	Pembuatan gas perindustrian atau perubatan bukan organik dalam bentuk cecair atau mampat	21.3	-7.9	-6.2	-8.8	-5.4	-11.1	24.6	30.9	-7.7	23.2	9.9	-10.5	-14.9	-9.1		
20112 &	Pembuatan kimia organik asas	-2.5	-18.0	-23.6	-20.0	-17.4	-10.0	0.8	2.6	-21.1	2.2	-23.0	-22.6	-25.1	-19.1		
20113	Pembuatan sebatian bukan organik																
20121 &	Pembuatan baja	-7.6	-8.0	-10.7	-13.6	-1.0	-5.8	-2.4	9.9	-9.4	3.8	-13.4	-10.9	-7.8	-13.2		
20129	Pembuatan produk campuran nitrogen																
20131	Pembuatan plastik dalam bentuk primer	3.5	19.3	14.6	12.2	24.2	26.5	3.5	-2.9	15.8	-2.0	22.1	15.5	7.2	7.8		
	Industri lain	-9.0	-7.0	-13.5	-3.3	-1.3	-8.5	6.3	2.0	-6.6	4.4	-12.5	-13.5	-14.5	-2.4		
202 & 203	Pembuatan produk kimia lain dan serat buatan manusia	3.2	3.8	6.2	4.3	2.1	2.4	-1.4	-4.9	4.5	-4.2	2.7	6.6	9.3	7.3		
20210	Pembuatan racun perosak dan produk agrokimia lain	17.4	18.1	16.8	11.2	20.6	24.2	33.2	31.2	15.5	31.0	20.1	20.7	11.0	11.0		
20221	Pembuatan cat, varnis dan penyadur dan mastik	16.1	7.0	12.4	12.8	3.5	-0.3	-4.2	-6.8	11.2	-5.5	9.5	13.7	13.9	13.4		
20222	Pembuatan dakwat cetak	-10.3	-18.9	-14.9	-18.0	-23.5	-19.5	-8.7	-7.5	-18.3	-7.1	-15.7	-11.0	-17.9	-10.1		
20231 &	Pembuatan sabun dan bahan pencuci, penyediaan membersihkan dan mengilat	6.2	-1.7	-2.5	-2.1	-2.6	0.4	-4.9	-10.9	-2.5	-9.1	-5.8	-5.1	3.3	-3.9		
20232	Pembuatan pewangi dan penyediaan dandanan diri																
20291 &	Pembuatan plat fotografi, filem, sensitized paper dan other sensitized unexposed materials	-4.8	9.3	16.3	12.1	6.6	3.1	-7.3	-13.0	12.3	-12.0	8.7	18.8	22.5	21.7		
20292 &	Pembuatan dakwat menulis dan melukis																
20299	Pembuatan produk kimia lain t.t.t.l.																
	Industri lain	-12.7	-19.0	-31.7	-30.4	-9.7	5.2	5.1	8.0	-27.7	5.4	-32.4	-33.2	-29.1	-29.9		
210	Pembuatan produk farmaseutikal, kimia perubatan dan botani	1.9	0.9	1.4	0.6	0.3	1.3	0.9	2.8	0.8	2.4	1.4	0.8	1.9	0.7		
21001	Pembuatan bahan aktif ubat-ubatan untuk digunakan oleh bidang farmakologi dalam pembuatan ubat-ubatan	-0.9	-1.0	-1.7	-1.1	-0.5	-0.6	-4.3	-3.1	-1.1	-3.3	-1.1	-2.1	-2.0	-2.1		
	Industri lain	13.1	7.4	13.1	6.6	3.1	7.8	18.0	22.3	7.7	21.0	11.2	11.6	16.6	11.4		
221	Pembuatan produk getah	-1.4	-0.6	1.9	-1.6	-2.6	0.3	2.2	0.5	-1.0	1.0	5.2	0.9	-0.3	-2.0		
22111	Pembuatan tayar getah untuk kenderaan	25.7	-24.9	-10.2	-27.7	-30.7	-30.1	-19.7	-12.3	-22.2	-12.9	-1.5	-13.7	-16.2	-31.4		
22112	Pembuatan bunga tayar yang boleh ditukar ganti dan tayar celup	27.3	22.0	26.6	25.1	20.9	16.4	17.9	-3.4	24.9	4.3	32.1	23.9	24.4	26.9		
22191 &	Pembuatan produk lain daripada getah asli atau sintetik, tidak divulkan, divulkan atau dikeraskan	4.4	7.4	5.8	5.7	6.8	10.9	22.5	13.5	5.9	17.3	12.1	0.5	4.9	1.5		
22193	Pengilangan semula getah dan prosesan susu getah																
22192	Pembuatan sarung tangan getah	-8.6	3.9	5.8	2.6	1.8	5.6	2.9	1.1	2.6	1.1	7.9	5.0	4.7	5.0		
22199	Pembuatan produk getah lain yang t.t.t.l.	-4.0	-9.5	-8.3	-8.5	-11.4	-9.7	-14.0	-10.3	-9.0	-12.4	-7.7	-3.5	-13.4	-8.8		
222	Pembuatan produk plastik	2.7	2.3	0.7	1.6	3.6	3.3	1.3	-0.1	1.9	0.6	0.9	1.6	-0.4	0.8		
22201 &	Pembuatan produk plastik separa siap	0.9	-8.6	-9.6	-9.8	-9.5	-5.4	1.1	5.2	-9.7	4.6	-9.9	-10.1	-8.8	-10.6		
22202	Pembuatan produk plastik siap																
22203	Pembuatan artikel plastik untuk pembungkusan barangan	19.5	3.9	-4.1	-3.7	8.8	16.3	15.3	15.4	-1.3	15.0	-0.7	0.2	-10.5	-3.5		
22204	Pembuatan barangan plastik jurubina	17.5	-0.2	6.7	-7.9	-2.2	3.6	3.0	8.3	-2.0	6.1	12.5	3.4	4.5	-0.8		
22205	Pembuatan pinggan mangkuk, peralatan dapur dan barangan tandas daripada plastik	-2.3	9.4	2.2	5.3	11.1	19.1	-5.9	-8.9	5.5	-8.1	1.3	1.7	3.5	3.7		
22209	Pembuatan pelbagai produk plastik t.t.t.l.	-6.8	11.6	17.8	20.7	11.5	-1.1	-8.2	-16.2	18.4	-13.0	15.6	18.4	19.5	18.8		
231 (23101 & 23102 & 23109)	Pembuatan kaca dan produk kaca	3.6	2.5	0.1	6.5	3.6	0.0	-4.4	-6.3	3.7	-5.6	-5.5	0.05	6.3	8.3		

2025															Group Description/Period	
Mei	Jun	Jul.	Ogo.	Sep.	Okt.	Nov.	Dis.	Jan.	Feb	Mar	Apr	Mei	Jun	Jul.	Ogo.	
3.3	3.4	4.0	1.6	1.3	0.4	0.3	1.2	1.3	1.7	2.7	2.0	0.9	0.1	0.9	1.3	Manufacture of products of wood, cork, straw and plaiting materials
6.6	7.5	6.5	4.6	4.5	1.6	1.1	0.5	0.7	-0.2	1.8	-2.6	-2.1	-1.9	1.0	3.3	Manufacture of veneer sheets and plywood
-1.1	-0.9	-8.5	-14.3	-10.0	-9.5	-10.5	-12.4	-13.4	-13.2	-14.5	-5.4	-6.2	-5.7	-4.2	-4.9	Manufacture of particle board and fibreboard
-4.4	-4.6	4.0	1.4	-0.1	3.6	3.6	17.6	17.9	19.3	19.0	17.9	16.8	8.2	1.1	0.4	Manufacture of builders' carpentry
8.4	6.5	8.0	7.6	4.1	1.8	4.1	-3.7	-3.6	-0.6	1.3	1.3	-4.6	0.1	4.2	1.1	Other industry
0.3	0.6	1.0	0.4	0.1	0.5	0.7	0.4	0.3	0.5	0.3	1.5	1.3	0.9	1.2	0.9	Manufacture of paper and paper products
8.1	2.8	-2.8	-5.0	-3.6	-3.8	-4.5	-3.9	-7.1	-5.0	-10.2	-5.7	-2.9	0.1	1.3	1.4	Manufacture of pulp, paper and paperboard
-1.5	1.9	-2.8	0.3	-0.8	-1.0	-1.2	-0.9	3.1	3.0	4.8	4.0	5.0	0.8	1.7	1.8	Manufacture of corrugated paper and paperboard and of containers of paper and paperboard
2.0	2.8	6.7	22.7	14.2	13.0	9.4	10.3	8.2	9.0	3.5	3.3	4.1	4.6	3.4	-9.2	Manufacture of envelopes and letter-card
4.6	2.3	19.2	4.5	4.9	6.0	5.9	6.1	-3.8	-3.3	-6.2	-0.8	-2.0	1.6	1.5	1.7	Manufacture of household and personal hygiene paper
-10.6	-11.2	-6.5	-6.9	-1.8	-2.7	-0.9	-1.5	4.0	4.6	4.4	3.4	3.5	-2.1	-2.7	-2.6	Manufacture of gummed or adhesive paper in strips or rolls and labels and wall paper
4.0	2.2	-0.6	2.1	-1.7	1.8	3.9	-0.04	-1.1	-1.7	1.0	1.1	-4.1	2.0	2.1	1.4	Other industry
5.2	6.3	7.1	4.8	2.9	3.6	4.4	2.5	2.4	2.6	2.3	2.5	2.9	2.6	2.3	2.9	Printing, service activities related to printing and reproduction of recorded media
4.7	6.2	6.6	3.5	1.3	2.0	2.6	0.9	0.5	0.7	0.4	1.2	2.7	2.3	2.0	2.9	Printing
8.1	7.0	10.3	12.2	11.9	12.4	14.2	11.9	12.1	12.5	13.1	9.9	3.8	4.1	4.3	3.1	Service activities related to printing
																Reproduction of recorded media
-1.1	1.2	1.9	0.5	0.2	1.1	2.6	1.7	1.8	1.5	1.2	1.8	1.5	0.9	1.1	1.9	Manufacture of refined petroleum products
-8.2	-9.5	-7.1	-0.6	-0.9	-1.5	0.6	0.7	-0.5	7.3	5.9	6.0	5.2	1.9	2.6	-1.5	Manufacture of basic chemicals, fertilizer and nitrogen compounds, plastics and synthetic rubber in primary forms
-8.7	-8.4	-6.9	-9.7	0.2	-13.6	-12.1	-7.7	14.7	20.6	38.5	32.6	34.8	25.4	9.8	11.4	Manufacture of liquefied or compressed inorganic industrial or medical gases
																Manufacture of basic organic chemicals
-19.1	-21.9	-22.0	-14.4	-15.4	-11.5	-8.9	-9.7	-5.3	5.9	1.8	2.3	4.3	1.2	6.2	2.2	Manufacture of inorganic compounds
																Manufacture of fertilizers
-13.5	-14.1	-7.6	6.6	-1.9	-3.8	-4.5	-9.2	-7.6	0.6	-0.2	4.4	14.1	11.3	14.6	-4.6	Manufacture of associated nitrogen products
13.1	15.8	20.0	26.9	25.8	25.0	26.3	28.1	3.2	6.1	1.3	4.7	-5.7	-7.5	-7.6	-10.1	Manufacture of plastics in primary forms
-4.3	-3.4	3.8	-1.8	-5.5	-14.9	-3.2	-7.2	-3.8	8.3	16.1	-5.1	7.0	5.6	3.7	6.5	Other industry
2.1	3.6	2.0	2.2	2.0	2.5	2.2	2.6	2.5	-3.5	-2.9	-4.4	-4.6	-5.8	-5.8	-9.6	Manufacture of other chemical products and man-made fibres
11.3	11.4	11.0	31.3	21.0	25.2	24.4	23.1	38.5	30.5	30.9	30.4	31.9	31.2	30.1	25.0	Manufacture of pesticides and other agrochemical products
10.5	14.4	14.2	0.3	-3.3	-4.3	1.8	1.7	2.7	-10.9	-3.2	-2.5	-9.1	-9.0	-5.4	-5.6	Manufacture of paints, varnishes and similar coatings ink and mastics
-23.9	-20.0	-22.9	-25.1	-22.4	-23.4	-22.9	-12.2	-6.4	-11.3	-8.1	-8.7	-6.7	-6.8	-5.6	-2.1	Manufacture of printing ink
																Manufacture of soap and detergents, cleaning and polishing preparations
-1.4	-0.8	-3.1	-3.4	-1.2	2.0	-1.1	0.3	0.8	-9.6	-5.3	-10.2	-9.7	-12.8	-12.2	-14.1	Manufacture of perfumes and toilet preparations
																Manufacture of photographic plates, films, sensitized paper and other sensitized unexposed materials
6.8	7.5	6.0	6.8	7.1	4.0	3.6	1.8	-6.1	-3.4	-12.3	-12.6	-13.0	-13.3	-14.2	-22.4	Manufacture of writing and drawing ink
																Manufacture of other chemical products n.e.c.
-31.3	-29.9	-28.2	-1.5	8.5	8.2	4.4	3.0	5.8	-0.3	10.3	9.3	6.0	8.7	2.0	2.2	Other industry
0.3	0.9	0.3	0.5	0.2	0.5	1.6	1.9	1.4	0.8	0.5	1.8	3.4	3.1	3.4	4.6	Manufacture of pharmaceuticals, medicinal chemical and botanical products
-1.0	0.1	-0.4	-0.3	-0.9	0.5	0.1	-2.1	-4.8	-3.4	-4.7	-4.4	-2.5	-2.3	-2.4	-2.1	Manufacture of medicinal active substances to be used for their pharmacological properties in the manufacture of medicaments
5.0	3.5	2.2	3.2	3.8	0.5	6.4	17.0	22.8	14.5	16.7	22.5	22.9	21.4	21.6	25.2	Other industry
-1.8	-1.0	-4.4	-3.8	0.4	0.7	0.1	0.2	3.8	1.5	1.3	0.8	0.2	0.5	1.0	-0.7	Manufacture of rubber products
-29.1	-22.6	-30.8	-30.3	-31.1	-31.5	-29.4	-29.4	-18.3	-19.6	-21.6	-18.2	-9.2	-9.7	-2.8	-1.1	Manufacture of rubber tyres for vehicles
24.4	24.2	25.1	19.9	17.9	17.2	15.1	16.8	30.1	23.5	3.1	0.0	-2.3	-8.0	-2.4	-1.9	Manufacture of interchangeable tyre treads and retreading rubber tyres
																Manufacture of other products of natural or synthetic rubber, unvulcanized, vulcanized or hardened
6.7	9.2	6.5	5.7	8.2	10.3	10.1	12.3	23.3	25.1	19.4	15.1	13.0	12.5	15.8	15.4	Rubber remilling and latex processing
1.1	2.0	-2.1	-0.3	8.1	8.0	5.5	3.2	5.2	1.7	1.9	1.7	1.0	0.6	0.8	-3.5	Manufacture of rubber gloves
-5.3	-11.5	-10.7	-10.8	-12.8	-13.2	-10.1	-5.5	-14.0	-17.0	-11.0	-10.0	-13.1	-7.6	-14.6	-11.4	Manufacture of other rubber products n.e.c.
2.1	2.0	4.5	3.9	2.5	3.1	3.7	3.2	1.1	1.8	1.1	0.4	0.2	-0.9	0.6	0.9	Manufacture of plastics products
																Manufacture of semi-manufactures of plastic products
-9.0	-9.7	-9.8	-9.6	-9.1	-6.3	-6.2	-3.8	-1.5	0.4	4.9	5.0	4.0	6.6	10.4	7.7	Manufacture of finished plastic products
-3.4	-4.3	0.6	13.4	13.7	17.6	17.7	13.8	15.5	14.9	15.5	14.6	15.1	16.6	13.8	13.8	Manufacture of plastic articles for the packing of goods
-13.9	-8.5	-4.7	-5.0	3.3	4.8	5.9	0.4	-0.05	1.0	7.8	5.4	10.4	9.3	9.6	5.5	Manufacture of builders' plastics ware
5.9	6.4	10.0	11.7	11.5	12.7	22.4	22.5	-7.7	-3.9	-5.9	-8.4	-8.1	-10.3	-10.4	-9.8	Manufacture of plastic tableware, kitchenware and toilet articles
21.7	21.8	23.4	8.8	3.5	-0.6	-0.8	-1.8	-6.1	-5.5	-13.0	-14.1	-14.6	-19.9	-16.2	-13.7	Manufacture of diverse plastic products n.e.c.
5.4	5.8	5.1	4.5	1.3	0.4	1.8	-2.2	-3.2	-3.6	-6.3	-5.0	-6.5	-7.2	-7.4	-5.5	Manufacture of glass and glass products

Jadual Table **1.6b** : Gaji dan Upah yang Dibayar Sektor Pembuatan Mengikut Kumpulan: Perubahan Peratusan Tahunan
 : *Salaries and Wages Paid of Manufacturing Sector by Group: Annual Percentage Change*

Kod Kumpulan Group code	Keterangan Kumpulan/Tempoh	2023		2024				2025		2024	2025	2024			
		2023	2024	Q1	Q2	Q3	Q4	Q1	Q2	(Jan. - Ogo.)	(Jan. - Ogo.)	Jan.	Feb.	Mac	Apr.
239	Pembuatan pengeluaran galian bukan logam t.t.t.l.	2.2	3.6	6.3	3.9	2.2	2.3	4.3	4.9	4.5	4.2	5.9	6.9	6.1	6.1
23911	Pembuatan mortar refraktori dan konkrit &														
23921	Pembuatan seramik bukan refraktori	2.9	8.4	17.7	7.8	3.4	5.8	-0.2	-2.9	10.1	-1.3	15.0	19.8	18.2	13.5
23930	Pembuatan produk porselin dan seramik lain	-14.1	3.2	-9.0	1.9	10.0	9.7	17.6	16.2	-0.4	14.2	-24.3	0.7	1.5	0.5
23941	Pembuatan simen hidraulik	5.6	-16.5	-8.0	-18.4	-18.7	-21.0	-14.7	-18.8	-14.0	-17.0	1.7	-13.3	-13.2	-16.7
23951	Pembuatan konkrit dan mortar siap bancuh dan banchuan kering	-3.8	8.4	7.8	9.0	6.6	10.3	15.9	20.2	8.1	18.6	6.2	6.1	11.1	11.1
23952	Pembuatan konkrit pratuangan, simen atau artikel batu buatan yang digunakan dalam pembinaan;														
23953	& Pembuatan komponen struktur pasang siap untuk bangunan atau kejuruteraan awam dari simen, batu atau konkrit buatan	5.1	2.2	5.6	2.6	1.0	-0.2	-0.4	-3.4	3.5	-3.5	5.9	6.5	4.5	3.7
23959	Pembuatan artikel konkrit, simen dan plaster lain t.t.t.l.														
23990	Pembuatan produk mineral bukan logam lain t.t.t.l. Industri lain	9.8	8.0	11.2	9.1	6.8	5.2	7.9	16.7	9.7	13.4	13.5	13.3	7.0	13.6
		-1.9	4.4	6.2	5.8	3.1	2.6	4.8	3.6	5.5	3.1	4.3	7.3	7.0	7.7
241 (24101 & 24102 & 24103 & 24104 & 24109)	Pembuatan besi dan keluli asas	1.2	-0.04	-0.1	-0.8	0.3	0.5	-1.2	1.0	-0.4	0.2	2.2	-2.3	-0.4	0.1
242 (24201 & 24202 & 24209)	Pembuatan logam asas berharga dan logam bukan ferus lain	5.1	8.4	4.2	10.4	11.4	7.9	5.7	2.6	8.2	3.7	3.3	4.1	5.3	11.2
243	Pengacuan logam	-4.3	-0.6	0.7	-1.4	1.5	-3.1	-2.3	3.9	0.3	2.9	-1.1	5.3	-2.0	2.8
251 & 252	Pembuatan produk struktur logam, tangki, takungan, penjana wap, senjata dan peluru	4.8	4.2	6.7	2.5	4.8	2.8	2.3	5.1	4.8	4.0	9.8	6.2	4.2	1.6
25113	Pembuatan pintu, tingkap dan bingkai, penutup tingkap dan pintu pagar daripada logam	5.9	-3.0	-2.6	-5.3	-3.2	-1.0	-0.2	-3.8	-3.7	-2.3	3.7	-5.8	-5.7	-6.4
25119	Pembuatan produk struktur logam lain														
25120	Pembuatan tangki, takungan dan kontena daripada logam Industri lain	3.5	16.4	22.1	15.3	17.7	10.9	6.0	15.3	18.5	11.4	22.6	22.7	20.9	14.3
		4.0	-2.0	1.8	-1.6	-0.2	-7.7	-0.8	6.6	0.5	4.4	-2.2	8.7	-1.0	-1.7
259	Pembuatan lain-lain produk yang direka daripada logam; aktiviti perkhidmatan kerja logam	5.8	8.0	7.5	11.4	8.8	4.6	4.9	3.0	9.4	3.8	8.0	6.3	8.0	11.9
25910	Tempaan, tekanan, hentakan dan bentuk gelekkan logam; serbuk metalurgi	-1.4	6.4	3.9	6.2	7.0	8.2	13.6	15.3	5.4	14.5	2.8	2.9	6.0	6.3
25920	Rawatan dan penyalutan logam; menggunakan mesin	-4.8	2.3	1.1	3.8	-0.6	4.7	-1.1	-5.3	1.8	-2.9	-0.6	-0.1	4.1	5.6
25991	Pembuatan tin untuk produk makanan dan minuman, tiub dan kotak boleh dilipat	16.8	13.5	16.2	20.5	13.2	5.9	8.1	-0.7	18.1	2.7	16.0	17.2	15.4	20.1
25992	Pembuatan kabel, plaited bands (jalur/pita berpintal) dan artikel seumpamanya daripada logam	10.2	11.7	17.3	16.7	12.9	0.7	-1.4	-2.3	16.2	-2.1	18.1	16.0	17.9	19.4
25993	Pembuatan bolt, skru, nat dan produk uliran seumpamanya														
25994	Pembuatan barangan rumah daripada logam	0.3	7.1	9.9	10.4	4.5	3.9	5.4	9.8	8.7	7.0	8.5	12.4	8.8	8.4
25999	Pembuatan produk lain yang direka daripada logam t.t.t.l. Industri lain	5.7	6.5	-0.6	11.6	9.2	6.6	7.4	5.5	6.1	6.5	-1.2	-1.1	0.4	11.3
		13.4	-0.01	2.4	-4.1	1.8	-0.1	3.4	7.2	-0.2	4.7	27.8	-8.2	-8.1	-7.9
261	Pembuatan komponen dan papan elektronik	0.4	-7.4	-7.5	-8.6	-6.7	-7.0	-6.5	-4.6	-7.7	-4.3	-4.7	-8.6	-9.0	-10.5
26101	Pembuatan diod, transistor dan alatan semikonduktor yang seumpamanya	0.6	-4.4	-5.0	-7.3	-3.4	-1.7	-2.6	0.2	-5.5	-0.7	-3.2	-4.8	-7.0	-9.0
26102	Pembuatan litar elektronik bersepadu dengan pemasangan mikro														
26103	Pembuatan kapasitor dan perintang elektrik														
26104	& Pembuatan papan litar bercetak	0.3	-14.6	-13.3	-12.1	-15.2	-17.9	-14.3	-14.9	-13.3	-11.9	-8.8	-16.7	-14.3	-14.8
26105	& Pembuatan komponen paparan														
26109	Pembuatan komponen lain untuk aplikasi elektronik	-0.9	0.04	2.0	-0.4	3.0	-4.4	-9.6	-4.4	2.3	-5.3	5.5	-0.1	0.7	0.4
262 (26201 & 26202)	Pembuatan komputer dan kelengkapan peranti	3.1	12.4	5.1	5.8	18.1	19.7	18.6	19.5	8.3	16.5	6.6	2.9	5.8	2.5
263/26300	Pembuatan peralatan komunikasi	-0.7	1.9	-6.1	1.9	6.9	5.8	12.6	2.3	-0.1	5.0	-9.5	-3.0	-5.6	-3.6
264/26400	Pembuatan peralatan elektronik pengguna	-0.2	-24.7	-5.5	-20.1	-40.8	-30.9	-16.5	9.9	-19.7	-1.8	5.7	-2.9	-19.0	-18.3
265	Pembuatan kelengkapan mengukur, menguji, memandu arah dan kawalan; jam tangan dan jam	21.3	20.8	26.5	26.5	14.5	17.2	15.7	5.5	24.3	9.1	22.9	27.8	28.6	25.2
26511	Pembuatan kelengkapan mengukur, menguji, memandu arah dan kawalan	22.4	22.2	28.5	27.7	15.8	18.6	17.2	5.9	25.9	9.8	25.0	29.7	30.4	26.8
26512	Pembuatan kelengkapan kawalan proses perindustrian														
26520	Pembuatan jam tangan dan jam dan bahagiannya	6.8	-0.4	2.4	6.2	-4.4	-5.2	-8.5	-2.8	2.0	-3.7	-0.4	3.8	4.0	1.6
266/26600	Pembuatan peralatan penyinaran, perubahan elektro dan elektroterapeutik	-1.2	7.6	2.5	-1.8	16.8	14.7	-7.9	-7.6	3.7	-9.2	1.7	1.2	4.8	-4.8

2025																Group Description/Period
Mei	Jun	Jul.	Ogo.	Sep.	Okt.	Nov.	Dis.	Jan.	Feb	Mar	Apr	Mei	Jun	Jul.	Ogo.	
3.0	2.6	3.2	2.8	0.7	2.7	2.1	2.0	3.3	4.2	5.3	5.2	5.0	4.6	3.3	2.3	Manufacture of non-metallic mineral products
																<i>Manufacture of refractory mortars and concretes</i>
7.1	3.1	3.0	3.3	3.8	2.8	6.5	8.0	-0.9	-0.7	1.0	-3.0	-3.5	-2.3	2.0	-3.2	<i>Manufacture of non-refractory ceramic</i>
2.4	2.9	7.1	11.0	11.8	11.1	7.9	10.2	17.9	17.0	18.0	16.5	17.3	14.8	12.9	1.7	<i>Manufacture of other porcelain and ceramic products</i>
-19.1	-19.2	-10.9	-21.5	-23.8	-19.6	-20.8	-22.5	-19.9	-10.5	-12.5	-11.5	-22.8	-21.8	-18.8	-17.5	<i>Manufacture of hydraulic cement</i>
7.9	8.1	7.7	6.6	5.5	9.2	9.4	12.3	16.6	17.1	14.0	16.8	21.0	22.7	19.9	20.7	<i>Manufacture of ready-mix and dry-mix concrete and mortars</i>
																<i>Manufacture of precast concrete, cement or artificial stone articles for use in construction</i>
2.1	2.2	0.9	2.7	-0.6	2.5	-1.2	-1.8	0.2	-0.3	-1.0	-1.4	-2.9	-6.0	-7.0	-9.1	<i>Manufacture of prefabricated structural components for building or civil engineering of cement, concrete or artificial stone</i>
																<i>Manufacture of other articles of concrete, cement and plaster n.e.c.</i>
6.2	8.0	7.9	8.4	4.3	4.7	7.2	3.8	2.7	3.1	18.2	17.7	15.7	16.7	16.5	17.2	<i>Manufacture of other non-metallic mineral products n.e.c.</i>
7.4	2.2	6.2	1.6	1.7	0.7	3.6	3.6	7.1	6.3	1.0	0.6	5.2	5.4	0.2	-0.7	<i>Other industry</i>
-2.0	-0.5	-0.3	0.1	1.1	0.0	1.1	0.4	-3.9	0.6	-0.1	0.7	0.3	1.9	2.7	0.2	Manufacture of basic iron and steel
10.1	10.0	11.6	11.1	11.4	7.5	6.9	9.4	9.0	5.7	2.3	4.7	1.5	1.5	1.6	2.8	Manufacture of basic precious and other non-ferrous metals
-3.0	-4.2	2.4	2.2	-0.1	-1.1	-2.6	-5.4	-1.6	-7.1	2.0	-1.6	6.7	7.1	7.8	11.9	Casting of metals
2.8	3.2	4.5	6.0	4.0	5.0	3.3	0.2	2.2	2.6	1.9	6.4	4.8	4.0	4.3	5.8	Manufacture of structural metal products, tanks, reservoirs , steam generators , weapons and ammunition
																<i>Manufacture of metal doors, windows and their frames, shutters and gates</i>
-5.3	-4.2	-4.6	-1.1	-3.7	0.2	-1.0	-2.0	1.3	1.4	-3.3	-2.0	-4.6	-4.8	-5.1	-2.0	<i>Manufacture of other structural metal products</i>
16.0	15.6	18.8	17.2	17.2	16.1	12.8	4.9	3.3	6.3	8.4	16.1	16.1	13.8	14.3	13.9	<i>Manufacture of tanks, reservoirs and containers of metal</i>
-1.6	-1.7	0.4	2.9	-4.1	-8.1	-7.9	-7.1	2.6	-5.6	0.9	7.6	4.8	7.5	7.9	10.2	<i>Other industry</i>
11.0	11.3	9.7	9.1	7.6	5.3	4.4	4.1	5.1	5.0	4.5	3.8	2.6	2.6	3.3	3.3	Manufacture of other fabricated metal products; metal working service activities
																<i>Forging, pressing, stamping and roll-forming of metal; powder metallurgy</i>
6.4	6.0	6.0	7.4	7.6	8.4	8.9	7.3	11.6	13.4	15.8	15.3	15.6	14.9	15.1	14.4	<i>Treatment and coating of metals; machining</i>
6.0	-0.1	-0.3	-0.7	-0.9	11.7	4.5	-0.9	-0.7	-1.4	-1.1	-6.4	-6.6	-2.8	-1.7	-2.2	<i>Manufacture of tins and cans for food products, collapsible tubes and boxes</i>
20.8	20.7	23.8	11.5	5.6	5.9	3.1	8.6	8.6	6.7	9.2	-0.3	-1.4	-0.6	-0.1	-0.9	<i>Manufacture of metal cable, plaited bands and similar articles</i>
13.4	17.4	12.7	14.4	11.5	1.7	0.5	0.1	0.8	-0.6	-4.2	0.8	-3.8	-3.9	-3.1	-2.5	<i>Manufacture of bolts, screws, nuts and similar threaded products</i>
12.7	10.2	4.9	4.1	4.3	5.9	4.6	1.2	7.6	5.0	3.7	10.3	8.7	10.4	5.2	5.1	<i>Manufacture of metal household articles</i>
11.9	11.6	8.6	9.5	9.6	4.9	7.7	7.3	7.3	7.8	7.2	5.7	5.9	5.1	6.5	6.3	<i>Manufacture of any other fabricated metal products n.e.c.</i>
-3.8	-0.4	1.7	1.7	1.8	1.5	-0.8	-1.0	-1.6	6.4	6.1	5.8	9.7	6.1	2.9	3.7	<i>Other industry</i>
-8.3	-7.0	-6.6	-6.6	-6.8	-7.2	-6.2	-7.6	-7.0	-7.0	-5.4	-2.4	-6.5	-5.0	0.8	-0.6	Manufacture of electronic components and boards
																<i>Manufacture of diodes, transistors and similar semiconductor devices</i>
-7.6	-5.3	-4.1	-2.9	-3.1	-2.9	-0.6	-1.7	-1.2	-3.2	-3.3	4.3	-2.5	-1.1	2.2	-0.5	<i>Manufacture of electronic integrated circuits micro assemblies</i>
																<i>Manufacture of electrical capacitors and resistors</i>
-10.4	-11.3	-14.4	-16.4	-14.7	-16.4	-17.4	-19.7	-17.7	-14.9	-10.0	-16.5	-14.7	-13.4	-1.1	-2.6	<i>Manufacture of printed circuit boards</i>
																<i>Manufacture of display components</i>
-0.1	-1.6	7.7	6.9	-5.4	-5.2	-3.6	-4.2	-15.2	-7.7	-5.8	-7.1	-2.9	-3.3	-8.5	10.0	<i>Manufacture of other components for electronic applications</i>
0.8	14.8	15.6	18.2	20.5	21.0	18.7	19.5	18.8	18.2	18.7	13.3	24.8	20.2	10.0	9.7	Manufacture of computers and peripheral equipment
6.7	2.9	14.1	0.7	6.4	6.2	5.6	5.9	15.1	10.5	12.3	13.6	8.0	-13.8	-0.2	-5.4	Manufacture of communication equipment
-17.2	-24.8	-40.8	-40.6	-41.0	-32.2	-32.3	-28.1	-28.4	-15.2	-2.2	9.5	6.9	13.6	13.4	8.6	Manufacture of consumer electronics
23.2	30.6	28.5	8.7	6.5	16.8	16.4	18.1	21.0	17.8	9.1	9.4	3.6	3.9	6.3	6.0	Manufacture of measuring, testing, navigating and control equipment; watches and clocks
																<i>Manufacture of measuring, testing, navigating and control equipment</i>
24.1	31.8	30.7	9.6	7.3	18.3	17.6	19.6	22.9	19.5	10.3	10.1	4.1	4.0	6.6	6.1	<i>Manufacture of industrial process control equipment</i>
8.8	8.3	-3.9	-4.6	-4.6	-6.1	-2.4	-7.2	-6.6	-8.1	-10.9	-2.6	-5.7	0.04	0.7	4.2	<i>Manufacture of watches and clocks and parts</i>
3.7	-4.2	16.0	14.5	20.0	19.6	19.9	5.9	-6.1	-8.5	-9.0	-8.0	-7.7	-7.0	-13.9	-13.5	Manufacture of irradiation, electromedical and electrotherapeutic equipment

Jadual Table **1.6b** : Gaji dan Upah yang Dibayar Sektor Pembuatan Mengikut Kumpulan: Perubahan Peratusan Tahunan
 : *Salaries and Wages Paid of Manufacturing Sector by Group: Annual Percentage Change*

Kod Kumpulan Group code	Keterangan Kumpulan/Tempoh	2023		2024				2025		2024					
		2023	2024	Q1	Q2	Q3	Q4	Q1	Q2	2024		2024			
										(Jan. - Ogo.)	(Jan. - Ogo.)	Jan.	Feb.	Mac	Apr.
267 (26701 & 26702) & 268 (26800)	Pembuatan peralatan optikal, kelengkapan fotografi, media magnetik dan optikal	-0.1	5.6	10.7	6.2	3.1	2.6	-7.6	2.1	7.3	-1.5	7.4	13.9	10.9	8.5
271	Pembuatan motor elektrik, penjana, transformer dan perkakasan pengagihan dan pengawalan elektrik	-0.4	3.1	-1.9	7.4	5.9	1.5	3.0	2.1	3.4	2.5	-2.2	0.1	-3.7	4.4
	27101 Pembuatan motor elektrik, penjana dan transformer	3.2	7.3	10.8	5.9	9.2	3.7	9.1	16.5	8.8	10.9	8.9	9.8	14.0	1.8
	27102 Pembuatan perkakasan pengagihan dan pengawalan elektrik	-2.7	0.4	-9.1	8.4	3.6	-0.1	-1.1	-7.1	0.1	-3.2	-8.9	-5.3	-12.9	6.2
272/ 27200	Pembuatan bateri dan akumulator	14.2	8.3	5.7	19.6	9.7	-1.2	-6.4	-4.1	12.1	-4.1	1.7	8.0	7.1	18.0
273	Pembuatan pendawaian dan peranti pendawaian	-5.6	-13.8	-15.8	-17.2	-14.4	-7.0	-4.6	-2.0	-15.6	-3.9	-15.9	-17.7	-13.6	-19.2
	27310 Pembuatan kabel gantian optikal	10.4	4.5	3.8	4.4	3.4	6.4	15.8	12.3	4.2	12.0	4.1	3.1	4.2	7.2
	27320 Pembuatan wayar dan kabel elektronik dan elektrik lain	-6.4	-16.4	-18.2	-20.4	-17.1	-9.0	-6.9	-3.8	-18.4	-5.9	-18.3	-20.4	-15.8	-23.1
	27330 Pembuatan alatan pendawaian pembawa dan bukan pembawa arus untuk litar elektrik (tanpa mengira jenis bahan)	-20.1	12.0	10.8	15.9	11.5	9.7	-0.4	-1.7	13.1	-1.3	8.7	15.5	8.1	28.6
274/ 27400	Pembuatan kelengkapan pencahayaan elektrik	0.6	15.9	14.3	22.7	16.2	11.7	19.6	25.7	18.3	22.0	8.3	8.5	28.5	20.7
275/ 27500	Pembuatan perkakasan domestik	-9.3	-11.7	1.9	-16.5	-19.7	-11.5	-19.3	-24.0	-10.8	-23.5	3.8	-0.7	2.7	-2.1
279/ 27900	Pembuatan kelengkapan elektrik lain	12.4	15.4	0.3	20.4	20.8	20.9	21.6	23.2	12.1	22.7	3.9	-5.8	2.8	20.5
281 & 282	Pembuatan jentera kegunaan umum dan kegunaan khas	0.6	-0.7	-1.5	-2.5	-0.7	1.6	1.4	1.9	-1.7	1.9	-1.7	-1.3	-1.6	-1.7
	28120 Pembuatan alat-alat kuasa bendalir &	3.7	-29.7	-31.0	-34.1	-31.6	-22.7	-14.0	-13.9	-32.6	-15.4	-29.6	-30.2	-33.1	-35.7
	28130 Pembuatan pam, pemampat, kepala paip dan injap lain														
	28180 & 28180 Pembuatan alatan tangan yang menggunakan kuasa dilengkapkan dengan motor elektrik atau bukan motor elektrik atau pneumatik	-2.2	-0.5	-1.8	-6.9	-0.7	6.8	12.1	13.1	-4.1	11.3	-0.9	4.7	-8.8	-6.7
	28220 Pembuatan jentera pembentukan logam dan alatan mesin														
	28192 Pembuatan mesin penyaman udara, termasuk untuk kenderaan bermotor	-14.3	1.9	-2.0	1.7	2.0	6.6	4.3	7.7	0.2	8.8	-4.5	-0.7	-0.8	1.0
	28290 Pembuatan lain-lain mesin bertujuan khas t.t.t.l. Industri lain	-2.3	-4.1	-12.0	-10.8	1.5	7.6	-16.7	-23.6	-9.2	-20.4	-9.4	-17.1	-9.2	-9.2
		8.1	4.3	6.4	6.3	3.6	1.0	1.9	3.5	6.1	3.1	5.3	5.2	9.0	7.5
291 (29101 & 29102)	Pembuatan kenderaan bermotor	-3.7	-8.5	-3.5	-11.3	-11.1	-8.2	-13.5	-9.9	-8.5	-10.3	-2.0	-3.2	-5.5	-10.7
292/ 29200	Pembuatan kerangka (coachwork) untuk kenderaan bermotor; pembuatan treler dan semi treler	16.6	4.6	9.3	10.9	2.5	-2.9	0.0	1.4	9.1	1.0	8.5	9.1	10.5	12.1
293/ 29300	Pembuatan alat ganti dan aksesori untuk kenderaan bermotor	4.2	6.3	2.6	7.2	8.7	6.9	8.1	6.5	5.9	6.9	3.6	2.7	1.4	8.0
301 (30110 & 30120)	Pembinaan kapal dan bot	11.0	16.8	17.2	17.3	18.2	14.7	17.2	18.0	17.5	16.8	23.8	16.9	12.0	18.3
302, 303, 304 & 309	Pembuatan lokomotif keretapi, rolling stock, kapal angkasa dan udara, jentera berkaitan, kenderaan tempur ketenteraan, dan kelengkapan pengangkutan t.t.t.l.	-0.3	1.0	-1.0	1.0	1.6	2.7	0.6	-1.6	0.38	-0.7	-1.9	-1.5	0.3	0.1
	30910 Pembuatan motosikal	0.04	3.21	2.3	2.8	1.9	5.8	5.4	3.3	2.5	4.2	4.0	-0.6	3.5	1.1
	30920 Pembuatan basikal dan invalid carriages Industri lain	-12.5	-18.6	-30.9	-25.8	-4.5	-6.7	-5.1	-1.9	-23.6	-5.5	-29.9	-30.2	-32.5	-29.4
		6.2	5.3	7.7	11.1	3.7	-1.1	-8.1	-12.8	7.8	-10.3	-0.2	12.4	11.0	14.2
310	Pembuatan perabot	5.1	1.1	1.7	1.4	0.7	0.6	0.9	1.2	1.3	1.4	1.5	1.7	1.9	2.0
	31001 Pembuatan perabot kayu dan rotan Industri lain	8.2	0.9	2.9	0.9	-0.4	0.2	-0.1	1.1	1.3	1.2	2.4	2.9	3.5	3.5
		-6.8	1.8	-3.8	3.3	5.8	2.3	5.2	1.6	1.3	2.2	-2.4	-3.8	-5.2	-4.3
321 (32110 & 32120)	Pembuatan barang kemas, bijouterie dan artikel berkaitan	-1.7	2.7	-0.2	9.0	4.6	-2.0	10.0	8.3	4.7	8.9	-5.8	3.6	1.8	1.4
322, 325 & 329	Pembuatan instrumen muzik, peralatan dan bekalan perubatan dan pergigian dan pembuatan lain t.t.t.l.	0.7	7.4	6.9	5.8	6.9	9.7	11.8	9.6	6.6	11.0	4.5	6.6	9.7	9.8
	32901 Pembuatan alat tulis Industri lain	-3.6	3.6	0.1	0.6	4.3	9.2	11.5	17.1	0.9	15.2	4.0	-1.5	-2.1	1.6
		1.8	8.3	8.7	7.1	7.6	9.8	11.9	7.9	8.1	9.9	4.6	8.8	12.8	11.9
323/ 32300	Pembuatan barangan sukan	-4.6	-16.6	-17.1	-18.1	-14.8	-15.9	-12.1	-3.9	-17.4	-6.7	-12.9	-19.9	-18.4	-19.1
324/ 32400	Pembuatan permainan dan mainan	11.5	-8.0	-13.6	-5.7	-5.0	-7.9	-11.6	-10.8	-8.4	-11.2	-15.3	-15.1	-10.8	1.8
331 & 332	Pembaikan pemasangan produk logam, jentera, kelengkapan dan pemasangan jentera perindustrian dan kelengkapan	6.7	0.9	0.9	0.9	1.1	0.8	0.8	1.2	1.0	1.2	0.9	0.7	1.0	0.8
	33150 Pembaikan dan penyelenggaraan kelengkapan pengangkutan kecuali motosikal dan basikal Industri lain	13.3	-2.1	7.2	10.8	-4.9	-20.0	-18.2	-17.9	5.8	-17.8	4.9	8.1	8.4	13.5
		4.9	1.8	-0.9	-1.8	2.7	7.5	6.7	7.1	-0.3	6.7	-0.2	-1.6	-1.0	-2.7
Jumlah Pembuatan		3.5	1.5	1.2	1.4	1.7	1.7	1.8	1.8	1.5	1.9	2.0	1.0	0.7	1.2

2025															Group Description/Period	
Mei	Jun	Jul.	Ogo.	Sep.	Okt.	Nov.	Dis.	Jan.	Feb	Mar	Apr	Mei	Jun	Jul.	Ogo.	
5.5	4.5	5.9	1.9	1.6	1.9	0.5	5.3	-6.4	-6.3	-9.8	-1.8	5.2	3.0	3.6	2.1	Manufacture of optical instruments, photographic equipment, magnetic and optical media
8.1	9.5	7.2	4.9	5.5	3.8	0.9	-0.1	2.3	2.4	4.4	2.1	3.3	0.8	1.6	2.9	Manufacture of electric motors, generators, transformers and electricity distribution and control apparatus
8.3	7.4	13.0	7.3	7.6	3.9	3.7	3.6	2.7	10.0	15.1	16.4	17.5	15.5	8.5	2.8	<i>Manufacture of electric motors, generators and transformers</i>
8.0	10.9	3.6	3.3	4.0	3.7	-1.3	-2.3	2.0	-2.4	-2.9	-6.6	-5.8	-8.9	-3.1	2.9	<i>Manufacture of electricity distribution and control apparatus</i>
16.5	24.7	12.8	8.7	7.8	4.1	-1.2	-6.5	0.3	-9.2	-9.6	-7.1	-6.8	1.6	-1.1	-0.4	Manufacture of batteries and accumulators
-13.0	-19.5	-10.9	-15.3	-17.1	-9.0	-11.9	0.3	-5.5	-4.1	-4.2	0.2	-4.0	-1.8	-6.2	-5.3	Manufacture of wiring and wiring devices
-0.03	6.5	6.3	2.3	1.8	-2.2	13.2	8.9	9.3	16.6	21.4	23.5	9.7	5.2	5.2	8.5	<i>Manufacture of fibre optic cables</i>
-15.1	-23.0	-13.5	-17.8	-19.9	-10.4	-15.2	-1.1	-7.1	-6.3	-7.2	-2.7	-5.8	-2.8	-7.8	-7.1	<i>Manufacture of other electronic and electric wires and cables</i>
9.4	11.5	16.5	8.6	9.7	9.6	8.6	11.0	-2.5	-2.1	3.5	-2.2	-1.9	-0.9	-1.0	-2.8	<i>Manufacture of current-carrying and non current-carrying wiring devices for electrical circuits regardless of material</i>
25.3	22.0	23.1	14.2	11.6	11.4	15.5	9.0	10.3	25.6	23.1	37.0	22.2	19.2	20.9	20.1	Manufacture of electric lighting equipment
-21.6	-21.3	-22.1	-17.3	-19.9	-16.0	-11.0	-7.5	-15.5	-20.2	-22.1	-15.7	-26.2	-28.9	-29.5	-29.9	Manufacture of domestic appliances
19.7	20.8	16.9	22.1	23.2	16.2	28.9	18.3	17.5	26.7	21.0	23.4	23.6	22.8	28.0	19.1	Manufacture of other electrical equipment
-3.0	-2.7	0.2	-1.9	-0.3	1.2	1.8	1.9	0.8	1.8	1.5	1.9	1.3	2.6	3.2	2.3	Manufacture of general-purpose and special-purpose machinery
																<i>Manufacture of fluid power equipment</i>
-33.3	-33.4	-32.6	-32.4	-29.7	-20.9	-21.0	-25.6	-14.3	-14.9	-12.7	-12.6	-16.0	-12.9	-18.8	-20.6	<i>Manufacture of other pumps, compressors, taps and valves</i>
																<i>Manufacture of power-driven hand tools with self-contained electric or non-electric motor or pneumatic drives</i>
-6.1	-7.9	-2.1	-4.3	4.3	7.3	2.8	10.2	15.4	9.3	11.5	17.8	11.0	10.6	6.9	7.8	<i>Manufacture of metal-forming machinery and machine tools</i>
1.2	2.9	2.3	1.8	2.0	2.4	8.6	8.5	4.9	3.9	4.1	4.1	5.1	13.9	17.7	19.9	<i>Manufacture of air-conditioning machines, including for motor vehicles</i>
-12.9	-10.4	-10.4	8.6	8.5	8.8	10.6	3.8	-14.6	-12.9	-23.0	-23.8	-22.2	-24.8	-20.6	-21.7	<i>Manufacture of other special-purpose machinery</i>
5.3	6.0	9.7	1.2	0.4	0.4	1.4	1.3	-0.9	3.0	3.9	2.6	3.6	4.3	5.3	3.2	<i>Other industry</i>
-10.8	-12.2	-12.5	-11.1	-9.7	-10.9	-10.6	-3.5	-13.5	-12.1	-15.0	-15.4	-10.0	-4.4	-6.2	-5.5	Manufacture of motor vehicles
9.6	11.1	12.5	0.5	-4.0	-3.4	-1.5	-3.8	-1.4	1.0	0.6	0.4	1.8	2.1	1.2	2.3	Manufacture of bodies (coachwork) for motor vehicles; manufacture of trailers and semi-trailers
7.2	6.3	7.5	9.8	8.8	9.8	7.3	3.7	7.9	8.1	8.4	8.9	4.4	6.0	7.9	4.1	Manufacture of parts and accessories for motor vehicles
16.1	17.5	18.3	18.4	18.0	18.6	11.4	14.3	13.4	18.9	19.1	20.8	17.0	16.3	15.5	13.3	Building of ships and boats
																Manufacture of railway locomotives, rolling stock, air and spacecraft, related machinery, military fighting vehicles and transport equipment n.e.c
1.1	1.8	2.1	1.1	1.5	0.7	4.2	3.2	3.9	0.8	-2.6	-2.8	-0.6	-1.5	-1.9	-0.9	
3.2	4.3	3.9	1.0	0.9	1.0	8.3	8.5	7.2	8.1	1.1	0.2	5.9	3.7	3.9	3.6	<i>Manufacture of motorcycles</i>
-25.4	-22.3	-8.2	-2.6	-1.6	1.4	-7.9	-12.9	-7.8	-5.3	-2.1	-1.4	-2.0	-2.3	-10.6	-11.5	<i>Manufacture of bicycles and invalid carriages</i>
10.2	8.8	3.4	3.0	4.6	-0.05	-0.4	-3.0	0.4	-12.8	-11.1	-10.2	-14.9	-13.3	-11.3	-7.8	<i>Other industry</i>
1.2	0.8	0.3	1.0	0.7	0.6	0.3	0.9	0.8	1.0	0.8	0.5	0.9	2.3	2.7	2.2	Manufacture of furniture
-0.1	-0.6	-1.1	-0.2	-0.1	-0.3	-0.1	1.0	0.1	0.2	-0.4	0.3	1.0	2.1	3.5	3.2	<i>Manufacture of wooden and cane furniture</i>
7.6	7.7	6.6	6.4	4.6	4.8	2.1	0.1	4.0	5.0	6.5	1.5	0.3	2.9	-0.9	-2.0	<i>Other industry</i>
10.0	17.1	6.6	6.2	1.2	3.5	-7.9	-1.1	12.7	8.5	8.8	8.5	8.7	7.8	5.2	11.1	Manufacture of jewellery, bijouterie and related articles
3.0	5.0	8.4	6.4	6.1	8.1	11.1	9.8	11.4	11.3	12.8	11.8	8.7	8.3	11.5	11.7	Manufacture of musical instruments, medical and dental instruments and supplies and other manufacturing n.e.c.
-1.8	2.2	1.7	3.0	8.2	8.0	10.5	9.2	9.1	10.4	15.3	16.8	17.5	17.1	18.7	16.4	<i>Manufacture of stationery</i>
4.2	5.7	10.1	7.3	5.5	8.1	11.2	10.0	11.9	11.6	12.2	10.7	6.7	6.2	9.8	10.5	<i>Other industry</i>
-18.4	-16.8	-16.6	-16.7	-10.4	-22.0	-15.3	-9.7	-15.9	-8.5	-11.8	-0.6	-7.8	-3.1	-10.3	7.9	Manufacture of sports goods
-6.8	-11.4	-3.6	-5.6	-5.7	-8.4	-2.0	-12.3	-12.1	-7.8	-14.5	-15.0	-10.5	-6.9	-9.2	-12.9	Manufacture of games and toys
0.7	1.4	1.0	1.5	0.8	1.2	0.8	0.4	0.2	1.4	0.9	1.2	1.4	1.1	1.8	1.5	Repair of fabricated metal products, machinery and equipment and installation of industrial machinery and equipment
9.4	9.5	-4.7	-5.2	-4.8	-13.1	-19.6	-25.2	-18.8	-18.7	-17.0	-17.3	-17.6	-18.9	-16.4	-17.8	<i>Repair and maintenance of transport equipment except motorcycles and bicycles</i>
-1.7	-0.8	2.4	3.2	2.3	5.1	7.4	10.1	5.8	7.9	6.5	7.1	7.1	7.1	6.1	6.1	<i>Other industry</i>
1.1	1.8	2.4	1.5	1.2	1.7	1.8	1.7	1.5	2.0	1.8	2.4	1.5	1.6	2.3	1.8	Total Manufacturing

Jadual **1.6c** : Gaji dan Upah yang Dibayar Sektor Pembuatan Mengikut Kumpulan: Perubahan Peratusan Bulanan/Suku Tahunan
 Table : *Salaries and Wages Paid of Manufacturing Sector by Group: Monthly/Quarterly Percentage Change*

Kod Kumpulan Group code	Keterangan Kumpulan/Tempoh	2024				2025		2024				
		Q1	Q2	Q3	Q4	Q1	Q2	Jan.	Feb.	Mac	Apr.	Mei
101	Pemprosesan dan pengawetan daging	-7.1	0.4	4.0	4.7	1.2	6.1	-3.3	-6.2	0.3	0.7	3.1
102	Pemprosesan dan pengawetan ikan, krustasea dan moluska	-2.2	-1.6	5.6	-0.4	-1.1	-2.1	-1.5	-1.9	-1.3	-2.0	3.0
	10201 Pengetinan ikan, krustasea dan moluska &	-3.2	-1.4	4.7	-0.3	0.4	-0.2	-2.4	-1.7	-2.0	-1.5	3.4
	10202 Pemprosesan dan pengawetan ikan, krustasea dan moluska Industri lain	1.9	-2.3	9.2	-1.0	-6.6	-9.7	2.1	-2.9	1.4	-3.5	1.8
103	Pemprosesan dan pengawetan buah-buahan dan sayur - sayuran	3.0	-1.4	-3.9	-5.5	2.6	0.5	4.6	-3.3	5.5	-2.0	-2.4
	10303 Pengetinan nanas &	2.4	1.7	-3.3	0.3	2.2	1.8	1.9	-4.0	4.4	0.3	1.4
	10304 Pembuatan jem, marmalad dan sajian jeli Industri lain	3.0	-1.6	-3.9	-5.9	2.7	0.4	4.8	-3.3	5.6	-2.2	-2.7
104	Pembuatan minyak dan lemak daripada sayuran dan haiwan	-0.6	3.1	-0.3	4.0	-0.5	-1.1	-5.9	0.3	-3.3	4.8	1.6
	10404 Pembuatan minyak sayuran mentah dan bertapis &	0.7	-0.4	5.1	3.0	10.1	-7.7	1.3	-1.2	1.4	0.1	-1.8
	10406 Pembuatan sebatian lemak masakan	0.3	0.1	1.0	-2.1	9.2	4.7	0.2	-0.6	5.8	-4.9	2.9
	10405 Pembuatan minyak kelapa Industri lain	-0.8	3.4	-0.7	4.3	-1.6	-0.8	-6.6	0.4	-4.0	5.5	1.8
105	Pembuatan produk tenusu	2.5	0.2	0.1	5.8	1.5	-0.3	2.1	-14.9	5.9	3.9	-1.4
	10502 Pembuatan susu pekat, tepung dan sejat Industri lain	3.6	-0.6	0.6	6.2	1.1	-0.7	2.6	-16.3	6.0	4.2	-1.9
		-5.7	7.0	-3.6	2.7	5.1	3.0	-2.5	-1.4	5.0	1.8	2.2
106	Pembuatan produk bijian, kanji dan produk berkanji	-4.8	-4.7	0.5	2.1	5.6	-6.7	1.2	-13.6	0.8	0.9	-1.0
	10611 Pengilangan beras	1.5	-4.3	-1.2	-1.9	5.3	-4.3	4.5	-3.6	1.2	-3.6	0.4
	10613 Pengilangan tepung Industri lain	-11.4	-6.2	3.5	7.0	6.7	-9.7	-1.4	-24.3	0.2	5.8	-2.1
		-2.4	1.8	-5.0	-1.0	-0.7	-1.9	-3.1	-8.3	2.1	6.0	-3.7
107	Pembuatan produk makanan lain	-2.9	-2.7	2.2	3.7	-2.0	-1.5	-3.9	-3.1	-0.6	-1.1	0.01
	10711 Pembuatan biskut dan cookies	-5.8	1.5	8.8	1.6	-4.7	2.7	-4.5	-3.6	-0.9	1.9	3.0
	10712 Pembuatan roti, kek dan produk bakeri lain	-3.9	1.6	2.5	3.2	-4.3	0.6	-4.1	1.4	-6.6	6.2	-0.3
	10713 Pembuatan produk snek	4.3	1.5	1.2	2.9	3.2	-3.6	0.2	-1.3	2.7	-1.9	0.8
	10721 Pembuatan gula	-1.1	-0.5	-2.7	17.6	-9.4	6.3	-9.8	7.1	-1.3	-4.1	3.3
	10731 Pembuatan produk koko	-8.3	6.9	-0.6	-1.9	7.8	-6.8	-1.3	-14.7	3.8	16.2	-10.3
	10732 Pembuatan coklat dan produk coklat &	-7.0	-9.3	-0.8	11.5	0.3	-10.4	-6.8	-6.0	0.9	-6.6	-1.8
	10733 Pembuatan konfeksi gula	8.8	-6.6	6.3	8.1	-4.4	-0.8	-7.0	3.7	11.0	-11.3	-4.0
	10793 Pembuatan sos dan bahan perasa	-8.7	-6.5	-1.1	7.0	-6.9	-0.4	-2.4	-15.6	2.4	-1.9	-0.1
	10799 Pembuatan produk makanan lain t.t.t.l. Industri lain	-2.4	-3.7	1.1	-0.7	2.2	-2.2	-2.8	-2.3	-2.8	-2.0	2.0
108/10800	Pembuatan makanan haiwan tersedia	-7.4	-2.9	5.3	6.2	-10.6	0.4	-6.3	-9.1	-3.1	1.1	0.8
110	Pembuatan minuman ringan	-1.9	-1.4	0.4	11.1	-1.0	-3.3	-5.2	-2.8	0.4	1.8	-4.4
	11041 Pembuatan minuman ringan	-3.8	0.2	0.1	14.4	-3.7	-3.9	-8.1	-3.2	0.4	2.9	-3.8
	11042 Pengeluaran air mineral semulajadi dan minuman lain yang dibotolkan Industri lain	0.7	-6.7	3.1	1.3	6.9	-2.8	3.1	-3.2	0.4	-1.2	-7.1
		10.0	-0.3	-4.1	7.7	3.6	-0.2	0.7	1.6	0.5	0.9	-2.0
120/12000	Pembuatan produk tembakau	-4.4	-9.6	0.9	15.4	-4.6	-6.5	-18.2	1.8	-1.6	-9.4	-1.6
131	Pemintalan, penenunan dan penyiapan tekstil	-4.5	4.3	1.4	2.0	-3.7	1.6	-2.1	-6.6	0.7	4.1	4.0
	13110 Penyediaan dan pemintalan gantian tekstil &	-5.4	5.5	2.2	0.9	-4.5	2.5	-1.5	-9.8	1.2	6.5	3.5
	13120 Penenunan tekstil	-3.1	1.9	0.1	6.0	-3.3	-1.1	-4.0	0.1	-0.5	-0.7	5.1
	13132 Pewarnaan, pelunturan, percetakan dan penyiapan akhir benang dan fabrik Industri lain	4.2	-0.6	-6.2	-12.5	16.4	4.9	0.6	13.3	-1.5	-4.9	6.5
139	Pembuatan tekstil lain	-0.5	0.2	-0.3	0.6	-0.7	1.7	0.2	-3.1	3.6	-2.1	2.3
	13910 Pembuatan fabrik dikait dan dikrusye Industri lain	-7.1	5.2	-3.8	-4.9	-4.7	2.8	-5.1	-5.9	8.4	0.4	2.1
		2.1	-1.6	1.0	2.6	0.6	1.3	2.2	-2.1	1.9	-3.0	2.3
141	Pembuatan pakaian, kecuali pakaian berbulu	-0.4	-4.9	-2.7	7.1	1.5	-4.8	-3.4	-6.6	0.8	-0.8	-1.2
	14102 Pembuatan pakaian Industri lain	2.6	-6.3	-2.2	9.8	5.3	-6.6	-3.1	-7.2	1.1	-1.5	-1.7
		-6.9	-1.3	-3.7	0.8	-8.2	0.4	-4.0	-5.1	0.2	0.8	0.1
142 & 143	Pembuatan artikel daripada kulit bulu dan pakaian yang dikait dan dikrusye	2.3	-0.8	-1.4	2.0	5.0	-4.0	2.3	-2.0	2.7	0.6	-3.3
151 (15110 & 15120)	Penyamakan dan pembersihan kulit, pembuatan bagasi, beg tangan, pelana dan abah-abah pembersihan dan pewarnaan bulu	-4.2	4.7	2.5	4.9	-0.7	2.5	-6.7	-2.5	2.8	1.9	0.9
152	Pembuatan kasut	1.5	-5.4	-0.7	8.1	-0.1	-5.0	2.1	0.1	-3.8	-1.4	0.03
	15201 Pembuatan kasut kulit &	-1.6	-4.5	-2.1	6.4	-0.6	-0.9	0.3	1.0	-5.8	-0.9	0.3
	15203 Pembuatan kasut getah Industri lain	7.9	-6.9	2.0	11.1	0.8	-12.2	5.8	-1.4	0.04	-2.3	-0.5
161/16100	Pengilangan dan pengetaman kayu	2.1	-0.5	5.0	3.5	-2.3	1.3	0.1	2.6	1.4	-0.8	-2.1

2025															Group Description/Period
Jun	Jul.	Ogo.	Sep.	Okt.	Nov.	Dis.	Jan.	Feb.	Mac	Apr.	Mei	Jun	Jul.	Ogo.	
-1.1	2.4	-0.5	4.6	1.0	0.3	1.8	4.6	-10.6	8.4	3.6	-4.6	12.1	-1.4	-4.2	Processing and preserving of meat
-0.3	1.8	3.9	1.1	-2.1	-0.8	0.8	0.3	-2.9	0.7	-2.1	2.1	-2.4	2.1	3.8	Processing and preserving of fish, crustaceans and molluscs
-0.5	1.1	3.5	1.2	-2.4	-0.7	2.1	-1.0	0.0	0.8	-1.7	2.7	-2.3	2.3	3.6	<i>Canning of fish, crustaceans and molluscs</i>
0.3	4.4	5.3	0.7	-1.1	-1.1	-3.8	5.4	-13.1	0.3	-3.9	-0.8	-3.1	1.1	4.7	<i>Processing, curing and preserving of fish, crustacean and molluscs</i>
-0.4	2.7	-7.1	-2.2	-0.5	-1.2	-1.1	2.8	0.7	1.6	-0.9	-0.5	1.5	2.2	-1.5	Processing and preserving of fruits and vegetable
-3.2	-0.8	-3.1	3.5	0.2	-2.2	1.0	-1.9	6.1	0.6	-1.2	0.5	0.9	-0.7	6.5	<i>Pineapple canning</i>
-0.2	2.9	-7.3	-2.6	-0.5	-1.2	-1.3	3.2	0.2	1.7	-0.9	-0.6	1.5	2.4	-2.1	<i>Manufacture of jams, marmalades and table jellies</i>
-1.6	2.5	-4.0	1.8	0.7	-0.8	11.9	-6.3	0.4	-3.9	0.4	1.9	-0.9	1.8	0.8	Manufacture of vegetable and animal oils and fats
0.9	2.7	4.3	-1.2	2.9	-1.2	1.2	14.5	-7.2	1.7	-6.6	0.3	0.2	-2.8	-1.7	<i>Manufacture of crude and refined vegetable oil</i>
-0.6	1.5	-1.3	-0.4	-1.9	1.1	-1.0	9.9	-0.3	-0.6	-0.9	9.2	0.1	2.0	-1.6	<i>Manufacture of compound cooking fats</i>
-1.9	2.5	-4.7	2.1	0.7	-0.8	13.3	-8.3	1.1	-4.4	1.1	1.8	-1.0	2.1	1.1	<i>Manufacture of coconut oil</i>
-2.7	7.0	-7.4	2.2	1.3	2.0	12.6	3.4	-15.0	1.2	6.7	-6.5	8.2	-3.1	-0.8	Manufacture of dairy products
-3.4	8.9	-8.7	3.3	0.9	2.4	13.6	2.6	-15.7	1.7	6.7	-7.7	9.4	-3.2	-0.6	<i>Manufacture of condensed, powdered and evaporated milk</i>
2.7	-6.4	3.8	-6.0	5.0	-1.4	5.0	9.9	-9.1	-3.2	6.7	3.1	-0.5	-2.2	-2.7	<i>Other industry</i>
-1.5	1.2	-1.0	4.3	-4.6	-0.8	14.9	0.4	-1.5	-8.3	1.1	-2.2	-0.4	1.4	0.8	Manufacture of grain mill products, starches and starch products
-1.6	-0.7	1.0	-0.9	-0.9	-3.2	4.1	3.6	-0.7	1.4	-3.3	-1.9	-1.2	-0.8	2.6	<i>Rice milling</i>
-1.6	3.9	-3.2	11.3	-9.0	1.9	28.2	-2.3	-2.0	-18.5	5.4	-1.1	0.4	4.1	-0.6	<i>Flour milling</i>
0.01	-2.0	-2.2	-1.0	-1.3	-0.3	5.6	-1.4	-4.2	0.2	7.5	-11.3	0.01	-1.7	-2.0	<i>Other industry</i>
-0.4	-0.1	2.3	3.0	-1.3	1.5	3.7	-3.9	-1.0	-0.8	-1.3	0.7	0.3	1.4	-0.8	Manufacture of other food products
-1.6	6.9	1.7	2.1	-1.0	0.6	0.8	-5.6	-3.7	8.2	-3.8	3.1	1.4	7.6	-1.4	<i>Manufacture of biscuits and cookies</i>
-0.3	-2.4	6.3	3.1	-5.3	6.5	1.0	-5.3	1.5	-7.8	5.5	-0.3	1.1	-2.2	1.4	<i>Manufacture of bread, cakes and other bakery products</i>
4.6	-2.3	-0.1	1.4	2.1	-1.3	2.4	0.6	-0.5	5.2	-8.7	2.3	2.3	2.6	-2.1	<i>Manufacture of snack products</i>
0.3	-2.3	-0.2	-4.6	22.1	-6.2	11.6	-19.1	6.3	6.2	1.1	-1.0	-0.6	4.7	-4.0	<i>Manufacture of sugar</i>
5.7	-2.8	-0.7	8.2	-6.5	-0.2	-0.1	15.4	-8.1	-3.4	9.4	-16.0	1.9	6.7	-8.3	<i>Manufacture of cocoa products</i>
-0.8	-0.03	-2.8	6.8	2.6	2.7	9.4	-6.4	2.9	-5.2	-6.8	-1.4	-1.1	0.5	-0.2	<i>Manufacture of chocolate and chocolate products</i>
-0.6	0.8	7.9	5.7	-3.2	2.6	9.7	-12.7	-1.2	9.0	-6.9	2.1	-0.8	-0.1	-0.5	<i>Manufacture of sugar confectionery</i>
-1.1	-3.7	2.0	6.3	-0.8	2.4	3.9	-3.2	-7.8	-5.9	6.1	2.1	-2.3	0.03	-0.05	<i>Manufacture of sauces and condiments</i>
-1.0	1.3	-0.3	0.1	-0.2	-2.1	2.8	1.4	-0.5	-0.03	-3.2	1.3	0.8	2.5	-1.6	<i>Manufacture of other food products n.e.c.</i>
2.5	-1.4	8.2	-2.0	2.3	-1.7	11.0	-10.7	-8.4	-1.1	8.9	-5.3	-2.5	1.4	5.9	Manufacture of prepared animal feeds
1.3	-0.9	0.5	4.9	0.6	6.9	6.3	-5.5	-2.6	0.7	-1.1	-4.1	2.8	-0.3	0.6	Manufacture of beverages
2.2	-0.8	-2.4	7.4	0.8	9.4	8.1	-9.6	-2.5	0.1	-2.3	-3.0	3.7	-1.5	-2.6	<i>Manufacture of soft drinks</i>
-0.3	1.3	8.2	-2.3	0.1	-0.4	1.2	7.7	-3.2	2.4	1.3	-7.2	0.9	3.6	6.8	<i>Production of natural mineral waters and other bottled waters</i>
-2.2	-7.2	6.0	4.5	-0.3	3.7	1.8	2.1	-2.0	1.4	3.2	-5.3	-0.2	-0.5	12.9	<i>Other industry</i>
3.9	-0.7	-4.1	7.2	3.2	-0.9	27.2	-18.3	1.6	-1.8	-5.9	-2.0	4.5	-1.5	-3.9	Manufacture of tobacco products
-1.4	1.8	-1.3	0.6	0.6	0.3	3.7	-2.0	-6.9	1.2	2.5	1.9	-1.6	1.7	-4.2	Spinning, weaving and finishing of textiles
-1.2	3.0	-2.4	1.4	-0.5	-0.3	4.7	-1.3	-9.3	0.8	3.4	3.8	-1.5	3.4	-6.6	<i>Preparation and spinning of textile fibres</i>
-1.4	-1.7	2.2	-1.0	3.9	2.1	1.5	-3.8	-2.6	1.6	0.9	-2.7	-1.1	-2.9	2.4	<i>Weaving of textiles</i>
-8.5	5.7	-8.9	-6.2	-3.1	-4.6	1.4	0.4	21.6	5.7	-2.4	0.9	-8.8	5.2	-2.6	<i>Dyeing, bleaching, printing and finishing of yarns and fabrics</i>
-1.5	-0.8	0.1	2.0	-1.6	0.9	0.9	-0.03	-3.3	1.8	-0.1	3.5	-1.9	0.2	1.7	Manufacture of other textiles
0.1	-5.7	1.9	-0.1	-5.3	-0.3	0.03	-3.7	-2.5	2.2	0.2	3.3	-0.5	6.6	-2.1	<i>Manufacture of knitted and crocheted fabrics</i>
-2.1	1.1	-0.5	2.7	-0.3	1.3	1.3	1.2	-3.5	1.7	-0.2	3.5	-2.4	-1.9	3.0	<i>Other industry</i>
-4.7	0.9	-2.0	4.1	-1.1	4.8	8.7	-3.0	-3.8	0.2	-1.2	-1.5	-4.9	1.0	-0.9	Manufacture of wearing apparel, except fur
-6.0	3.2	-2.9	4.0	-1.3	7.4	12.7	-2.3	-3.7	-0.3	-1.8	-2.0	-6.8	3.2	-2.4	<i>Manufacture of clothings</i>
-1.5	-4.2	0.2	4.2	-0.7	-1.3	-1.4	-4.8	-4.2	1.7	0.6	-0.1	0.4	-4.5	3.4	<i>Other industry</i>
-0.9	0.6	-2.5	4.3	0.4	0.1	-1.2	3.9	2.8	0.05	-2.1	-4.2	-0.4	5.1	-2.0	Manufacture of articles of fur, knitted and crocheted apparel
3.5	-2.3	0.2	6.4	-1.2	0.2	4.9	-4.7	1.5	-0.4	1.4	0.6	1.3	-0.2	-1.9	<i>Tanning and dressing of leather; manufacture of luggage, handbags, saddlery and harness; dressing and dyeing of fur</i>
-4.8	-0.9	2.8	4.9	1.6	2.5	1.3	0.2	-1.8	-2.5	-0.04	-2.2	-4.1	-1.5	3.6	Manufacture of footwear
-0.8	-3.8	0.7	5.0	1.2	1.3	1.9	0.1	-2.7	-1.6	0.8	0.2	0.6	-4.1	0.5	<i>Manufacture of leather footwear</i>
-12.2	5.2	6.8	4.6	2.2	4.7	0.3	0.4	-0.1	-4.0	-1.6	-6.3	-12.9	4.1	9.9	<i>Manufacture of rubber footwear</i>
-0.1	6.0	-1.7	3.1	2.5	-0.3	-0.7	-3.0	4.3	-4.3	3.9	-2.2	1.3	5.0	1.0	Sawmilling and planning of wood

Jadual Table **1.6c** : Gaji dan Upah yang Dibayar Sektor Pembuatan Mengikut Kumpulan: Perubahan Peratusan Bulanan/Suku Tahunan
 : Salaries and Wages Paid of Manufacturing Sector by Group: Monthly/Quarterly Percentage Change

Kod Kumpulan Group code	Keterangan Kumpulan/Tempoh	2024				2025		2024				
		Q1	Q2	Q3	Q4	Q1	Q2	Jan.	Feb.	Mac	Apr.	Mei
162	Pembuatan produk daripada kayu, gabus, jerami dan bahan jalinan lain	-0.3	-0.9	1.0	0.8	0.9	-1.7	0.2	-2.0	-1.0	0.8	0.5
16211	Pembuatan kepingan venier dan papan lapis	-2.1	1.3	4.0	-2.0	-2.4	-1.7	0.6	-2.8	-3.0	3.6	2.3
16212	Pembuatan papan partikel dan papan gentian	3.5	-12.4	-6.6	5.3	0.2	-4.4	1.0	-0.6	0.8	-10.7	0.2
16221	Pertukangan kayu untuk jurubina	-1.0	2.5	3.9	2.6	8.6	-1.3	1.4	-0.9	-0.04	3.4	-1.1
	Industri lain	2.7	-0.4	-4.8	3.4	1.1	-0.5	-3.1	-2.3	1.9	1.0	-2.2
170	Pembuatan kertas dan produk kertas	0.8	-5.1	0.7	4.4	0.6	-4.3	-1.7	1.0	-1.6	-4.1	-0.8
17010	Pembuatan pulpa, kertas dan kertas tebal	3.7	-9.8	-5.7	8.6	0.1	-5.4	-0.2	6.2	-0.7	-4.7	-8.2
17020	Pembuatan kertas gelugur dan kertas tebal dan bekas daripada kertas dan kertas tebal	0.4	-4.0	0.8	1.9	5.1	-4.4	2.2	-2.0	-0.2	-3.7	-0.9
17091	Pembuatan sampul surat dan kad surat	-1.0	-1.1	8.7	4.1	-4.6	-3.7	-1.8	-4.1	5.8	-2.9	-0.7
17092	Pembuatan kertas kegunaan rumah dan pembersih peribadi	9.6	-9.1	1.1	5.2	-1.2	-5.3	-1.6	7.6	-5.6	-8.6	2.3
17093	Pembuatan kertas bergam atau pelekat yang berjalur atau bergulung dan label dan kertas dinding	-7.4	-2.9	5.4	3.8	-1.7	-5.5	-6.3	1.2	-2.7	-1.7	-0.3
	Industri lain	-4.7	-1.5	-0.3	8.9	-7.0	-1.2	-10.2	-2.4	-1.1	-0.5	1.2
181 & 182	Percetakan, aktiviti perkhidmatan berkaitan percetakan dan penerbitan semula media rakaman	3.0	2.1	-3.6	2.1	2.0	2.4	-4.3	3.1	-0.8	0.1	2.4
18110	Percetakan	2.1	2.6	-4.9	2.2	0.8	4.2	-6.5	4.2	-0.5	0.6	1.5
18120	Aktiviti perkhidmatan berkaitan percetakan &	8.4	-0.2	3.0	1.3	8.1	-6.2	8.4	-2.8	-1.9	-2.3	7.6
	Penerbitan semula media rakaman											
192 (19201 & 19202)	Pembuatan produk petroleum bertapis	2.8	-16.4	4.7	13.0	2.5	-16.4	-10.1	0.2	15.8	-24.8	-1.9
201	Pembuatan kimia asas, baja dan sebatian nitrogen, plastik dan getah sintetik dalam bentuk primer	-1.8	-5.7	3.2	4.5	2.4	-5.5	-4.4	-4.1	4.1	-3.2	-7.1
20111	Pembuatan gas perindustrian atau perubatan bukan organik dalam bentuk cecair atau mampat	-12.2	-11.1	16.1	-2.0	23.1	-6.6	-10.9	-1.7	0.7	-11.4	-0.1
20112 & 20113	Pembuatan kimia organik asas & Pembuatan sebatian bukan organik	-11.2	-5.3	-3.5	10.9	-0.6	-3.6	-15.5	-2.5	2.6	2.4	-14.6
20121 & 20129	Pembuatan baja & Pembuatan produk campuran nitrogen	2.4	-5.5	6.9	-9.0	6.1	6.5	3.0	-7.3	16.0	-11.4	-0.5
20131	Pembuatan plastik dalam bentuk primer	18.5	-4.7	8.3	3.4	-3.1	-10.6	15.9	-5.6	5.4	-7.7	1.6
	Industri lain	4.7	-4.3	-4.8	-4.1	21.7	-8.2	6.9	-8.9	-5.4	15.5	-17.7
202 & 203	Pembuatan produk kimia lain dan serat buatan manusia	6.0	-6.1	0.6	2.3	2.0	-9.4	-4.2	6.4	1.1	-4.6	-7.1
20210	Pembuatan racun perosak dan produk agrokimia lain	8.3	8.5	-2.2	8.1	16.0	6.9	0.6	1.2	13.7	-2.1	1.4
20221	Pembuatan cat, varnis dan penyadur dan mastik	11.6	-4.5	-3.1	-3.5	7.3	-7.2	0.7	16.8	-12.4	1.4	-5.3
20222	Pembuatan dakwat cetak	-8.8	-5.8	-7.6	1.3	3.5	-4.5	-8.9	2.9	-4.4	5.4	-13.7
20231 & 20232	Pembuatan sabun dan bahan pencuci, penyediaan membersihkan dan mengilap & Pembuatan pewangi dan penyediaan dandanan diri	5.7	-7.0	1.4	0.7	0.1	-12.9	-11.9	12.6	4.0	-12.2	-1.8
20291 & 20292	Pembuatan plat fotografi, filem, sensitized paper dan other sensitized unexposed materials & Pembuatan dakwat menulis dan melukis	6.3	-11.1	4.2	4.7	-4.4	-16.5	0.4	-1.3	2.6	-2.8	-14.8
20299	Pembuatan produk kimia lain t.t.t.l.											
	Industri lain	1.9	0.5	9.2	-6.0	1.9	3.3	0.9	5.3	-6.9	3.1	1.5
210	Pembuatan produk farmaseutikal, kimia perubatan dan botani	-11.2	3.8	3.2	6.5	-11.5	5.7	-15.1	-6.1	1.7	8.4	-5.3
21001	Pembuatan bahan aktif ubat-ubatan untuk digunakan oleh bidang farmakologi dalam pembuatan ubat-ubatan	-11.7	4.2	1.1	6.9	-15.0	5.5	-16.8	-7.9	1.0	10.3	-6.2
	Industri lain	-9.2	2.5	10.0	5.3	-0.6	6.3	-8.5	0.2	3.8	2.3	-2.3
221	Pembuatan produk getah	-5.2	2.7	6.2	-2.9	-3.4	1.0	-1.3	-2.1	0.1	-1.1	3.4
22111	Pembuatan tayar getah untuk kenderaan	-13.7	-16.1	0.5	-4.0	-0.8	-8.3	0.3	-15.7	-9.8	-7.7	2.4
22112	Pembuatan bunga tayar yang boleh ditukar ganti dan tayar celup	3.5	11.0	3.2	-2.0	4.9	-9.1	0.1	-5.8	25.6	-3.6	2.1
22191 & 22193	Pembuatan produk lain daripada getah asli atau sintetik, tidak divulkan, divulkan atau dikeraskan & Pengilangan semula getah dan prosesan susu getah	-2.7	5.1	3.7	4.6	7.5	-2.7	-1.4	-9.4	12.4	-1.6	3.0
22192	Pembuatan sarung tangan getah	-5.2	7.1	9.9	-5.3	-7.6	5.2	-2.1	3.6	-3.2	0.6	4.6
22199	Pembuatan produk getah lain yang t.t.t.l.	-3.9	-3.0	1.4	-4.4	-8.6	1.2	-0.3	1.2	-2.8	-1.1	1.4
222	Pembuatan produk plastik	-1.5	4.1	-0.6	1.5	-3.5	2.7	-1.9	-2.3	0.8	5.0	0.8
22201 & 22202	Pembuatan produk plastik separa siap & Pembuatan produk plastik siap	-4.3	-1.5	-5.4	6.0	2.4	2.5	-2.0	0.6	-8.7	5.8	1.3
22203	Pembuatan artikel plastik untuk pembungkusan barangan	3.1	9.5	2.7	0.4	2.2	9.5	1.5	-6.7	10.5	6.3	0.8
22204	Pembuatan barangan plastik jurubina	4.6	-2.6	-4.8	6.8	4.0	2.5	0.6	-9.2	11.1	-3.8	-3.6
22205	Pembuatan pinggan mangkuk, peralatan dapur dan barangan tandas daripada plastik	3.0	5.2	4.7	5.1	-18.6	1.7	0.8	1.5	3.9	0.5	1.6
22209	Pembuatan pelbagai produk plastik t.t.t.l.	-3.5	5.3	-0.1	-2.6	-10.4	-3.8	-5.0	-2.1	2.0	4.6	0.4
231 (23101 & 23102 & 23109)	Pembuatan kaca dan produk kaca	-0.9	5.7	-1.5	-3.1	-5.2	3.6	-3.8	-2.3	5.4	2.6	0.9

2025															Group Description/Period
Jun	Jul.	Ogo.	Sep.	Okt.	Nov.	Dis.	Jan.	Feb.	Mac	Apr.	Mei	Jun	Jul.	Ogo.	
-2.1	3.0	-1.1	0.1	-0.1	0.7	2.4	0.3	-1.6	-0.1	0.2	-0.6	-2.9	3.9	-0.7	Manufacture of products of wood, cork, straw and plaiting materials
-2.2	5.2	-0.8	0.3	-2.7	1.9	-1.5	0.8	-3.6	-1.1	-0.9	2.9	-2.0	8.4	1.4	Manufacture of veneer sheets and plywood
-7.0	-2.1	-1.4	3.2	1.6	3.3	-0.4	-0.1	-0.4	-0.7	-1.2	-0.7	-6.5	-0.5	-2.1	Manufacture of particle board and fibreboard
0.7	6.4	-2.6	-2.4	4.1	-4.6	13.2	1.7	0.2	-0.3	2.5	-2.0	-6.7	-0.5	-3.3	Manufacture of builders' carpentry
-1.2	-3.8	0.6	0.2	0.9	2.0	2.6	-3.0	0.7	3.9	1.0	-7.9	3.7	0.2	-2.4	Other industry
0.6	-0.6	0.6	2.2	2.2	-1.2	4.0	-1.8	1.2	-1.7	-3.0	-1.0	0.2	-0.2	0.3	Manufacture of paper and paper products
-4.1	-1.4	0.3	3.6	7.0	-2.0	1.3	-3.5	8.6	-6.2	0.1	-5.5	-1.2	-0.2	0.4	Manufacture of pulp, paper and paperboard
3.4	-3.9	3.5	1.7	0.6	-1.5	0.2	6.4	-2.1	1.6	-4.5	0.1	-0.8	-3.0	3.5	Manufacture of corrugated paper and paperboard and of containers of paper and paperboard
0.2	0.4	14.4	-3.2	1.9	-1.2	2.5	-3.7	-3.3	0.5	-3.2	0.01	0.7	-0.8	0.5	Manufacture of envelopes and letter-card
-1.9	5.1	-6.8	4.1	2.6	-3.6	14.7	-10.7	8.2	-8.3	-3.4	1.1	1.7	5.0	-6.6	Manufacture of household and personal hygiene paper
1.1	5.0	-3.5	6.2	0.7	1.3	-1.9	-1.1	1.8	-2.9	-2.6	-0.2	-4.3	4.4	-3.4	Manufacture of gummed or adhesive paper in strips or rolls and labels and wall paper
-0.7	-2.0	3.5	-1.6	4.4	2.0	8.6	-11.2	-2.9	1.6	-0.4	-4.1	5.7	-2.0	2.8	Other industry
-0.4	-1.7	-1.5	-4.7	1.5	3.7	5.4	-4.5	3.3	-1.0	0.4	2.8	-0.7	-1.9	-0.9	Printing, service activities related to printing and reproduction of recorded media
-0.2	-2.1	-2.5	-4.6	1.5	4.2	6.2	-6.9	4.5	-0.9	1.5	3.0	-0.6	-2.4	-1.6	Printing
-1.7	0.7	4.0	-5.0	1.9	1.4	1.7	8.6	-2.4	-1.4	-5.0	1.5	-1.4	0.9	2.8	Service activities related to printing
															Reproduction of recorded media
7.0	-1.9	0.8	6.6	5.2	-3.0	14.9	-10.0	0.0	15.5	-24.3	-2.3	6.4	-1.7	1.5	Manufacture of refined petroleum products
2.9	2.0	3.6	-1.9	0.8	2.5	6.3	-5.6	3.4	2.8	-3.1	-7.8	-0.3	2.7	-0.5	Manufacture of basic chemicals, fertilizer and nitrogen compounds, plastics and synthetic rubber in primary forms
1.6	11.6	-2.1	13.4	-11.3	1.6	4.3	10.7	3.3	15.6	-15.2	1.6	-5.5	-2.3	-0.7	Manufacture of liquefied or compressed inorganic industrial or medical gases
5.2	-2.8	4.4	-4.5	6.9	4.1	7.7	-11.4	9.0	-1.4	2.9	-13.0	2.0	2.0	0.5	Manufacture of basic organic chemicals
															Manufacture of inorganic compounds
															Manufacture of fertilizers
-1.2	3.8	11.2	-9.3	-2.7	-3.1	-4.6	4.8	0.9	15.1	-7.3	8.7	-3.6	6.8	-7.4	Manufacture of associated nitrogen products
1.6	5.0	3.2	-1.6	-0.4	1.9	7.6	-6.6	-2.9	0.6	-4.6	-8.5	-0.4	4.9	0.4	Manufacture of plastics in primary forms
2.3	2.3	-2.3	-1.0	-9.1	6.0	8.6	10.7	2.6	1.4	-5.6	-7.1	0.9	0.4	0.4	Other industry
1.9	1.6	1.1	-1.3	0.6	-1.7	10.1	-4.3	0.1	1.7	-6.1	-7.3	0.6	1.6	-3.0	Manufacture of other chemical products and man-made fibres
1.7	-5.0	3.1	-1.9	9.2	-2.5	3.0	13.2	-4.6	14.0	-2.4	2.6	1.2	-5.8	-0.9	Manufacture of pesticides and other agrochemical products
4.7	-0.1	-3.3	-6.0	-2.7	2.8	8.2	1.7	1.4	-4.9	2.1	-11.7	4.7	3.9	-3.5	Manufacture of paints, varnishes and similar coatings ink and mastics
1.5	-1.4	-3.9	0.9	-2.6	0.4	13.6	-2.9	-2.5	-1.0	4.8	-11.8	1.4	-0.1	-0.4	Manufacture of printing ink
															Manufacture of soap and detergents, cleaning and polishing preparations
1.9	0.7	1.6	-2.9	0.1	-5.0	17.2	-11.5	1.0	9.0	-16.8	-1.2	-1.7	1.4	-0.6	Manufacture of perfumes and toilet preparations
															Manufacture of photographic plates, films, sensitized paper and other sensitized unexposed materials
0.6	6.8	2.9	2.5	0.1	-0.8	7.4	-7.4	1.6	-6.9	-3.2	-15.2	0.2	5.6	-6.9	Manufacture of writing and drawing ink
															Manufacture of other chemical products n.e.c.
-1.2	7.4	3.0	-0.04	-6.8	1.9	-4.0	3.6	-0.8	2.9	2.2	-1.7	1.4	0.8	3.1	Other industry
0.9	2.2	4.1	-1.6	2.7	-2.5	15.7	-15.5	-6.6	1.3	9.8	-3.7	0.6	2.5	5.3	Manufacture of pharmaceuticals, medicinal chemical and botanical products
1.9	0.3	3.8	-2.4	4.1	-4.1	18.2	-19.1	-6.5	-0.4	10.7	-4.4	2.2	0.2	4.1	Manufacture of medicinal active substances to be used for their pharmacological properties in the manufacture of medicaments
-2.4	8.6	5.2	0.8	-1.5	2.6	8.2	-3.9	-6.6	5.8	7.4	-1.9	-3.5	8.7	8.3	Other industry
6.5	-2.0	4.0	0.5	-2.6	-1.3	-3.4	2.2	-4.3	-0.1	-1.6	2.9	6.8	-1.5	2.2	Manufacture of rubber products
6.7	-5.1	3.3	-4.6	-4.0	3.8	-1.5	16.0	-17.0	-12.0	-3.8	13.5	6.2	2.2	5.2	Manufacture of rubber tyres for vehicles
-0.3	2.8	0.6	-1.4	-0.5	-1.1	0.01	11.5	-10.5	4.9	-6.5	-0.1	-6.1	9.0	1.1	Manufacture of interchangeable tyre treads and retreading rubber tyres
															Manufacture of other products of natural or synthetic rubber, unvulcanized, vulcanized or hardened
															Rubber remilling and latex processing
12.8	-5.4	8.1	1.1	-4.0	-2.7	-8.5	-0.1	0.2	-3.0	0.4	3.9	12.3	-5.2	3.5	Manufacture of rubber gloves
-4.0	6.0	-1.2	-3.7	-2.4	0.7	1.2	-9.3	-2.4	4.3	-0.01	-2.2	2.0	-2.0	2.5	Manufacture of other rubber products n.e.c.
-3.4	1.8	-0.1	-1.2	0.9	1.3	1.6	-4.0	-1.6	0.1	4.3	0.6	-4.4	3.4	0.3	Manufacture of plastics products
															Manufacture of semi-manufactures of plastic products
-5.9	-5.2	5.2	0.2	2.4	1.5	2.0	0.4	2.5	-4.6	6.0	0.3	-3.7	-1.8	2.6	Manufacture of finished plastic products
-5.4	7.5	-0.8	-1.5	1.3	0.2	0.8	3.0	-7.2	11.0	5.5	1.3	-4.2	4.9	-0.8	Manufacture of plastic articles for the packing of goods
0.2	2.2	-13.5	10.9	3.1	-0.4	5.8	0.2	-8.3	18.6	-6.0	1.0	-0.8	2.6	-16.7	Manufacture of builders' plastics ware
1.2	-0.4	6.8	-2.1	2.0	1.8	3.1	-24.1	5.7	1.8	-2.1	2.0	-1.2	-0.6	7.6	Manufacture of plastic tableware, kitchenware and toilet articles
-0.4	4.0	-4.5	-2.3	-1.3	2.1	1.5	-9.2	-1.5	-6.1	3.3	-0.2	-6.6	8.8	-1.7	Manufacture of diverse plastic products n.e.c.
-0.9	-0.7	-0.8	0.2	-2.9	-0.7	1.3	-4.8	-2.8	2.5	4.0	-0.7	-1.6	-0.9	1.2	Manufacture of glass and glass products

Jadual Table **1.6c** : Gaji dan Upah yang Dibayar Sektor Pembuatan Mengikut Kumpulan: Perubahan Peratusan Bulanan/Suku Tahunan
 : Salaries and Wages Paid of Manufacturing Sector by Group: Monthly/Quarterly Percentage Change

Kod Kumpulan Group code	Keterangan Kumpulan/Tempoh	2024				2025		2024				
		Q1	Q2	Q3	Q4	Q1	Q2	Jan.	Feb.	Mac	Apr.	Mei
239	Pembuatan pengeluaran galian bukan logam t.t.t.l.	-3.0	-0.3	0.5	5.3	-1.1	0.3	-3.6	-3.5	1.5	-0.2	0.5
23911	Pembuatan mortar refraktori dan konkrit &	4.5	-1.9	-2.2	5.6	-1.5	-4.6	-4.2	-0.1	6.1	-4.6	-1.1
23921	Pembuatan seramik bukan refraktori											
23930	Pembuatan produk porselin dan seramik lain	-8.6	6.4	12.8	0.1	-2.0	5.1	-12.0	1.6	0.4	-1.3	10.8
23941	Pembuatan simen hidroauk	-7.7	-9.2	-3.1	-2.8	-0.3	-13.6	1.5	-20.6	-0.3	-2.7	3.6
23951	Pembuatan konkrit dan mortar siap bancuh dan banchuan kering	2.2	-0.2	0.3	7.8	7.3	3.5	0.2	-2.4	3.9	-0.9	-2.1
23952	Pembuatan konkrit pratuangan, simen atau artikel batu buatan yang digunakan dalam pembinaan;											
23953	& Pembuatan komponen struktur pasang siap untuk bangunan atau kejuruteraan awam dari simen, batu atau konkrit buatan	-5.3	0.5	1.7	3.1	-5.5	-2.6	-1.6	-5.1	2.2	-0.5	2.3
23959	Pembuatan artikel konkrit, simen dan plaster lain t.t.t.l.											
23990	Pembuatan produk mineral bukan logam lain t.t.t.l. Industri lain	-4.2	-1.8	1.4	10.3	-1.8	6.3	-9.1	2.1	-5.9	-0.4	2.9
		-3.0	4.0	-4.4	6.4	-0.9	2.8	-7.7	-0.1	4.3	7.6	-7.4
241 (24101 & 24102 & 24103 & 24104 & 24109)	Pembuatan besi dan keluli asas	5.0	-6.1	-3.5	5.6	3.2	-4.1	1.3	-8.1	2.5	-2.7	-2.4
242 (24201 & 24202 & 24209)	Pembuatan logam asas berharga dan logam bukan ferus lain	12.6	-2.4	-3.6	1.8	10.3	-5.3	5.0	3.7	-3.4	-0.3	-0.1
243	Pengacuan logam	3.4	-6.0	-0.7	0.5	4.2	0.0	3.8	-1.9	-6.4	4.4	-7.8
251 & 252	Pembuatan produk struktur logam, tangki, takungan, penjana wap, senjata dan peluru	5.6	-4.8	2.6	-0.3	5.1	-2.2	3.6	-4.1	-0.8	-4.7	3.6
25113	Pembuatan pintu, tingkap dan bingkai, penutup tingkap dan pintu pagar daripada logam &	1.2	-3.7	1.3	0.4	2.0	-7.2	4.9	-9.5	2.6	-4.3	4.1
25119	Pembuatan produk struktur logam lain											
25120	Pembuatan tangki, takungan dan kontena daripada logam Industri lain	12.4	-5.8	4.6	0.1	7.4	2.5	2.8	-0.4	-2.8	-5.7	3.9
		2.1	-5.9	1.2	-5.0	9.7	1.2	0.2	7.1	-7.2	-3.1	0.4
259	Pembuatan lain-lain produk yang direka daripada logam; aktiviti perkhidmatan kerja logam	3.7	-0.7	-1.3	2.9	4.0	-2.4	-1.1	-0.3	-0.4	-0.6	1.3
25910	Tempaan, tekanan, hentakan dan bentuk gelekkan logam; serbuk metalurgi	-2.4	-1.1	3.9	8.0	2.5	0.3	-8.6	-2.1	0.6	-0.1	1.3
25920	Rawatan dan penyalutan logam; menggunakan mesin	10.3	-1.0	-11.3	8.1	4.3	-5.3	-5.4	2.7	-0.7	0.8	-0.5
25991	Pembuatan tin untuk produk makanan dan minuman, tiub dan kotak boleh dilipat	0.0	-1.2	1.6	5.5	2.1	-9.3	0.3	-0.3	-4.4	-0.2	4.0
25992	Pembuatan kabel, plaited bands (jalur/pita berpintal) dan artikel seumpamanya daripada logam &	9.3	-1.9	-2.1	-4.0	6.9	-2.8	2.0	3.0	0.9	-4.4	0.7
25993	Pembuatan bolt, skru, nat dan produk uliran seumpamanya											
25994	Pembuatan barangan rumah daripada logam	3.8	-0.9	0.6	0.4	5.3	3.2	1.4	2.5	-3.4	-0.5	3.2
25999	Pembuatan produk lain yang direka daripada logam t.t.t.l. Industri lain	4.3	2.8	-3.0	2.5	5.1	1.0	3.7	-2.1	0.3	2.8	1.9
		-10.5	-6.5	10.1	8.3	-7.3	-3.0	-6.8	-12.4	-1.7	0.2	-2.9
261	Pembuatan komponen dan papan elektronik	-2.8	-4.5	-5.6	6.2	-2.3	-2.7	-9.6	0.3	-3.1	-4.1	2.5
26101	Pembuatan diod, transistor dan alatan semikonduktor yang seumpamanya &	-1.4	-5.1	-0.2	5.3	-2.3	-2.4	-9.2	1.4	-1.3	-4.6	-1.8
26102	Pembuatan litar elektronik bersepadu dengan pemasangan mikro											
26103	Pembuatan kapasitor dan perintang elektrik &											
26104	Pembuatan papan litar bercetak &	-6.9	-3.7	-16.3	9.4	-2.8	-4.3	-11.9	-1.2	-7.7	-3.4	12.7
26105	Pembuatan komponen paparan											
26109	Pembuatan komponen lain untuk aplikasi elektronik	7.1	-2.3	-8.4	-0.3	1.3	3.3	3.0	-5.2	2.7	-1.4	-1.2
262 (26201 & 26202)	Pembuatan komputer dan kelengkapan peranti	-5.8	0.4	14.9	10.1	-6.7	1.2	-13.1	-0.5	-6.1	1.6	3.6
263/ 26300	Pembuatan peralatan komunikasi	0.8	1.7	-5.5	9.3	7.3	-7.6	-1.5	3.9	-1.9	-2.4	5.8
264/ 26400	Pembuatan peralatan elektronik pengguna	-13.6	-20.2	-19.3	24.1	4.5	5.1	0.5	-14.8	-10.7	-8.8	3.9
265	Pembuatan kelengkapan mengukur, menguji, memandu arah dan kawalan; jam tangan dan jam	-0.9	20.0	-5.9	4.8	-2.2	9.4	-12.2	8.1	7.2	1.7	7.5
26511	Pembuatan kelengkapan mengukur, menguji, memandu arah dan kawalan &	-1.1	21.5	-6.2	5.2	-2.2	9.7	-13.1	8.7	7.6	2.2	7.5
26512	Pembuatan kelengkapan kawalan proses perindustrian											
26520	Pembuatan jam tangan dan jam dan bahagiannya	2.0	-3.1	-0.3	-3.8	-1.6	2.9	4.6	-0.6	0.2	-6.2	6.4
266/ 26600	Pembuatan peralatan penyinaran, perubahan elektro dan elektroterapeutik	13.8	-2.9	3.5	0.3	-8.6	-2.6	1.3	4.3	0.4	-4.1	4.1

2025															Group Description/Period
Jun	Jul.	Ogo.	Sep.	Okt.	Nov.	Dis.	Jan.	Feb.	Mac	Apr.	Mei	Jun	Jul.	Ogo.	
-0.6	0.3	-0.04	1.5	2.3	1.4	2.7	-2.3	-2.7	2.6	-0.3	0.2	-1.0	-0.9	-1.0	Manufacture of non-metallic mineral products
															<i>Manufacture of refractory mortars and concretes</i>
-1.0	-3.1	2.2	1.4	-1.1	0.6	14.0	-12.1	0.1	7.9	-8.4	-1.6	0.2	1.1	-3.0	<i>Manufacture of non-refractory ceramic</i>
-1.0	5.2	5.8	1.5	-3.0	-2.4	5.8	-5.8	0.8	1.3	-2.5	11.5	-3.1	3.5	-4.7	<i>Manufacture of other porcelain and ceramic products</i>
-2.6	8.8	-16.0	1.1	1.0	-0.3	5.6	4.9	-11.3	-2.5	-1.6	-9.6	-1.4	13.1	-14.7	<i>Manufacture of hydraulic cement</i>
0.9	-0.5	-0.7	4.3	2.3	1.3	5.7	4.0	-2.0	1.2	1.6	1.4	2.3	-2.8	-0.01	<i>Manufacture of ready-mix and dry-mix concrete and mortars</i>
															<i>Manufacture of precast concrete, cement or artificial stone articles for use in construction</i>
-0.6	1.6	-0.3	-0.2	3.7	2.1	-5.0	0.4	-5.6	1.6	-0.9	0.8	-3.8	0.5	-2.6	<i>Manufacture of prefabricated structural components for building or civil engineering of cement, concrete or artificial stone</i>
															<i>Manufacture of other articles of concrete, cement and plaster n.e.c.</i>
0.3	-5.0	8.2	0.1	4.0	1.9	5.9	-10.0	2.6	7.9	-0.9	1.1	1.2	-5.1	8.8	<i>Manufacture of other non-metallic mineral products n.e.c.</i>
-3.6	1.4	-3.5	4.9	1.2	1.4	6.3	-4.5	-0.8	-0.9	7.1	-3.2	-3.3	-3.7	-4.3	<i>Other industry</i>
-2.2	-2.8	1.1	2.9	-1.8	1.4	12.7	-3.1	-3.9	1.9	-1.9	-2.8	-0.6	-2.1	-1.3	Manufacture of basic iron and steel
-2.8	-0.3	-3.3	2.6	-2.4	-0.1	11.4	4.7	0.6	-6.6	2.0	-3.1	-2.8	-0.2	-2.2	Manufacture of basic precious and other non-ferrous metals
0.1	0.6	1.8	0.5	1.0	-3.6	2.8	7.9	-7.4	2.8	0.7	-0.04	0.5	1.3	5.7	Casting of metals
-1.5	2.4	1.1	-2.1	0.1	-1.2	4.4	5.6	-3.7	-1.5	-0.6	2.1	-2.2	2.7	2.5	Manufacture of structural metal products, tanks, reservoirs , steam generators , weapons and ammunition
															<i>Manufacture of metal doors, windows and their frames, shutters and gates</i>
-1.1	0.4	2.5	-4.0	2.6	-1.6	2.4	8.5	-9.5	-2.2	-3.0	1.4	-1.4	0.1	5.8	<i>Manufacture of other structural metal products</i>
-1.9	5.2	-1.5	1.6	-2.2	-1.2	7.9	1.2	2.5	-0.9	1.0	3.9	-3.8	5.6	-1.8	<i>Manufacture of tanks, reservoirs and containers of metal</i>
-1.3	1.0	5.2	-7.1	-2.3	0.5	0.3	10.7	-1.4	-0.9	3.4	-2.2	1.1	1.4	7.4	<i>Other industry</i>
-1.6	-2.0	1.2	1.5	-0.6	-0.7	7.7	-0.2	-0.4	-0.8	-1.3	0.1	-1.6	-1.3	1.3	Manufacture of other fabricated metal products; metal working service activities
															<i>Forging, pressing, stamping and roll-forming of metal; powder metallurgy</i>
-4.9	3.2	4.7	1.5	1.6	-0.2	11.4	-5.0	-0.6	2.7	-0.5	1.6	-5.5	3.4	4.1	<i>Treatment and coating of metals; machining</i>
-5.5	-1.1	-9.8	-0.5	11.7	-7.5	18.3	-5.2	2.0	-0.4	-4.6	-0.7	-1.7	0.1	-10.3	<i>Manufacture of tins and cans for food products, collapsible tubes and boxes</i>
-1.3	2.7	-2.2	0.0	1.8	4.6	4.0	0.2	-2.1	-2.1	-8.9	2.8	-0.5	3.2	-3.0	<i>Manufacture of metal cable, plaited bands and similar articles</i>
															<i>Manufacture of bolts, screws, nuts and similar threaded products</i>
1.8	-4.6	1.5	0.6	-5.9	-1.8	7.1	2.7	1.5	-2.8	0.6	-3.8	1.7	-3.9	2.2	
-2.9	2.3	-1.6	1.0	1.5	-1.8	-0.2	7.7	-0.04	-4.6	5.8	1.7	-1.3	-2.6	-1.7	<i>Manufacture of metal household articles</i>
-2.1	-6.1	4.7	3.2	-2.7	0.4	3.8	3.6	-1.6	-0.3	1.3	2.0	-2.9	-4.9	4.5	<i>Manufacture of any other fabricated metal products n.e.c.</i>
2.5	1.7	7.7	6.5	-0.04	-1.5	7.6	-7.4	-5.3	-2.0	-0.1	0.7	-0.9	-1.3	8.5	<i>Other industry</i>
-0.3	-8.1	1.7	3.0	-0.8	0.5	11.8	-9.0	0.2	-1.4	-1.1	-1.8	1.4	-2.5	0.2	Manufacture of electronic components and boards
3.3	-4.1	3.2	0.8	-0.4	-0.2	12.8	-8.8	-0.7	-1.4	2.9	-8.2	4.8	-0.8	0.5	<i>Manufacture of diodes, transistors and similar semiconductor devices</i>
															<i>Manufacture of electronic integrated circuits micro assemblies</i>
															<i>Manufacture of electrical capacitors and resistors</i>
-7.3	-18.4	0.6	9.8	-2.2	2.6	9.5	-9.7	2.1	-2.3	-10.4	15.1	-5.8	-6.7	-1.0	<i>Manufacture of printed circuit boards</i>
															<i>Manufacture of display components</i>
-0.5	2.6	-13.9	-2.7	4.0	-1.2	11.5	-8.8	3.2	4.8	-2.8	3.3	-0.9	-3.0	3.5	<i>Manufacture of other components for electronic applications</i>
2.7	7.1	2.1	8.5	-0.9	-2.0	18.3	-13.6	-1.0	-5.7	-3.0	14.0	-1.1	-2.0	1.8	Manufacture of computers and peripheral equipment
1.2	-7.0	-2.3	1.4	-1.2	20.4	-7.9	7.1	-0.2	-0.4	-1.3	0.6	-19.2	7.7	-7.3	Manufacture of communication equipment
-7.0	-22.2	7.5	7.3	14.4	-0.5	4.6	0.0	0.8	3.0	2.2	1.5	-1.2	-22.3	2.9	Manufacture of consumer electronics
13.8	-5.4	-15.8	-0.3	8.8	-0.4	8.5	-10.1	5.3	-0.8	2.0	1.8	14.1	-3.2	-16.0	Manufacture of measuring, testing, navigating and control equipment; watches and clocks
															<i>Manufacture of measuring, testing, navigating and control equipment</i>
14.7	-5.8	-16.4	-0.3	9.3	-0.5	9.3	-10.7	5.7	-0.7	2.0	1.7	14.6	-3.5	-16.8	<i>Manufacture of industrial process control equipment</i>
-2.8	1.8	-3.5	0.4	-1.3	0.8	-6.5	5.3	-2.2	-2.9	2.5	3.1	3.0	2.5	-0.1	<i>Manufacture of watches and clocks and parts</i>
-9.3	10.7	-4.3	4.7	-0.7	-1.7	1.9	-10.2	1.5	0.0	-3.0	4.4	-8.7	2.5	-3.9	Manufacture of irradiation, electromedical and electrotherapeutic equipment

Jadual Table **1.6c** : Gaji dan Upah yang Dibayar Sektor Pembuatan Mengikut Kumpulan: Perubahan Peratusan Bulanan/Suku Tahunan
 : *Salaries and Wages Paid of Manufacturing Sector by Group: Monthly/Quarterly Percentage Change*

Kod Kumpulan Group code	Keterangan Kumpulan/Tempoh	2024				2025		2024				
		Q1	Q2	Q3	Q4	Q1	Q2	Jan.	Feb.	Mac	Apr.	Mei
267 (26701 & 26702) & 268 (26800)	Pembuatan peralatan optikal, kelengkapan fotografi, media magnetik dan optikal	5.6	-6.3	-2.2	6.1	-4.9	3.5	-4.1	3.6	8.4	-10.0	-5.6
271	Pembuatan motor elektrik, penjana, transformer dan perkakasan pengagihan dan pengawalan elektrik	2.1	1.9	1.7	-4.1	3.7	0.9	-2.8	-4.3	-1.5	-1.6	8.5
27101	Pembuatan motor elektrik, penjana dan transformer	-1.2	-2.0	9.4	-2.1	3.9	4.7	5.5	-11.4	2.1	-7.6	11.9
27102	Pembuatan perkakasan pengagihan dan pengawalan elektrik	4.5	4.5	-3.3	-5.5	3.5	-1.8	-8.1	0.8	-3.9	2.4	6.5
272/ 27200	Pembuatan bateri dan akumulator	-0.2	10.5	-1.8	-8.7	-5.5	13.2	-6.5	13.5	-3.8	3.5	8.9
273	Pembuatan pendawaian dan peranti pendawaian	-5.3	-5.1	5.2	-1.6	-2.9	-2.4	0.9	-2.8	-0.4	-12.1	14.8
27310	Pembuatan kabel gentian optikal	-10.9	14.6	3.0	1.2	-3.0	11.2	-13.5	0.3	-1.3	6.3	9.1
27320	Pembuatan wayar dan kabel elektronik dan elektrik lain	-5.4	-7.4	5.7	-1.7	-3.1	-4.4	2.2	-3.4	0.1	-14.8	16.2
27330	Pembuatan alatan pendawaian pembawa dan bukan pembawa arus untuk litar elektrik (tanpa mengira jenis bahan)	13.1	3.1	0.2	-6.1	2.7	1.8	13.7	6.0	-8.7	6.9	0.1
274/ 27400	Pembuatan kelengkapan pencahayaan elektrik	1.9	-4.7	14.9	0.1	9.1	0.2	-8.8	-3.4	0.03	-11.0	10.6
275/ 27500	Pembuatan perkakasan domestik	-1.8	-14.6	4.2	1.2	-10.4	-19.5	-3.4	0.3	2.0	-23.9	15.8
279/ 27900	Pembuatan kelengkapan elektrik lain	-0.3	6.9	3.7	9.4	0.2	8.4	-0.8	-12.8	3.3	4.7	3.1
281 & 282	Pembuatan jentera kegunaan umum dan kegunaan khas	-0.8	-6.9	2.3	7.5	-1.0	-6.3	-3.5	-1.7	-3.9	-2.2	-2.0
28120	Pembuatan alat-alat kuasa bendalir											
& 28130	Pembuatan pam, pemampat, kepala paip dan injap lain	-39.2	-0.4	6.5	19.9	-32.4	-0.2	-45.6	-2.4	-2.7	-1.8	6.5
28180	Pembuatan alatan tangan yang menggunakan kuasa dilengkapkan dengan motor elektrik atau bukan motor elektrik atau pneumatik	-7.1	-5.8	8.7	12.3	-2.5	-4.9	-9.6	1.1	-9.2	-1.5	3.0
28220	Pembuatan jentera pembentukan logam dan alatan mesin											
28192	Pembuatan mesin penyaman udara, termasuk untuk kenderaan bermotor	17.9	-15.4	-2.4	9.4	15.4	-12.6	5.8	9.2	-3.8	-15.2	-0.8
28290	Pembuatan lain-lain mesin bertujuan khas t.t.t.l. Industri lain	5.3	-3.9	-0.3	6.6	-18.5	-11.9	5.9	-7.7	-1.7	2.5	-5.3
		2.2	-5.8	1.3	3.6	3.1	-4.4	2.6	-4.7	-2.5	0.8	-4.4
291 (29101 & 29102)	Pembuatan kenderaan bermotor	-9.3	-6.8	2.0	6.6	-14.6	-2.9	-12.0	-0.6	-10.2	-0.7	2.0
292/ 29200	Pembuatan kerangka (coachwork) untuk kenderaan bermotor; pembuatan treler dan semi treler	-4.2	-3.1	2.4	2.2	-1.3	-1.8	-5.1	-0.2	-7.6	2.1	0.2
293/ 29300	Pembuatan alat ganti dan aksesori untuk kenderaan bermotor	-2.5	11.8	-4.1	2.2	-1.4	10.1	-9.9	2.3	0.2	10.5	1.0
301 (30110 & 30120)	Pembinaan kapal dan bot	7.9	-1.3	2.1	5.5	10.2	-0.6	2.8	-3.9	14.2	-10.1	2.6
302, 303, 304 & 309	Pembuatan lokomotif keretapi, rolling stock, kapal angkasa dan udara, jentera berkaitan, kenderaan tempur ketenteraan, dan kelengkapan pengangkutan t.t.t.l.	2.7	1.3	-3.8	2.6	0.7	-1.0	-0.3	2.6	2.7	-1.0	1.5
30910	Pembuatan motosikal	1.2	1.6	-3.1	6.2	0.8	-0.4	0.9	-0.9	5.1	-1.3	1.8
30920	Pembuatan basikal dan invalid carriages Industri lain	-2.2	1.8	2.7	-8.8	-0.5	5.3	-4.7	0.2	-1.2	0.1	3.7
		8.4	0.4	-7.8	-1.4	0.7	-4.7	-1.2	11.9	-0.9	-0.8	0.2
310	Pembuatan perabot	0.8	-4.3	0.1	4.2	1.0	-4.0	0.0	-3.1	-0.5	-2.9	2.1
31001	Pembuatan perabot kayu dan rotan Industri lain	1.2	-4.8	-0.8	4.8	0.9	-3.6	-0.1	-3.3	-0.2	-3.7	2.4
		-1.2	-2.3	3.9	1.9	1.6	-5.6	0.2	-2.3	-2.0	0.5	0.6
321 (32110 & 32120)	Pembuatan barang kemas, bijouterie dan artikel berkaitan	-1.3	-1.4	-2.5	3.4	10.7	-2.9	-9.1	4.4	1.1	-2.4	-0.1
322, 325 & 329	Pembuatan instrumen muzik, peralatan dan bekalan perubatan dan pergigian dan pembuatan lain t.t.t.l.	-1.4	-0.6	3.8	7.7	0.6	-2.5	-6.8	0.8	-0.4	-0.7	0.7
32901	Pembuatan alat tulis Industri lain	0.1	-2.4	12.0	-0.3	2.2	2.5	-0.6	-0.01	-2.9	-2.5	2.0
		-1.7	-0.1	1.9	9.8	0.2	-3.7	-8.2	0.9	0.2	-0.3	0.4
323/ 32300	Pembuatan barangan sukan	0.3	-8.3	-7.2	-1.4	4.8	0.2	5.2	-3.0	2.1	-9.6	5.4
324/ 32400	Pembuatan permainan dan mainan	-18.7	13.5	1.1	-1.3	-21.9	14.4	-30.4	-0.2	11.9	6.0	-0.3
331 & 332	Pembaikan pemasangan produk logam, jentera, kelengkapan dan pemasangan jentera perindustrian dan kelengkapan	2.1	-0.9	-4.7	4.5	2.1	-0.5	-2.8	0.6	0.1	1.5	-2.4
33150	Pembaikan dan penyelenggaraan kelengkapan pengangkutan kecuali motosikal dan basikal Industri lain	-0.9	-1.7	-22.2	5.6	1.3	-1.4	-19.3	9.3	-3.8	3.4	-6.7
		3.0	-0.6	0.7	4.2	2.3	-0.3	3.5	-1.9	1.4	0.9	-1.1
Jumlah Pembuatan		-0.9	-1.3	-0.1	4.1	-0.8	-1.3	-4.5	-1.3	-0.2	-1.4	1.0

2025															Group Description/Period
Jun	Jul.	Ogo.	Sep.	Okt.	Nov.	Dis.	Jan.	Feb.	Mac	Apr.	Mei	Jun	Jul.	Ogo.	
4.7	-3.2	-1.8	3.5	0.8	-0.6	11.6	-14.7	3.6	4.3	-2.1	1.1	2.4	-2.5	-3.2	Manufacture of optical instruments, photographic equipment, magnetic and optical media
1.5	0.4	-3.3	-0.5	-3.6	-5.1	14.1	-0.6	-4.2	0.4	-3.8	9.8	-1.0	1.2	-2.1	Manufacture of electric motors, generators, transformers and electricity distribution and control apparatus
3.1	2.7	-0.3	3.0	-3.0	-2.5	2.1	4.6	-5.2	6.9	-6.5	12.9	1.4	-3.6	-5.6	Manufacture of electric motors, generators and transformers
0.5	-1.1	-5.3	-3.1	-4.2	-7.2	23.9	-4.0	-3.5	-4.3	-1.5	7.5	-2.8	5.2	0.5	Manufacture of electricity distribution and control apparatus
-2.1	-2.3	-2.0	1.3	-3.4	-5.5	-6.3	0.3	2.7	-4.2	6.4	9.1	6.7	-4.9	-1.4	Manufacture of batteries and accumulators
-1.4	5.4	-3.3	-4.5	5.2	-8.1	9.6	-5.0	-1.3	-0.5	-8.1	10.0	0.9	0.7	-2.4	Manufacture of wiring and wiring devices
7.0	-1.8	-4.2	1.1	-1.9	1.7	7.9	-13.2	7.0	2.8	8.1	-3.0	2.6	-1.8	-1.2	Manufacture of fibre optic cables
-2.5	6.6	-3.3	-5.3	6.6	-9.5	10.3	-4.1	-2.6	-0.8	-10.7	12.6	0.5	1.1	-2.5	Manufacture of other electronic and electric wires and cables
1.5	0.3	-0.9	-1.4	-3.8	-2.1	0.7	-0.1	6.5	-3.6	1.0	0.4	2.6	0.2	-2.7	Manufacture of current-carrying and non current-carrying wiring devices for electrical circuits regardless of material
3.5	10.8	-0.6	-4.3	-2.8	0.2	18.2	-7.7	10.0	-1.9	-1.0	-1.2	0.9	12.3	-1.3	Manufacture of electric lighting equipment
0.2	-2.8	7.9	-8.3	-0.6	4.9	5.7	-11.7	-5.3	-0.4	-17.6	1.4	-3.5	-3.6	7.3	Manufacture of domestic appliances
8.0	-8.1	6.6	4.9	-1.5	4.1	7.9	-1.5	-6.0	-1.3	6.7	3.4	7.3	-4.2	-0.8	Manufacture of other electrical equipment
-0.6	2.2	0.4	2.7	2.4	0.1	8.7	-4.5	-0.8	-4.2	-1.9	-2.6	0.7	2.7	-0.4	Manufacture of general-purpose and special-purpose machinery
-0.2	1.2	3.0	3.7	12.8	-5.2	19.6	-37.4	-3.0	-0.2	-1.8	2.5	3.4	-5.7	0.7	Manufacture of fluid power equipment
-0.8	4.7	-0.02	9.9	1.9	-1.8	14.5	-5.4	-4.2	-7.4	4.1	-2.9	-1.1	1.2	0.8	Manufacture of other pumps, compressors, taps and valves
0.03	-1.0	-2.4	1.1	1.2	7.3	9.2	2.3	8.2	-3.6	-15.3	0.2	8.4	2.3	-0.6	Manufacture of power-driven hand tools with self-contained electric or non-electric motor or pneumatic drives
3.2	-1.4	0.2	2.3	4.1	-0.1	2.5	-12.8	-5.9	-13.1	1.3	-3.2	-0.4	4.1	-1.2	Manufacture of metal-forming machinery and machine tools
-1.5	3.0	1.2	0.2	1.3	-0.3	6.1	0.4	-0.9	-1.6	-0.4	-3.6	-0.8	4.1	-0.8	Manufacture of air-conditioning machines, including for motor vehicles
-0.7	-1.5	5.1	-0.04	-1.2	-1.0	20.6	-21.1	1.0	-13.1	-1.2	8.6	5.4	-3.4	5.9	Manufacture of other special-purpose machinery
-0.2	3.0	-0.8	0.2	0.1	1.6	3.4	-2.8	2.3	-7.9	1.9	1.7	0.0	2.2	0.2	Other industry
-1.0	-3.6	0.2	-0.8	2.0	-2.1	6.2	-6.2	2.4	0.6	11.0	-3.2	0.5	-1.9	-3.3	Manufacture of motor vehicles
0.8	-1.4	2.0	2.1	1.4	1.1	3.5	2.0	0.7	14.4	-8.8	-0.6	0.1	-2.0	0.1	Manufacture of bodies (coachwork) for motor vehicles; manufacture of trailers and semi-trailers
-3.9	0.3	-4.7	3.6	1.7	-0.5	1.4	0.5	-0.5	-0.7	-1.3	3.9	-4.8	-0.1	-3.7	Manufacture of parts and accessories for motor vehicles
-3.8	-2.2	-0.7	4.9	2.6	-0.6	2.9	-0.3	-0.1	-1.7	-2.1	7.5	-5.8	-2.0	-1.0	Building of ships and boats
0.2	16.8	-20.7	2.0	0.0	-0.6	-5.5	0.9	2.9	2.2	0.7	3.1	-0.1	6.8	-21.4	Manufacture of railway locomotives, rolling stock, air and spacecraft, related machinery, military fighting vehicles and transport equipment n.e.c
-5.7	-0.1	-6.7	1.2	0.03	0.03	0.2	2.2	-2.9	0.9	0.3	-5.1	-3.9	2.2	-2.9	Manufacture of motorcycles
-4.2	0.2	1.5	3.2	-0.1	0.01	5.1	-0.1	-2.9	-0.7	-3.2	2.4	-2.8	0.6	1.0	Manufacture of bicycles and invalid carriages
-4.4	-0.9	1.8	3.5	-0.7	0.4	6.6	-1.0	-3.2	-0.8	-3.0	3.1	-3.3	0.5	1.4	Other industry
-3.2	5.2	0.2	1.8	2.2	-1.6	-1.3	4.2	-1.4	-0.6	-4.2	-0.6	-0.7	1.3	-0.8	Manufacture of furniture
-3.1	1.1	-1.2	-2.0	3.4	-2.6	10.7	3.6	0.5	1.4	-2.7	0.1	-4.0	-1.3	4.3	Manufacture of wooden and cane furniture
-0.6	3.0	1.0	0.8	2.5	2.5	7.3	-5.5	0.7	0.8	-1.6	-2.1	-0.9	6.1	1.2	Other industry
2.7	3.6	8.9	-0.9	-3.3	0.1	2.4	-0.7	1.2	1.4	-1.3	2.6	2.3	4.9	6.9	Manufacture of jewellery, bijouterie and related articles
-1.3	2.9	-0.9	1.3	4.1	3.0	8.4	-6.5	0.6	0.7	-1.6	-3.3	-1.8	6.4	-0.3	Manufacture of musical instruments, medical and dental instruments and supplies and other manufacturing n.e.c.
-7.2	6.6	-16.0	1.9	0.2	2.9	4.3	-2.0	5.4	-1.6	1.9	-2.2	-2.5	-1.3	1.0	Manufacture of stationery
-0.8	-1.0	3.9	0.7	-6.1	-0.8	11.6	-30.2	4.7	3.8	5.4	4.9	3.1	-3.4	-0.4	Other industry
-3.0	-1.9	0.2	-0.5	0.9	3.5	4.6	-3.0	1.8	-0.3	1.8	-2.3	-3.3	-1.2	-0.1	Manufacture of sports goods
-2.5	-20.0	1.0	1.7	-5.4	9.6	9.9	-12.4	9.4	-1.8	3.0	-7.0	-4.0	-17.6	-0.7	Manufacture of games and toys
-3.1	3.6	0.01	-1.0	2.4	2.1	3.3	-0.6	0.1	0.05	1.5	-1.1	-3.1	2.6	0.01	Repair of fabricated metal products, machinery and equipment and installation of industrial machinery and equipment
0.1	-0.9	-0.1	1.4	0.6	0.2	7.1	-4.6	-0.8	-0.4	-0.9	0.1	0.2	-0.2	-0.6	Repair and maintenance of transport equipment except motorcycles and bicycles
															Other industry
															Total Manufacturing

Jadual 2 : Pengeluaran Produk Utama dalam Industri Pembuatan yang Terpilih
Table 2 : Production of Major Products in Selected Manufacturing Industries

Keterangan Produk Product Description	Unit Kuantiti Quantity Unit	2023	2024	2024					
				Jan.	Feb.	Mac	Apr.	Mei	Jun
Ikan tin Canned fish	Tan Tonne	5,748	5,959	567	487	615	513	545	525
Ikan segar sejuk beku Frozen fish	Tan Tonne	19,660	20,260	1,631	1,412	1,518	1,417	1,506	1,692
Bebola ikan Fish ball	Tan Tonne	7,794	9,448	668	516	694	858	985	922
Sotong sejuk beku Frozen cuttle fish/squid	Tan Tonne	7,063	6,701	504	398	571	553	639	667
Udang geragau/udang sejuk Frozen shrimps/prawns	Tan Tonne	17,266	21,941	1,666	1,626	1,996	1,975	2,097	1,947
Jem (semua jenis) Jams (all types)	Tan Tonne	11,851	10,335	1,044	675	697	773	790	811
Minyak kelapa mentah Coconut (copra) oil and its fraction crude oil	Tan Tonne	18,795	21,762	1,769	1,800	1,980	1,900	1,864	1,624
Minyak kelapa, ditapis Coconut oil, refined	Tan Tonne	73,933	70,881	5,652	4,005	4,075	5,603	6,454	5,978
Lemak doh/shortening Dough fats/shortening	Tan Tonne	158,613	156,647	13,488	11,799	10,637	12,821	12,503	13,621
Marjerin Margerine	Tan Tonne	73,536	86,989	6,562	7,018	6,092	7,238	6,757	8,366
Minyak masak campuran Blended/deodorised cooking oil	Tan Tonne	481,565	462,606	46,502	38,326	36,909	39,659	36,209	33,436
Susu pekat manis Sweetened condensed milk	Tan Tonne	469,591	479,533	39,248	39,708	41,263	35,134	42,701	46,271
Minuman susu Milk drinks	Liter ('000) Litres ('000)	120,976	128,558	10,958	9,516	9,001	8,016	9,595	10,596
Beras Whole rice	Tan Tonne	683,766	659,091	47,524	53,086	54,190	58,709	66,017	53,036
Beras hancur Broken rice	Tan Tonne	102,686	118,292	7,803	7,577	8,487	9,915	13,208	10,344
Tepung gandum Wheat flour	Tan Tonne	1,003,698	866,005	88,728	90,120	63,457	64,667	74,265	71,244
Roti dan kek Bread and cakes	Tan Tonne	599,866	786,730	46,866	74,165	68,821	63,945	65,334	76,087
Mee dan bihun Mee and bihun	Tan Tonne	260,710	255,834	23,469	24,119	20,683	22,280	21,629	19,682
Sos dan bahan perasa Sos and flavoring ingredients	Tan Tonne	93,755	96,621	9,773	9,247	7,351	6,029	6,041	7,195
Kelapa kering Desiccated coconuts	Tan Tonne	4,646	3,738	281	285	345	417	346	329
Makanan ayam itik campuran Mixed poultry feed	Tan Tonne	2,386,374	2,326,091	216,342	175,096	192,375	199,476	179,888	160,106
Hidangan ikan Fish meals	Tan Tonne	106,406	76,757	6,922	6,888	8,175	8,995	6,261	5,208
Biskut Biscuits	Tan Tonne	124,962	140,238	11,728	12,730	12,957	12,534	12,340	11,264
Gula bertapis Refined sugar	Tan Tonne	1,981,898	1,962,043	167,446	155,467	176,536	173,478	144,731	140,421
Minuman manis berkarbonat Sweet beverages (carbonated)	Liter ('000) Litres ('000)	357,856	458,276	38,301	32,522	34,378	36,305	38,079	41,348
Minuman manis tidak berkarbonat Sweet beverages (non-carbonated)	Liter ('000) Litres ('000)	2,025,653	1,816,396	175,017	153,946	164,805	157,307	144,786	132,369

2025													
Jul.	Ogo.	Sept.	Okt.	Nov.	Dis.	Jan.	Feb.	Mac	Apr.	Mei	Jun	Jul.	Ogo.
461	486	484	454	409	414	433	429	517	470	468	457	406	408
1,857	1,780	1,834	2,251	1,653	1,708	1,160	1,236	1,328	1,330	1,386	1,408	1,684	1,569
880	903	908	806	684	625	596	574	600	600	667	695	685	652
539	569	573	568	570	549	447	390	396	395	444	464	408	393
1,692	1,977	2,011	1,782	1,654	1,518	1,463	1,470	1,516	1,618	1,626	1,651	1,455	1,567
764	766	877	931	1,113	1,095	1,097	770	809	868	888	945	935	860
1,644	1,613	1,842	2,092	2,031	1,603	2,285	2,334	2,367	2,457	2,464	2,301	2,358	2,173
6,162	6,158	6,595	7,521	6,951	5,727	7,101	6,358	6,266	6,333	7,318	6,916	7,230	6,700
14,137	14,055	13,711	14,901	12,238	12,735	12,830	11,924	10,740	10,670	10,004	9,719	9,476	8,099
8,869	9,047	7,954	8,939	5,221	4,926	5,917	6,552	5,674	6,875	6,287	7,097	7,113	6,564
28,091	33,354	38,381	48,530	41,440	41,769	46,476	43,465	44,744	46,086	37,429	40,426	42,656	44,280
50,471	44,842	39,492	33,951	31,414	35,038	34,986	35,950	38,314	33,787	36,935	41,853	43,900	37,982
12,966	12,946	12,543	12,006	10,565	9,850	9,627	9,054	8,757	8,319	9,983	11,362	13,496	13,094
54,718	55,985	57,838	50,042	55,063	52,884	45,211	51,047	54,853	55,887	55,946	50,650	49,025	47,544
11,366	11,425	11,099	10,209	8,397	8,462	7,408	7,393	7,824	8,155	8,350	7,390	7,505	7,174
69,733	70,272	62,554	60,599	78,752	71,614	71,987	73,347	65,778	63,786	73,484	69,846	65,564	65,073
81,228	70,878	65,401	63,580	60,186	50,240	56,910	86,260	81,438	76,481	77,845	93,197	88,574	76,340
20,981	19,649	21,446	22,440	20,971	18,484	23,303	23,036	20,201	22,362	21,986	19,223	20,394	20,228
7,906	8,431	7,652	8,453	8,667	9,875	10,003	9,981	7,787	6,449	6,135	6,927	7,678	8,570
256	253	274	301	329	323	327	328	317	388	317	297	228	231
177,267	181,205	180,448	185,549	219,287	259,052	237,419	191,539	188,468	186,417	186,430	163,948	187,950	195,967
4,967	5,248	5,317	4,830	6,970	6,977	7,612	7,499	7,338	7,393	6,036	5,003	5,064	5,406
10,018	10,933	11,422	13,883	9,971	10,458	9,585	10,578	10,622	10,443	11,030	9,770	9,240	9,639
160,308	146,044	154,790	164,122	187,692	191,007	175,200	170,724	186,320	189,562	175,353	165,997	177,700	171,807
40,729	41,411	40,636	40,204	32,469	41,896	39,092	34,743	35,736	38,030	37,520	41,851	42,186	43,482
130,896	136,563	134,413	137,242	167,749	181,304	174,524	168,522	176,475	170,838	156,378	148,552	148,654	156,479

Jadual 2 : Pengeluaran Produk Utama dalam Industri Pembuatan yang Terpilih
Table 2 : Production of Major Products in Selected Manufacturing Industries

Keterangan Produk Product Description	Unit Kuantiti Quantity Unit	2023	2024	2024					
				Jan.	Feb.	Mac	Apr.	Mei	Jun
Air mineral dan minuman <i>Mineral and drinking water</i>	Liter ('000) <i>Litres ('000)</i>	709,585	772,679	45,346	52,690	39,526	52,711	65,351	70,556
Kain kapas <i>Cotton cloth</i>	Meter ('000) <i>Metres ('000)</i>	41,668	63,561	4,101	5,339	4,819	5,399	6,234	5,860
Seluar lelaki <i>Pants, males</i>	Bilangan ('000) <i>Number ('000)</i>	2,433	741	100	95	131	122	84	33
Kemeja lelaki <i>Shirts, males</i>	Bilangan ('000) <i>Number ('000)</i>	15,444	16,061	1,442	1,269	1,255	1,332	1,427	1,435
Blaus <i>Blouses</i>	Bilangan ('000) <i>Number ('000)</i>	3,297	3,003	290	277	299	321	286	254
Pakaian perempuan <i>Dresses</i>	Bilangan ('000) <i>Number ('000)</i>	2,270	2,024	155	151	193	213	178	173
Kasut getah (semua jenis) <i>Rubber footwear (all types)</i>	Pasang ('000) <i>Pairs ('000)</i>	1,835	1,366	120	121	132	135	93	96
Kiln kayu kering <i>Kiln dried timber</i>	Tan <i>Tonne</i>	138,378	137,514	7,802	7,162	11,162	13,634	13,548	14,280
Kayu gergaji <i>Rubberwood (sawn)</i>	Tan <i>Tonne</i>	122,365	143,775	9,522	10,698	10,113	13,223	14,833	13,290
Kepingan venir <i>Veneer sheets</i>	Meter Padu <i>Cubic metre</i>	284,746	167,337	16,941	19,245	17,694	19,541	10,733	13,149
Papan gentian berkepadatan sederhana <i>Medium density fibreboard</i>	Meter Padu <i>Cubic metre</i>	2,622,634	2,813,977	242,756	287,791	250,672	200,194	185,950	147,463
Papan lapis <i>Plywood</i>	Meter Padu <i>Cubic metre</i>	4,365,151	5,093,667	414,852	461,286	476,305	437,668	409,641	467,737
Ukiran kayu <i>Timber moulding</i>	Meter Padu <i>Cubic metre</i>	46,997	45,823	3,118	3,343	4,054	4,903	4,787	3,316
Kayu balak siap <i>Dressed timber</i>	Meter Padu <i>Cubic metre</i>	6,343	6,400	808	723	699	847	668	385
Rak dan beg kertas <i>Sacks and bags of paper</i>	Bilangan ('000) <i>Number ('000)</i>	331,989	293,085	26,400	28,551	26,511	25,697	24,506	22,804
Kertas tisu <i>Tissue paper</i>	Tan <i>Tonne</i>	85,245	84,748	6,954	6,522	6,700	6,865	6,690	7,301
Kertas napkin <i>Napkin paper</i>	Tan <i>Tonne</i>	2,111	1,310	95	99	129	119	123	135
Kertas tandas <i>Toilet paper</i>	Tan <i>Tonne</i>	46,047	38,746	3,094	3,406	3,685	3,181	3,089	3,409
Minyak tanah <i>Kerosene</i>	Tan <i>Tonne</i>	3,275,428	3,619,726	253,995	190,453	311,056	292,481	411,133	474,660
Gas petroleum cecair <i>Liquefied petroleum gas</i>	Tan <i>Tonne</i>	2,524,079	2,385,651	136,970	222,607	212,854	223,760	268,505	228,952
Minyak bahan api <i>Fuel oil</i>	Tan <i>Tonne</i>	1,935,352	2,128,383	153,465	131,820	176,134	166,257	194,274	218,603
Minyak diesel/gas <i>Diesel/ gas oil</i>	Tan <i>Tonne</i>	16,187,264	16,993,319	1,312,278	1,419,683	1,607,736	723,593	1,281,299	1,355,676
Gasolin (spirit motor) <i>Gasoline (motor spirit)</i>	Tan <i>Tonne</i>	4,639,314	4,277,629	215,923	253,667	257,685	242,704	394,924	427,782
Minyak pelincir campuran <i>Blended lubricating oil</i>	Tan <i>Tonne</i>	186,354	239,731	16,928	15,949	17,035	17,188	18,666	20,384
Nafta <i>Naptha</i>	Tan <i>Tonne</i>	2,974,988	3,381,541	172,666	242,018	228,330	277,386	360,008	494,869

2025													
Jul.	Ogo.	Sept.	Okt.	Nov.	Dis.	Jan.	Feb.	Mac	Apr.	Mei	Jun	Jul.	Ogo.
71,242	74,004	77,360	71,401	84,818	67,672	53,301	56,564	43,161	56,965	61,068	66,063	66,367	69,920
5,179	5,391	5,295	6,158	4,984	4,803	4,145	4,967	4,493	5,130	6,250	5,453	5,529	5,495
32	31	33	35	26	20	26	31	37	29	21	20	19	19
1,536	1,327	1,192	1,382	1,291	1,174	1,423	1,337	1,297	1,377	1,456	1,422	1,495	1,338
259	226	205	201	196	190	222	223	235	251	216	187	190	171
179	175	159	152	157	138	150	155	192	214	176	166	168	170
84	71	86	119	167	141	125	124	136	148	120	109	99	85
15,513	11,777	12,386	9,145	11,084	10,021	9,204	8,886	9,611	10,614	11,224	11,217	12,892	9,705
13,308	11,812	13,976	13,912	10,351	8,737	10,463	11,803	11,043	10,215	11,988	10,087	10,580	9,169
10,552	10,169	10,072	10,869	15,675	12,700	14,025	16,010	14,871	14,955	9,997	11,600	9,260	9,357
180,044	250,134	221,255	226,067	306,650	315,001	258,201	303,831	261,414	223,777	201,517	161,379	198,253	272,898
426,992	413,460	389,753	434,796	380,902	380,275	362,927	420,792	447,551	404,049	394,118	425,851	386,891	379,462
3,358	3,401	3,203	3,412	4,857	4,071	3,113	3,298	4,169	5,119	5,188	3,567	3,633	3,651
311	311	335	336	407	570	784	695	698	713	621	360	295	288
22,327	22,692	21,267	21,250	26,777	24,303	23,810	26,059	24,039	23,607	20,169	19,109	19,519	19,910
7,459	7,321	7,244	6,497	7,587	7,608	6,927	6,574	6,835	6,763	6,399	6,948	6,615	6,403
135	105	99	92	89	92	94	99	93	86	85	90	85	66
3,682	2,732	2,706	2,704	3,645	3,415	3,229	3,577	3,996	4,340	4,159	4,540	4,604	3,403
252,813	274,740	298,937	280,520	265,893	313,046	329,335	264,349	409,971	378,470	476,092	565,320	292,757	319,027
212,700	207,382	187,671	168,910	171,732	143,608	150,119	247,762	237,156	254,415	314,688	265,845	248,665	245,169
188,277	221,406	214,007	154,872	140,022	169,249	197,099	171,894	224,746	208,819	215,449	254,672	216,464	255,486
1,448,086	1,451,313	1,358,727	1,533,032	1,802,183	1,699,715	1,637,723	1,807,256	1,929,283	859,629	1,420,960	1,548,182	1,649,370	1,659,176
484,501	500,883	452,133	458,295	277,304	311,827	272,711	322,665	322,345	296,342	487,560	539,433	647,777	673,977
19,797	25,425	24,644	25,017	19,883	18,815	17,653	16,456	17,169	17,021	17,198	17,939	17,568	22,705
283,453	277,592	236,990	253,202	332,509	222,517	236,208	318,253	294,774	354,777	408,025	575,037	353,182	346,412

Jadual 2 : Pengeluaran Produk Utama dalam Industri Pembuatan yang Terpilih
Table 2 : Production of Major Products in Selected Manufacturing Industries

Keterangan Produk Product Description	Unit Kuantiti Quantity Unit	2023	2024	2024					
				Jan.	Feb.	Mac	Apr.	Mei	Jun
Gas asli cecair <i>Liquefied natural gas</i>	Tan <i>Tonne</i>	31,279,579	31,016,985	2,930,110	2,830,335	3,293,275	2,296,557	2,178,371	2,603,478
Nitrogen dan oksigen <i>Nitrogen and oxygen</i>	Meter padu ('000) <i>Cubic metre ('000)</i>	526,966	455,285	45,944	42,849	43,087	42,132	42,601	38,053
Methanol (methyl alcohol) <i>Methanol (methyl alcohol)</i>	Tan <i>Tonne</i>	5,090,653	6,418,393	555,053	536,428	518,656	440,918	498,892	459,146
Baja (termasuk urea) <i>Fertilizers (includes urea)</i>	Tonne <i>Tonne</i>	5,906,343	5,369,283	434,307	471,171	473,629	428,788	394,695	469,067
Sebatian P.V.C <i>P.V.C. compound</i>	Tan <i>Tonne</i>	56,303	43,615	3,679	3,749	3,625	3,944	3,546	3,487
Racun serangga aerosol <i>Aerosol insecticides (liquid)</i>	Liter <i>Litres</i>	5,163,308	4,240,499	422,415	413,931	377,944	394,043	356,576	337,765
Racun herba (cecair) <i>Herbicides (liquid)</i>	Liter ('000) <i>Litres ('000)</i>	91,732	71,789	8,842	8,245	7,945	8,166	7,043	5,113
Racun herba (bukan cecair) <i>Herbicides (non-liquid)</i>	Tonne <i>Tonne</i>	57,643	27,890	2,965	2,962	3,004	3,073	2,309	1,894
Cat emulsi <i>Emulsion paints</i>	Liter ('000) <i>Litres ('000)</i>	69,896	53,918	6,195	6,202	5,309	4,222	4,637	3,974
Cat lapis <i>Under-coats</i>	Liter ('000) <i>Litres ('000)</i>	13,019	11,461	1,007	1,063	890	960	1,296	1,202
Cat asas <i>Primers</i>	Liter ('000) <i>Litres ('000)</i>	21,342	24,677	1,938	2,116	1,656	1,426	1,833	1,888
Dakwat pencetak <i>Printing ink</i>	Tan <i>Tonne</i>	21,012	25,485	2,556	1,950	2,075	1,974	2,239	1,989
Pelembut fabrik <i>Fabric softener</i>	Liter ('000) <i>Litres ('000)</i>	29,439	31,631	2,389	2,651	2,703	2,372	2,639	2,789
Sabun mandi <i>Toilet soap</i>	Tan <i>Tonne</i>	14,935	16,145	1,348	1,579	1,658	1,271	1,243	1,587
Sabun serbuk (bahan pencuci) <i>Soap powder (detergents)</i>	Tan <i>Tonne</i>	77,816	90,433	6,087	6,590	7,342	6,850	7,577	9,048
Pelekat perindustrian <i>Adhesive, industrial</i>	Liter ('000) <i>Litres ('000)</i>	166,252	168,412	13,705	13,425	11,673	13,720	13,890	14,641
Tayar pneumatik (semua jenis) <i>Pneumatic tyres (all types)</i>	Bilangan ('000) <i>Number ('000)</i>	4,753	4,655	498	495	459	384	367	378
Tiub dalam (semua jenis) <i>Inner tubes (all types)</i>	Bilangan ('000) <i>Number ('000)</i>	788	683	83	71	55	49	47	51
Getah mutu malaysia (semua gred) <i>S.M.R. (all grades)</i>	Tan <i>Tonne</i>	668,508	676,210	63,120	60,695	49,422	46,833	51,480	49,567
Susu getah diproses <i>Processed latex</i>	Tan <i>Tonne</i>	50,917	52,446	4,038	3,907	3,888	3,870	4,291	4,933
Sarung tangan getah <i>Rubber gloves</i>	Pasang (Juta) <i>Pairs (Million)</i>	66,998	74,126	6,083	6,454	7,515	7,423	6,740	5,881
Kondom <i>Condom</i>	Gross ('000) <i>Gross ('000)</i>	21,118	25,898	1,935	1,812	1,788	2,615	2,518	2,793
Paip P.V.C. <i>P.V.C. pipes</i>	Tan <i>Tonne</i>	123,126	130,202	10,551	10,997	12,930	11,565	11,718	11,558
Bata tanah <i>Earthen bricks</i>	Bilangan ('000) <i>Number ('000)</i>	201,043	192,614	15,569	16,178	13,476	17,896	14,389	12,023
Jubin seramik <i>Ceramic tiles</i>	M. Persegi ('000) <i>Sq. metres ('000)</i>	24,753	33,136	1,601	1,910	2,501	2,808	3,110	3,055

2025													
Jul.	Ogo.	Sept.	Okt.	Nov.	Dis.	Jan.	Feb.	Mac	Apr.	Mei	Jun	Jul.	Ogo.
2,923,077	2,442,018	2,272,124	2,537,713	2,440,526	2,269,400	2,692,771	2,349,178	2,753,178	1,880,880	1,733,984	2,155,680	2,531,385	2,140,026
36,040	29,069	28,573	31,922	35,826	39,191	41,423	41,480	41,572	40,783	39,184	35,419	35,306	31,076
451,584	540,189	548,792	589,565	620,157	659,014	628,734	595,304	568,353	515,101	528,590	486,472	462,641	519,110
474,196	464,437	445,117	428,483	488,800	396,593	377,571	458,537	433,729	385,230	341,849	406,540	439,097	415,135
3,535	3,706	3,570	3,322	3,503	3,950	3,924	4,085	4,070	4,096	3,622	3,391	3,532	3,502
356,507	340,165	318,487	316,504	306,140	300,022	366,435	336,112	306,188	325,335	312,263	316,303	337,486	345,873
4,590	3,963	3,113	3,922	5,288	5,559	7,632	6,998	6,671	7,009	6,846	6,138	5,725	5,105
1,949	1,582	1,431	1,160	2,597	2,963	2,622	2,413	2,359	2,472	1,936	1,730	1,807	1,559
4,033	3,815	3,517	3,110	4,514	4,390	5,424	5,088	4,328	4,154	4,665	4,108	4,220	4,111
816	762	828	890	776	970	940	1,006	821	916	1,247	1,160	862	861
2,320	2,482	2,560	2,295	1,799	2,366	1,671	1,830	1,429	1,303	1,688	1,759	2,186	2,410
2,011	2,145	2,114	2,246	2,166	2,019	2,475	1,730	1,973	1,742	1,911	1,750	1,836	1,742
2,318	2,504	2,209	3,155	3,001	2,902	2,118	2,477	2,502	2,319	2,507	2,757	2,888	2,895
1,378	1,456	1,254	1,020	1,184	1,168	1,082	1,296	1,359	1,305	1,265	1,261	1,394	1,301
8,402	8,738	7,711	9,596	6,586	5,905	5,248	5,896	6,094	6,031	6,402	7,188	7,944	7,639
13,629	13,993	13,643	15,269	15,471	15,353	15,652	14,575	12,589	14,220	14,948	16,534	15,510	16,125
376	363	338	407	282	309	393	441	394	324	306	335	344	326
52	59	58	58	49	48	67	67	51	45	42	48	50	52
52,695	61,609	53,938	63,352	59,370	64,129	62,578	62,811	49,239	48,497	48,868	45,904	49,869	51,700
5,063	5,645	4,735	4,651	3,425	4,000	3,873	3,982	3,827	4,021	4,129	4,575	4,928	4,888
5,791	5,960	5,582	5,594	5,637	5,465	6,855	7,007	8,041	7,806	6,854	5,940	5,951	6,214
2,400	1,943	2,181	2,339	1,664	1,912	1,949	1,842	1,712	1,858	1,714	1,800	1,719	1,389
11,377	9,029	9,072	9,594	10,956	10,855	11,439	11,987	12,055	9,065	8,993	8,929	8,449	7,071
12,377	12,186	12,038	14,259	26,619	25,604	17,519	19,767	15,821	21,600	18,337	15,399	15,030	15,021
3,106	2,923	3,221	3,383	2,073	3,445	1,810	2,301	2,387	2,699	3,046	3,003	2,970	2,871

Jadual 2 : Pengeluaran Produk Utama dalam Industri Pembuatan yang Terpilih
Table 2 : Production of Major Products in Selected Manufacturing Industries

Keterangan Produk Product Description	Unit Kuantiti Quantity Unit	2023	2024	2024					
				Jan.	Feb.	Mac	Apr.	Mei	Jun
Simen (semua jenis) <i>Cement (all types)</i>	Tan ('000) <i>Tonnes ('000)</i>	23,191	27,188	2,461	2,592	2,873	2,044	2,018	1,898
Konkrit campuran siap <i>Ready mixed concrete</i>	Meter padu ('000) <i>Cubic metre ('000)</i>	39,836	40,936	3,826	3,269	3,576	3,007	2,973	3,316
Bumbung genting simen (semua jenis) <i>Cement roofing tiles (all types)</i>	Bilangan ('000) <i>Number ('000)</i>	42,152	40,418	4,870	1,965	2,241	3,017	3,689	3,568
Cerucuk, tiang konkrit <i>Piles, poles, posts of concrete</i>	Tan <i>Tonne</i>	1,247,529	1,257,134	118,429	118,521	99,513	106,085	115,120	96,306
Pasir silika (diproses) <i>Silica sands (processed)</i>	Tan ('000) <i>Tonnes ('000)</i>	167,623	153,669	10,811	16,977	12,523	9,194	15,195	10,038
Selak dan kekeras <i>Bolts and nuts</i>	Tan ('000) <i>Tonnes ('000)</i>	1,090,486	1,064,506	95,113	99,878	88,426	83,536	90,110	93,135
Bar dan batang besi dan keluli <i>Iron and steel bars and rods</i>	Tan <i>Tonne</i>	1,158,514	1,284,905	112,228	117,663	99,267	101,810	98,486	100,017
Kepingan besi yang disadur <i>Galvanized iron sheets</i>	Tan <i>Tonne</i>	202,278	191,851	10,953	11,315	10,570	18,687	19,291	16,433
Tin timah dan semua tin lain <i>Tin cans and all other tins</i>	Bilangan ('000) <i>Number ('000)</i>	2,550,785	2,323,567	231,574	233,684	219,582	224,930	181,767	155,717
Dram besi dan keluli <i>Iron and steel drums</i>	Bilangan ('000) <i>Number ('000)</i>	3,474	4,115	274	278	282	273	381	501
Dawai besi dan keluli <i>Galvanized iron and steel wire</i>	Tan <i>Tonne</i>	165,843	163,085	12,232	16,162	13,915	12,800	12,250	14,340
Dawai mata punai dan jaring <i>Wire mesh and netting</i>	M. Persegi ('000) <i>Sq. metres ('000)</i>	15,079	16,196	1,305	1,444	1,199	1,431	1,515	1,393
Transformer elektrik <i>Electrical transformers</i>	Bilangan ('000) <i>Number ('000)</i>	252,794	275,660	27,216	27,607	27,270	22,197	22,840	19,556
Dawai dan kabel yang terbebat <i>Insulated wires and cables</i>	Tan <i>Tonne</i>	143,781	106,987	9,254	10,778	11,357	13,595	9,969	7,661
Separa konduktor <i>Semi-conductors</i>	Bil. (Juta) <i>Num. (Million)</i>	35,227	35,958	3,050	3,390	3,289	2,496	2,761	3,309
Transistor elektronik <i>Electronic transistors</i>	Bil. (Juta) <i>Num. (Million)</i>	46,515	44,288	3,794	3,950	3,837	3,239	4,307	4,091
Litar bersepadu <i>Integrated circuits</i>	Bil. (Juta) <i>Num. (Million)</i>	51,838	39,361	3,031	3,145	3,272	3,506	4,872	3,133
Televisyen <i>Television</i>	Bilangan <i>Number</i>	13,583,353	13,798,012	1,000,226	901,036	1,005,501	1,013,545	1,519,004	1,271,186
Radio <i>Radios</i>	Bilangan ('000) <i>Number ('000)</i>	8,255	9,325	806	817	699	708	704	677
Penyaman udara <i>Air-conditioners</i>	Bilangan <i>Number</i>	3,342,121	3,578,572	276,871	299,728	321,088	311,847	333,088	248,657
Kereta penumpang <i>Passenger cars</i>	Bilangan <i>Number</i>	724,891	739,477	71,666	61,935	63,778	53,857	70,132	46,811
Kenderaan perdagangan <i>Commercial vehicles</i>	Bilangan <i>Number</i>	134,721	102,027	9,098	8,831	6,239	10,303	11,347	7,918
Wayar abah-abah, kenderaan bermotor <i>Wire harness, motor vehicle</i>	Bilangan ('000) <i>Number ('000)</i>	10,181	9,452	848	847	745	714	794	834
Motosikal dan skuter <i>Motor cycles and scooters</i>	Bilangan <i>Number</i>	355,243	403,622	33,309	30,392	29,122	30,919	42,033	35,122

2025													
Jul.	Ogo.	Sept.	Okt.	Nov.	Dis.	Jan.	Feb.	Mac	Apr.	Mei	Jun	Jul.	Ogo.
1,880	1,903	1,882	2,011	2,794	2,831	2,815	2,741	3,140	2,263	2,178	2,127	2,162	2,202
3,602	3,613	3,584	3,814	2,873	3,486	3,507	3,095	3,362	2,874	2,804	3,137	3,387	3,383
4,617	3,750	3,310	3,651	2,535	3,204	3,953	1,908	2,160	2,875	3,532	3,279	4,490	3,305
90,639	94,735	110,919	105,497	105,959	95,411	91,200	91,346	82,853	88,815	91,929	80,064	82,793	83,145
11,985	11,800	11,582	13,204	17,272	13,090	11,023	19,052	16,725	12,975	18,530	11,586	14,326	13,655
90,110	90,625	90,963	82,272	85,170	75,166	83,469	86,955	11,221	11,358	11,296	13,511	14,980	15,360
101,974	131,627	108,571	95,023	97,171	121,068	110,700	117,650	107,962	111,172	106,113	110,550	112,313	139,749
15,204	20,656	24,909	21,483	11,815	10,534	9,025	9,211	9,661	17,398	17,690	14,132	11,354	16,443
163,170	168,485	172,163	172,737	188,879	210,880	215,213	228,257	206,979	210,077	190,862	162,230	168,346	174,112
458	383	351	378	279	277	270	290	282	271	380	495	446	404
14,950	14,305	13,601	11,660	13,029	13,841	11,471	16,317	15,118	14,164	12,682	13,808	14,327	13,563
1,474	1,414	1,409	1,289	1,262	1,061	1,205	1,341	1,129	1,336	1,313	1,314	1,356	1,332
22,231	19,937	19,495	23,302	22,302	21,706	28,959	30,607	31,017	27,059	27,332	22,664	25,577	22,443
9,100	8,651	9,373	6,502	4,827	5,920	6,024	7,372	6,962	6,363	7,865	6,198	6,680	6,272
3,415	3,312	3,198	2,574	2,567	2,596	2,981	3,290	3,299	2,401	2,688	2,687	2,738	2,644
3,743	3,655	3,542	3,257	3,228	3,644	3,964	4,035	4,057	3,313	4,074	3,934	3,555	3,457
3,281	3,415	3,613	3,292	2,410	2,390	2,178	2,277	2,329	3,105	3,849	2,908	2,880	2,981
1,151,505	1,320,396	1,206,082	953,946	1,251,670	1,203,915	1,180,802	1,004,833	1,123,083	1,152,400	1,602,154	1,309,140	1,288,178	1,334,246
786	923	757	696	829	923	914	881	761	789	780	737	865	908
306,764	276,400	248,276	287,176	328,044	340,633	330,464	362,168	369,805	359,672	349,850	264,197	328,395	288,860
66,010	69,624	51,730	66,906	56,898	60,130	53,794	58,606	55,301	52,925	62,291	49,075	67,075	65,153
8,757	7,918	6,710	7,246	9,551	8,108	6,550	7,088	5,538	11,610	11,800	8,894	10,015	8,729
893	799	686	798	769	724	722	755	732	733	755	838	888	792
37,465	35,439	33,747	33,065	31,025	31,984	30,732	27,704	27,893	27,297	31,169	26,500	28,799	27,718

Muka surat ini sengaja dibiarkan kosong
This page is deliberately left blank

NOTA
TEKNIKAL
Technical Notes

Muka surat ini sengaja dibiarkan kosong
This page is deliberately left blank

NOTA TEKNIKAL

1. OBJEKTIF

Objektif utama penerbitan ini ialah untuk menyediakan statistik aliran terkini bagi indikator utama di sektor Pembuatan, iaitu statistik **nilai jualan, bilangan pekerja bergaji, gaji & upah** serta **pengeluaran produk utama** yang dipungut melalui Survei Pembuatan Bulanan. Statistik ini membantu pengguna dalam merangka dasar serta membuat keputusan.

2. PENANDA ARASAN

Selepas melaksanakan Banci Ekonomi 2016 (tahun rujukan 2015), Jabatan Perangkaan Malaysia (DOSM) telah mengkaji dan melaksanakan proses penanda arasan terhadap statistik pembuatan yang dipungut melalui Survei Pembuatan Bulanan. Proses penanda arasan ini membolehkan siri nilai anggaran tahunan yang dijana menerusi statistik jangka pendek konsisten dengan nilai tahunan daripada banci/survei tahunan sebagai tahun penanda aras. Penanda arasan yang dibuat berpandukan *Quarterly National Accounts Manual 2017 edition, International Monetary Fund* bagi mencapai objektif seperti berikut:

- Menganggarkan data bulanan supaya konsisten dengan data tahunan iaitu, untuk memastikan jumlah data bulanan adalah sama dengan penanda aras tahunan;
- Memelihara sebanyak mungkin pertumbuhan indikator bulanan semasa proses penanda arasan tahunan dibuat; dan
- Memastikan data siri ke hadapan, jumlah data bulanan bagi tahun semasa sedekat mungkin dengan data tahunan yang diperoleh semasa banci atau survei tahunan yang dijalankan.

Statistik penanda arasan disusun bagi nilai jualan, bilangan pekerja bergaji dan gaji & upah sektor Pembuatan dan diterbitkan mulai Januari 2020. Tahun asas (penanda aras) adalah menggunakan Banci Ekonomi 2016 (tahun rujukan 2015) sebagai tahun penanda aras dan kaedah *pro rata* (1) dan *extrapolation* (2) digunakan dalam pemprosesan penanda arasan ini.

Kaedah *pro rata*:

$$M^i V = \frac{M^i I}{\sum_{i=1}^{12} M^i V} \times ADT \quad (1)$$

di mana;

$M^i V$ = pemboleh ubah anggaran bulanan yang dinaik aras

$M^i I$ = siri indikator bulanan

ADT = data tahunan tahun asas (penanda aras)

Kaedah *extrapolation*:

$$V_t = V_{t-1} * G_{t-1,t} \quad (2)$$

di mana;

V_t = nilai pemboleh ubah

$G_{t-1,t}$ = pertumbuhan daripada t-1 kepada t

NOTA TEKNIKAL

3. SKOP DAN LIPUTAN

Data yang dipungut dalam Survei Pembuatan Bulanan meliputi seluruh Malaysia. Mulai Januari 2020, penerbitan ini memaparkan statistik berwajaran yang menggambarkan populasi sampel bagi 251 industri dalam sektor Pembuatan.

Data bagi industri yang mempunyai perwakilan kurang daripada tiga pertubuhan telah digabungkan kepada industri terhampir bagi memelihara kerahsiaan responden seperti mana yang termaktub dalam Akta Perangkaan 1965 (Disemak - 1989).

4. SUMBER RANGKA

Sumber rangka ialah daripada *Malaysia Statistical Business Register (MSBR)* di mana maklumat utama diperoleh daripada banci dan survei yang dilaksanakan oleh Jabatan Perangkaan Malaysia (DOSM) serta data pentadbiran. Sumber utama data pentadbiran tersebut adalah daripada Suruhanjaya Syarikat Malaysia (SSM). Selain itu, DOSM juga turut bekerjasama mendapatkan maklumat daripada lebih 50 agensi lain seperti Kumpulan Wang Simpanan Pekerja (KWSP), Jabatan Kastam Diraja Malaysia (JKDM), Lembaga Hasil Dalam Negeri (LHDN), Pihak Berkuasa Tempatan (PBT) serta Badan-badan Profesional. Rangka dikemaskini secara berterusan dengan mengambil kira pertubuhan baru dan merekod sebarang perubahan dalam status pertubuhan seperti tutup, tidak beroperasi, perubahan jenis aktiviti dan lokasi atau alamat pos untuk memastikan maklumat yang terdapat dalam rangka adalah yang paling terkini.

5. JENIS AKTIVITI PERNIAGAAN

Jenis aktiviti perniagaan merujuk kepada aktiviti utama dan sekunder. Aktiviti utama merujuk kepada aktiviti yang mana pertubuhan menumpukan sebahagian besar sumbernya atau memberi sumbangan besar dari segi pendapatan. Aktiviti sekunder didefinisikan sebagai aktiviti sampingan kepada aktiviti utama. Klasifikasi bagi pertubuhan adalah berasaskan kepada aktiviti utama dan Piawaian Klasifikasi Industri Malaysia (MSIC 2008) Versi 1.0. yang diselaraskan dengan *International Standard Industrial Classification of All Economic Activities (ISIC), Rev. 4, United Nations* dengan pengubahsuaian mengikut keperluan tempatan.

6. KONSEP DAN DEFINISI

Konsep dan definisi yang digunakan selari dengan manual *International Recommendations for Industrial Statistics 2008, United Nations Statistics Division*. Takrif pembuatan yang digunakan dalam survei ini adalah selaras dengan Piawaian Klasifikasi Industri Malaysia (MSIC) 2008 Versi 1.0.

Pembuatan ditakrifkan sebagai perubahan fizikal atau kimia ke atas bahan atau komponen menjadi produk baru sama ada kerja itu dilakukan oleh jentera yang dijalankan oleh kuasa atau yang dijalankan dengan tangan, sama ada dijalankan dalam kilang atau di rumah pekerja, dan sama ada barang keluaran dijual secara borong atau runcit.

NOTA TEKNIKAL

7. REKA BENTUK PENSAMPELAN

Reka bentuk pensampelan bagi survei ini adalah pensampelan rawak strata satu peringkat. Pertubuhan dikelaskan sebagai unit pensampelan manakala beberapa kategori strata telah dikenalpasti.

Setiap strata telah dibentuk kepada tiga substrata untuk memastikan sampel yang diagihkan mengambil kira ciri-ciri ekonomi strata tersebut. Substrata utama bersifat heterogen dan diliputi secara penuh. Manakala, substrata selainnya yang bersifat homogen disampelkan.

Substrata utama meliputi pertubuhan kategori besar dan yang mempunyai jumlah hasil yang signifikan dalam industri berkaitan manakala bagi substrata kedua dan ketiga berdasarkan kategori perusahaan kecil dan sederhana (PKS).

8. SAIZ SAMPEL

Statistik utama yang digunakan untuk penganggaran saiz sampel adalah nilai jualan. Formula yang digunakan dalam penganggaran saiz sampel bagi strata adalah seperti berikut:

$$n = \frac{(\sum N_i S_i)^2}{V + \sum N_i S_i^2} \quad (3)$$

di mana;

- n = Saiz sampel
- N_i = Saiz populasi bagi strata i
- S_i^2 = Varian bagi strata i
- V = Varian sasaran

$$V = RSE^2 \cdot \left(\frac{\hat{Y}_i}{Z} \right)^2 \quad (4)$$

di mana;

- \hat{Y}_i = Jumlah nilai jualan bagi strata
- RSE = Ralat piawai relatif
- Z = Nilai aras keyakinan

Sampel akan diagihkan kepada substrata dalam industri liputan dengan menggunakan kaedah *Neyman Allocation* seperti berikut:

$$n_{hi} = \left(\frac{N_h S_h}{\sum N_h S_h} \right) n_i \quad (5)$$

$$h = 2, 3 \text{ dan } 4$$

$$i = 1, 2, \dots k$$

NOTA TEKNIKAL

di mana;

n_{hi} = Saiz sampel bagi substrata h dalam strata i

N_h = Saiz populasi bagi substrata h

S_h = Sisihan piawai bagi substrata h

n_i = Saiz sampel bagi strata i

h = Substrata

i = Strata

Pertubuhan kategori substrata utama diliputi sepenuhnya, manakala pertubuhan bagi substrata kedua dan ketiga dipilih secara rawak mengikut kaedah pensampelan bersistematik.

9. WAJARAN

Analisis berwajaran disediakan menggunakan wajaran sampel bagi memastikan sampel yang dipilih dapat menggambarkan populasi survei. Wajaran yang diperlukan adalah wajaran di peringkat reka bentuk pensampelan dan tiada respons.

Wajaran reka bentuk pensampelan pada substrata h adalah seperti berikut :

$$W_h = \frac{N_h}{n_h}, \quad h = 1, \dots, 4 \quad (6)$$

di mana;

N_h = Bilangan populasi bagi substrata h ; dan

n_h = Bilangan sampel bagi substrata h

NOTA TEKNIKAL

Wajaran tiada respons pada substrata adalah seperti berikut :

$$NRW_h = \frac{1}{\frac{n'_h}{n_h}}, \quad h = 1, \dots, 4 \quad (7)$$

di mana;

$$n'_h = \text{Bilangan sampel respons bagi substrata } h$$

$$n_h = \text{Bilangan sampel bagi substrata } h$$

Kaedah pengiraan wajaran reka bentuk pensampelan selepas survei (*adjusted weight*) pada substrata h seperti berikut:

$$W'_h = W_h \times NRW_h, \quad h = 1, \dots, 4 \quad (8)$$

di mana;

$$W_h = \text{Wajaran reka bentuk pensampelan pada substrata } h$$

$$NRW_h = \text{Wajaran tiada respons pada substrata } h$$

10. UNIT MELAPOR

Unit melapor bagi survei ini ialah **pertubuhan**. Sesebuah pertubuhan ditakrifkan sebagai "satu unit ekonomi yang bergiat di bawah satu hak milik atau penguasaan tunggal, iaitu di bawah satu entiti yang sah. Ia menjalankan satu jenis aktiviti ekonomi utama di satu tempat / lokasi fizikal". Setiap pertubuhan diberikan klasifikasi industri berdasarkan aktiviti utamanya. Bagi pertubuhan yang menjalankan pelbagai aktiviti, unit yang bergiat dalam aktiviti yang berasingan dalam satu lokasi yang sama adalah terdiri daripada entiti pertubuhan yang berbeza. Oleh itu, setiap cawangan daripada organisasi yang mempunyai pelbagai cawangan di lokasi yang berbeza dari segi konsep dianggap sebagai pertubuhan yang berlainan. Pertubuhan berkenaan diminta memberikan penyata yang berasingan bagi setiap kegiatannya dari segi nilai. Walau bagaimanapun, dari segi praktiknya akaun biasanya disediakan secara berpusat kerana kesukaran untuk memperoleh data yang berasingan bagi setiap unit atau cawangan. Entiti atau enterpris ini akan dianggap sebagai satu unit pelapor dan dibenarkan mengemukakan soal selidik yang menggabungkan semua unit atau cawangannya.

NOTA TEKNIKAL

11. NILAI JUALAN

Nilai jualan yang dilaporkan merujuk kepada nilai jualan produk sendiri sahaja. Ini bermaksud jualan produk yang berlaku dalam bulan laporan, sama ada produk tersebut telah dibuat/dihasilkan oleh pertubuhan pada bulan tersebut atau bulan-bulan sebelumnya. Nilai jualan adalah berdasarkan kepada nilai bersih di kilang dan berkaitan dengan kuantiti yang dijual. Penilaian harga yang dikenakan kepada pelanggan adalah tidak termasuk:

- a. diskaun atau rebat;
- b. bayaran untuk pengangkutan keluar;
- c. komisen kepada wakil-wakil penjual;
- d. bayaran lain seperti cukai eksais yang dibayar atau cukai jualan yang dipungut oleh kilang bagi pihak kerajaan; dan
- e. bayaran pemasangan, pembaikan dan pembinaan

12. BILANGAN PEKERJA BERGAJI

Bilangan pekerja bergaji meliputi seperti berikut:

- a. Pekerja bergaji (sepenuh masa) - Merujuk kepada semua pekerja bergaji yang bekerja sekurang-kurangnya 6 jam sehari dan sekurang-kurangnya 20 hari sebulan; dan
- b. Pekerja bergaji (sambilan) - Merujuk kepada semua pekerja bergaji yang bekerja kurang daripada 6 jam sehari dan/atau kurang daripada 20 hari sebulan.

13. GAJI & UPAH DIBAYAR

Gaji & upah yang dibayar merujuk kepada semua bayaran tunai, termasuk bonus, komisen, bayaran lebih masa, elaun kos sara hidup dan elaun lain yang dibayar kepada semua pekerja bergaji dalam bulan rujukan. Caruman Kumpulan Wang Simpanan Pekerja (KWSP) serta Pertubuhan Keselamatan Sosial (PERKESO) turut dimasukkan tetapi caruman oleh majikan dikecualikan. Elaun kepada pemilik yang bekerja, rakan niaga yang bekerja dan pekerja keluarga tidak bergaji, bayaran pampasan dan saguhati kerana pemberhentian adalah juga dikecualikan.

14. KEPERLUAN KERAHSIAAN

Survei ini dijalankan di bawah peruntukan Akta Perangkaan 1965 (Disemak 1989). Akta ini mensyaratkan bahawa kandungan penyata individu adalah SULIT. Selaras dengan peruntukan dalam Akta tersebut, hanya angka agregat akan diterbitkan.

NOTA TEKNIKAL

- 15. PINDAAN** Pindaan akan dibuat ke atas statistik yang telah diterbitkan berdasarkan data terkini yang diperoleh.
- 16. PEMBUNDARAN** Perjumlahan komponen mungkin berbeza dengan angka jumlah besar disebabkan pembundaran.
- 17. SIMBOL DAN SINGKATAN** Simbol-simbol berikut telah digunakan dalam keseluruhan penerbitan:-
t.t.t.l. : tidak terkelas di tempat lain
RM : Ringgit Malaysia
- 18. PELARASAN MUSIM** Data siri masa adalah amat berguna untuk ahli ekonomi, pembuat dasar & keputusan serta penganalisis siri masa untuk mengenal pasti ciri-ciri penting siri ekonomi seperti arah aliran, *turning point* dan konsistensi antara penunjuk ekonomi yang lain. Kadangkala ciri ini sukar untuk diperhatikan kerana pergerakan bermusim. Oleh itu, sekiranya kesan bermusim boleh disingkirkan, arah aliran data siri ini dapat dilihat dengan lebih baik. Anggaran dan penyingkiran kesan bermusim dipanggil pelarasan bermusim.
- Pelarasan bermusim adalah satu proses untuk mengenal pasti dan menyingkirkan bentuk pola bermusim yang biasa berlaku dalam tempoh satu tahun, yang mungkin juga merangkumi pengaruh dari kesan cuti yang bergerak dan hari bekerja/berdagang bagi suatu tempoh. Objektif utama proses ini adalah untuk menyerlahkan arah aliran dan pergerakan-pergerakan jangka pendek dalam siri ini.
- Di Malaysia, kebanyakan data siri masa dipengaruhi oleh kesan bermusim. Oleh itu, untuk menghapus dan melaras kesan bermusim data siri masa ekonomi Malaysia, pakej standard pelarasan bermusim, X-12 ARIMA telah digunakan oleh Jabatan Perangkaan, Malaysia. Data siri masa ekonomi Malaysia juga kerap dipengaruhi oleh perayaan agama utama seperti Aidil Fitri bagi umat Islam, Tahun Baru Cina untuk kaum Cina dan Deepavali untuk kaum India. Tarikh perayaan-perayaan ini tetap mengikut tahun lunar tetapi berbeza-beza mengikut kalendar Gregorian. Oleh itu, untuk menganggar dan menyingkirkan kesan cuti yang bergerak dari data siri masa, satu prosedur telah dibangunkan iaitu *Seasonal Adjustment For Malaysia (SEAM)*.

TECHNICAL NOTES

1. OBJECTIVE

The main objective of this publication is to provide statistics on the latest trend of main indicators in the Manufacturing sector, ie. **sales value, number of employees, salaries & wages and the production of main products manufactured** which is collected through Monthly Manufacturing Survey. This statistics assists users in policy formulation and decision making.

2. BENCHMARKING

After conducting the Economic Census 2016 (reference year 2015), Department of Statistics Malaysia (DOSM) has reviewed and carried out the benchmarking process towards the manufacturing statistics collected from the Monthly Manufacturing Survey. The benchmarking process is done to enable the series of values of annual estimates derived from short term survey consistent and match with the annual value from census/annual survey of the benchmark year. The benchmark process adapted the guideline of the Quarterly National Accounts Manual 2017 edition, International Monetary Fund to meet the objectives as follows:

- a. to estimate monthly data that are temporally consistent with the annual data: that is, to ensure that the sum of the monthly data is equal to the annual benchmark;
- b. to preserve as much as possible the monthly movements in the indicator under the restrictions provided by the annual data; and
- c. to ensure, for forward series, that the sum of the monthly of the current year is as close as possible to the unknown future annual data.

The benchmarking statistics is compiled on sales value, number of employees and salaries & wages and being published starting from January 2020. The base (benchmark) year using the Economic Census 2016 (reference year 2015) and pro rata (1) and extrapolation method (2) is used in the benchmarking process.

Pro rata Method:

$$M^i V = \frac{M^i I}{\sum_{i=1}^{12} M^i V} \times ADT \quad (1)$$

where;

$M^i V$ = new derived monthly variables estimates

$M^i I$ = monthly indicator series

ADT = annual benchmark data

Extrapolation Method:

$$V_t = V_{t-1} * G_{t-1,t} \quad (2)$$

Where;

V_t = value of variable

$G_{t-1,t}$ = growth from t-1 to t

TECHNICAL NOTES

3. SCOPE AND COVERAGE

Data collected in the Monthly Manufacturing Survey covered the whole of Malaysia. Since January 2020, this publication presents weighted statistics which represent the population sample of 251 industries in Manufacturing sector. Data for industries with less than three establishments was combined to the closest industry to ensure the confidentiality of the respondents as stipulated under the Statistics Act 1965 (Revised-1989).

4. SOURCE OF FRAME

The source of frame is from Malaysia Statistical Business Register (MSBR) where the main information is from census and survey conducted by the Department of Statistics Malaysia (DOSM) and administrative data. The main source of the administrative data is from the Companies Commission of Malaysia (CCM). In addition, DOSM also collaborates and yield information from over 50 other agencies such as the Employees Provident Fund (EPF), Royal Malaysian Customs Department (RMCD), Inland Revenue Board (IRB), Local Authorities and other Professional Bodies. The frame is updated continuously by taking into account of new establishments and to record any changes in the establishment status such as closed down, not in operation, change in types of activity and location or postal addresses to ensure that the information in the frame is at the most current status.

5. TYPE OF BUSINESS ACTIVITY

Type of business activity is divided into primary and secondary. The primary activity refers to the activities which focus on its main resources and income. Secondary activities are defined as those incidental or ancillary to the primary activity. The classification of the establishment's industry is based on the primary activity and the Malaysia Standard Industrial Classification (MSIC 2008) Version 1.0 according to the International Standard Industrial Classification of All Economic Activities (ISIC), Rev. 4, United Nations, with modifications to suit local conditions.

6. CONCEPT AND DEFINITION

Concepts and definitions used are in line with the manual of Recommendations for Industrial Statistics 2008, United Nations Statistics Division. The definition of manufacturing used in this survey is consistent with Malaysia Standard Industrial Classification (MSIC) 2008 Ver. 1.0.

Manufacturing is defined as the physical or chemical transformation of materials or components into new products, whether the work is performed by power-driven machines or by hand, whether it is done in a factory or in the worker's home, and whether the products are sold at wholesale or retail.

TECHNICAL NOTES

7. SAMPLING DESIGN

Sampling design of the survey is a one-stage stratified random sampling. The establishment is classified as sampling unit while a few categories of stratum was identified.

Each stratum has been set up to three substrata to ensure the distributed sample takes into account the economic characteristics of the stratum. The main substratum is heterogeneous and was fully covered. Whereas, other substratum that are homogeneous were sampled.

Main substratum include large establishments which have a significant total revenue in the respective industry while for the second and third substratum are based on small and medium enterprise (SME) categories.

8. SAMPLE SIZE

The main statistics used to estimate the sample size is the sales value. The formula used in the estimation of the sample size for a stratum is as follows:

$$n = \frac{(\sum N_i S_i)^2}{V + \sum N_i S_i^2} \quad (3)$$

where;

- n = Sample size
- N_i = Population size for stratum i
- S_i^2 = Variance for stratum i
- V = Desired variance

$$V = RSE^2 \cdot \left(\frac{\hat{Y}_i}{Z} \right)^2 \quad (4)$$

where;

- \hat{Y}_i = Estimated sales value for stratum
- RSE = Relative standard error
- Z = Value of confidence level

Sample is distributed to substratum of the industry using Neyman Allocation method as follows:

$$n_{hi} = \left(\frac{N_h S_h}{\sum N_h S_h} \right) n_i \quad (5)$$

$$h = 2, 3 \text{ and } 4$$

$$i = 1, 2, \dots k$$

TECHNICAL NOTES

where;

n_{hi} = Sample size for substratum h of stratum i

N_h = Population size for substratum h

S_h = Standard deviation for substratum h

n_i = Sample size for stratum i

h = Substratum

i = Stratum

Establishments of the main substratum were fully covered while establishments of the second and third substratum were randomly selected using systematic random sampling.

9. WEIGHTED

Weighted analysis is done using sampling weight to ensure that the selected sample can reflect population survey. The weights required are the sampling design and non response weights.

The sampling design weight for the establishment at substratum h is as follows:

$$W_h = \frac{N_h}{n_h}, \quad h = 1, \dots, 4 \quad (6)$$

where,

N_h = Total population of substratum h ; and

n_h = Total sample of substratum h

Non response weight at substratum h as below:

$$NRW_h = \frac{1}{\frac{n_h}{n_h}}, \quad h = 1, \dots, 4$$

where,

$$n_h = \text{Number of response in sample size for substratum } h$$

$$n_h = \text{Number of sample size for substratum } h$$

The method of calculating the sampling design weight after the survey (adjusted weight) on substratum h as below:

$$W'_h = W_h \times NRW_h, \quad h = 1, \dots, 4 \quad (8)$$

where,

$$W_h = \text{Sampling design weight at substratum } h$$

$$NRW_h = \text{Non response weight at substratum } h$$

10. REPORTING UNIT

The reporting unit used in the survey was the **establishment**. An establishment is defined as “an economic unit engaged in one activity, under a single legal entity and operating in a single physical location”. Each establishment was assigned an industry classification based on its principal activity. In the case of a multi-activity entity, units engaged in separate activities in the same location constituted distinct establishments. Thus, each branch of a multi-branch organisation at a different location was conceptually treated as a different establishment. The establishment was requested to give separate returns for each activity in terms of value. However, in practice, the accounts were centrally kept such that it was not possible to obtain separate data for each individual unit or branch. The entity or enterprise was treated as a single reporting unit and allowed to submit a consolidated questionnaire covering all the units or branches.

TECHNICAL NOTES

11. VALUE OF SALES

The reported sales value refers to the sales value of their own products. This relates to sales of goods made on the reporting month, whether the products were produced/ manufactured by the establishment during the month or in the other months previously. The sales value was net selling price (ex-factory) value relating to the quantity sold. The valuation price charged to customers were excluding:

- a. discounts or rebates;
- b. Charges for carriage outwards;
- c. commissions to selling agents;
- d. all other charges such as excise duties paid, sales tax collected by the factory on behalf of the government; and
- e. Installation, repairs and construction charges.

12. NUMBER OF PAID EMPLOYEES

Number of paid employees cover as follows:

- a. Paid employees (full-time) - Refers to those who work for at least 6 hours a day and 20 days a month; and
- b. Paid employees (part-time) - Refers to all paid workers who work for less than 6 hours a day and/or less than 20 days a month.

13. SALARIES & WAGES PAID

Salaries & wages paid refers to all cash payments, including bonuses, commissions, overtime wages, cost of living allowances and other allowances made to all employees during the reference month. The employees' contribution to Employees' Provident Fund (EPF) and Social Security Organisation (SOCSO) is included but the employer's contribution is excluded. Allowances to working proprietors, working partners and unpaid family workers and severance and termination pay are not included.

14. CONFIDENTIALITY REQUIRED

The survey is conducted under the provisions of the Statistics Act 1965 (Revised-1989). The Act stipulates that the contents of individual returns are CONFIDENTIAL. In conformity with the stipulations of this Act, only aggregated figures are published.

TECHNICAL NOTES

15. REVISIONS

Revisions will be made to the published figures based on the latest data available.

16. ROUNDING

The sum of the component figures may not tally with the sub-total or total figures due to rounding.

17. SYMBOLS AND ABBREVIATIONS

The following symbols have been used throughout the publication:-

n.e.c. : not elsewhere classified

RM : Malaysian Ringgit

18. SEASONAL ADJUSTMENT

Time-series data are very useful for economists, policy & decision makers and time-series analysts to identify the important features of economic series such as direction, turning point and consistency between other economic indicators. Sometimes this feature is difficult to observe because of seasonal movements. Thus, if the seasonal effect can be removed, the behaviour of the series would be better viewed. The estimation and removal of the seasonal effects is called seasonal adjustment.

Seasonal adjustment is a process to identify and to remove the regular within-a-year seasonal pattern, which may also include the influences of moving holidays and working/trading days effect in each period. The ultimate objective of the process is to highlight the underlying trends and short-term movements in the series.

In Malaysia, most of the time series data are affected by seasonal effects. Hence, to eliminate the seasonal effect as well as to seasonally adjust the Malaysian economic time series data, a standard seasonal adjustment package, X-12 ARIMA was used by Department of Statistics, Malaysia. Malaysian economic time series data also often affected by major religious festivals such as Eid-ul Fitr for Muslims, Chinese New Year to the Chinese and the Indian Deepavali. These festivals' dates are fixed according to the lunar year but vary according to the Gregorian calendar. Therefore, to estimate and remove moving holiday effect from time-series data, a procedure was developed, namely Seasonal Adjustment for Malaysia (SEAM).