



MEDIA STATEMENT

MINISTRY OF ECONOMY
DEPARTMENT OF STATISTICS MALAYSIA

Block C6 & C7, Complex C,
Federal Government Administrative Centre, Precinct 1,
62514 Federal Territory of Putrajaya
Telephone : 03 - 8090 4681

MANUFACTURING INDUSTRY CAPACITY UTILISATION STATISTICS FOURTH QUARTER 2024

The Manufacturing industry capacity utilisation operated at 81.8 per cent rate in the year of 2024

PUTRAJAYA, FEBRUARY 25, 2025 – The Manufacturing industry capacity utilisation operated at 81.8 per cent rate in the year of 2024, increased by 2.4 percentage points as against negative 1.0 percentage points in the last year. The Department of Statistics, Malaysia (DOSM) reported today in the release of **Manufacturing Industry Capacity Utilisation Statistics, Malaysia, Fourth Quarter 2024**.

Commenting on the report, Dato' Sri Dr. Mohd Uzir Mahidin, the Chief Statistician said, "The capacity utilisation of the Manufacturing industry was 81.9 per cent in the fourth quarter of 2024, increased by 2.0 percentage points compared to the same quarter of the preceding year (Q4 2023: 79.9%). In this quarter, all sub-sectors posted capacity utilisation above 80 per cent, with the highest rate recorded by the Non-metallic mineral products, basic metal & fabricated metal products sub-sector at 84.7 per cent; followed by Textiles, wearing apparel, leather & footwear (83.4%); and Transport equipment & other manufactures (82.0%). Nevertheless, in comparison with the previous quarter, the capacity utilisation of the Manufacturing industry registering a mild declined of 0.5 percentage points (Q3 2024: 82.4%)."

The year-on-year increase in monthly capacity utilisation performance was recorded throughout the fourth quarter of 2024, which was October 2024 (81.9%; +1.5 percentage points); November 2024 (82.2%; +2.1 percentage points); and December 2024 (81.4%; +2.2 percentage points). Furthermore, factors such as low demand; insufficient supply of materials; and the repair & maintenance of machinery &

equipment remained as the main cause of the under-utilisation of capacity in the Manufacturing industry.

The Chief Statistician added, “The capacity utilisation in the export-oriented industries increased by 2.4 percentage points to 80.9 per cent (Q4 2023: 78.5%). The Manufacture of furniture registered the highest rate at 87.8 per cent, followed by the Manufacture of machinery & equipment n.e.c. (86.9%). Nonetheless, two industries recorded the capacity utilisation below 80 per cent namely Manufacture of vegetable & animal oils & fats (77.6%); and Manufacture of wood & products of wood & cork, except furniture, manufacture of articles of straw & plaiting materials (76.9%). As compared to the third quarter of 2024, the capacity utilisation rate of the export-oriented industries declined marginally by 0.9 percentage points from 81.8 per cent in the preceding quarter.

In the meantime, the capacity utilisation in the domestic-oriented industries remained positive albeit at a slower rate of 1.0 percentage points to 83.9 per cent in fourth quarter of 2024. Two industries in this segment posted the highest capacity utilisation rate namely the Manufacture of tobacco products (92.0%); and the Manufacture of other non-metallic mineral products (86.6%). Meanwhile, the lowest capacity utilisation rate was posted by the Manufacture of motor vehicles, trailers & semi-trailers at 79.9 per cent; and followed by the Manufacture of paper and paper products industry with 79.0 per cent. In comparison with the previous quarter, the capacity utilisation in the domestic-oriented industries grew by 0.1 percentage points from 83.8 per cent in the third quarter of 2024.”

The Manufacturing industry capacity utilisation for seven states surpassed the national rate in the fourth quarter of 2024, namely WP Labuan (97.9%); Johor (84.8%); Pahang (84.6%); Selangor (84.1%); Melaka (84.0%); Negeri Sembilan (83.2%); and Terengganu (82.8%). Whereas, the lowest capacity utilisation rate posted by Perlis with 67.4 per cent decreased by 5.3 percentage points as compared to the same quarter last year.

The Department of Statistics Malaysia (DOSM) has launched OpenDOSM NextGen as a medium that provides data catalogue and visualisations to facilitate users' analysis and can be accessed through <https://open.dosm.gov.my>.

The Government of Malaysia has declared National Statistics Day (MyStats Day) on October 20th. MyStats Day theme is “Statistics is the Essence of Life”.

Chart 1: Manufacturing Industry Capacity Utilisation – Yearly, Quarterly and Monthly

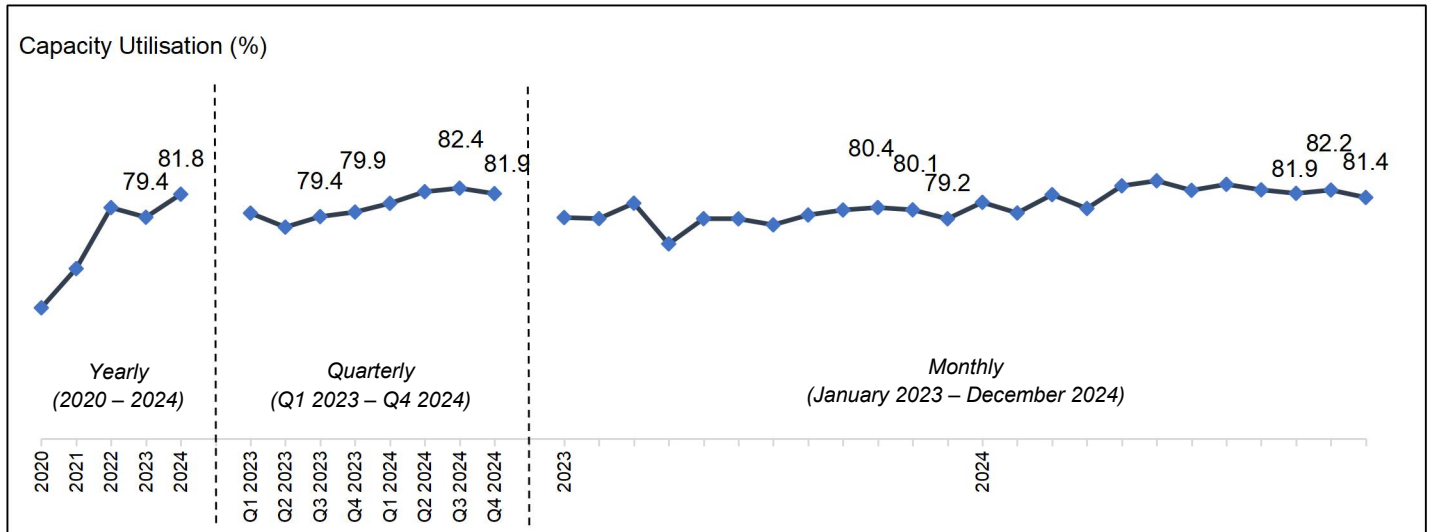


Chart 2: Manufacturing Industry Capacity Utilisation by Sub-sector, Q4 2024 as against Q4 2023 and Q3 2024

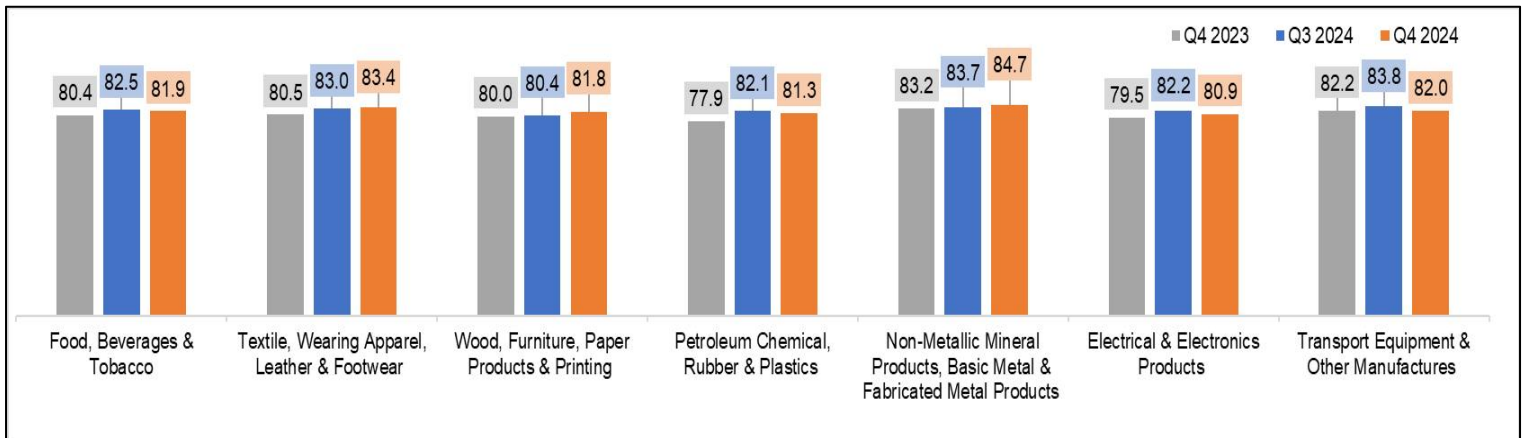
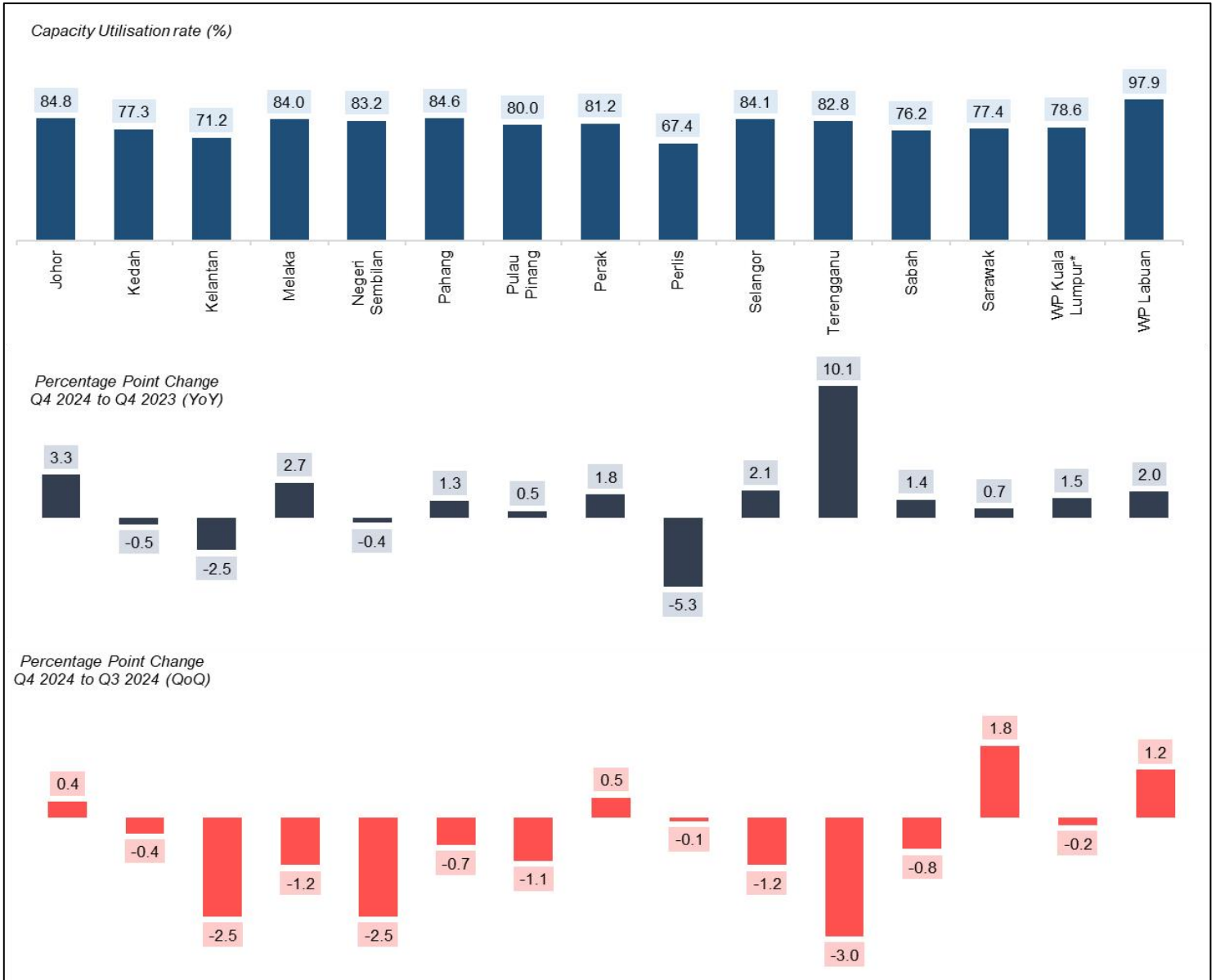
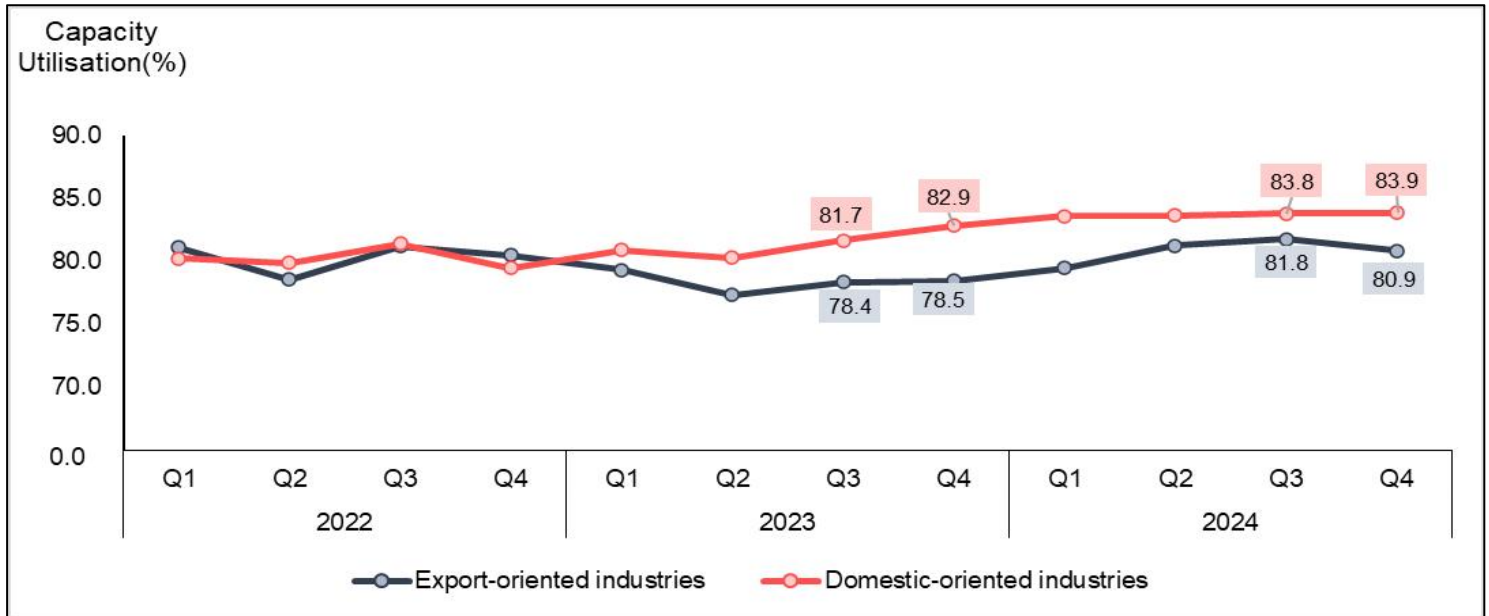


Chart 3: Manufacturing Industry Capacity Utilisation by State, Q4 2024



Note: * includes WP Putrajaya

**Chart 4: Manufacturing Industry Capacity Utilisation of the
Export-oriented and Domestic-oriented Industries, Q1 2022 – Q4 2024**



Released by:

**THE OFFICE OF CHIEF STATISTICIAN MALAYSIA
DEPARTMENT OF STATISTICS MALAYSIA
25 FEBRUARY 2025**