



KEMENTERIAN EKONOMI
JABATAN PERANGKAAAN MALAYSIA

PERANGKAAAN GETAH BULANAN MONTHLY RUBBER STATISTICS

SEPTEMBER / *SEPTEMBER* **2024**



JABATAN PERANGKAAAN MALAYSIA
DEPARTMENT OF STATISTICS MALAYSIA



KEMENTERIAN EKONOMI
JABATAN PERANGKAAN MALAYSIA

SEPTEMBER 2024

SEPTEMBER 2024

PERANGKAAN GETAH BULANAN

MONTHLY RUBBER STATISTICS

Pemakluman

Jabatan Perangkaan Malaysia (DOSM) telah melancarkan OpenDOSM NextGen sebagai medium yang menyediakan katalog data dan visualisasi bagi memudahkan pengguna menganalisis pelbagai data dan boleh diakses melalui portal <https://open.dosm.gov.my>.

DOSM sedang menjalankan Banci Pertanian 2024. Sila layari <https://www.myagricencus.gov.my/> untuk maklumat lanjut. Tema adalah "Banci Pertanian, Kunci Kemajuan Pertanian."

Kerajaan Malaysia telah mengisytiharkan Hari Statistik Negara (MyStats Day) pada 20 Oktober setiap tahun. Tema sambutan MyStats Day adalah "Statistik Nadi Kehidupan". DOSM menyambut ulang tahun ke 75 Jubli Intan pada tahun 2024.

Announcement

Department of Statistics Malaysia (DOSM) has launched OpenDOSM NextGen as a medium that provides a catalog of data and visualisations to facilitate users' analysis various data and can be accessed through <https://open.dosm.gov.my>.

(DOSM) is conducting the Agriculture Census 2024. Please visit <https://www.myagricencus.gov.my/> for more information. The theme is "Agriculture Census, Key to Agriculture Development."

The Government of Malaysia has declared National Statistics Day (MyStats Day) on October 20th each year. MyStats Day theme is "Statistics is the Essence of Life". DOSM commemorates its 75th Diamond Jubilee in 2024.

JABATAN PERANGKAAN MALAYSIA
DEPARTMENT OF STATISTICS MALAYSIA

Diterbitkan dan dicetak oleh / *Published and printed by:*

Jabatan Perangkaan Malaysia
Department of Statistics Malaysia

Blok C6 & C7, Kompleks C,
Pusat Pentadbiran Kerajaan Persekutuan,
62514 Putrajaya,
MALAYSIA

Tel. : 03-8885 7000
Faks : 03-8888 9248
Portal : <https://www.dosm.gov.my>
Facebook / X / Instagram/ Youtube : StatsMalaysia
E-mel / *E-mail* : info@dosm.gov.my (pertanyaan umum / *general enquiries*)
data@dosm.gov.my (pertanyaan & permintaan data / *data request & enquiries*)
Harga / *Price* : RM5.00

Diterbitkan pada November 2024/ *Published on November 2024*

Hakcipta terpelihara / All rights reserved.

Tiada bahagian daripada terbitan ini boleh diterbitkan semula, disimpan untuk pengeluaran atau ditukar dalam apa-apa bentuk atau alat apa jua pun kecuali setelah mendapat kebenaran daripada Jabatan Perangkaan Malaysia.

Pengguna yang mengeluarkan sebarang maklumat dari terbitan ini sama ada yang asal atau diolah semula hendaklah meletakkan kenyataan berikut:

“Sumber : Jabatan Perangkaan Malaysia”.

No part of this publication may be reproduced or distributed in any form or by any means or stored in data base without the prior written permission from Department of Statistics, Malaysia. Users reproducing content of this publication with or without adaptation should quote the following:

“Source : Department of Statistics, Malaysia.”

ISSN 0127 - 6778

KATA PENGANTAR

Perangkaan Getah Bulanan, Malaysia, September 2024 merupakan penerbitan bulanan yang memaparkan statistik pengeluaran, import, eksport, penggunaan domestik, stok, harga, bilangan pekerja, gaji & upah dan produktiviti bagi estet getah berdasarkan Banci Getah Bulanan yang dilaksanakan oleh Jabatan Perangkaan Malaysia. Statistik ini merupakan petunjuk penting untuk dijadikan sebagai input yang bermanfaat kepada penyelidik, agensi kerajaan dan pembuat dasar bagi merancang, memantau serta menilai prestasi industri getah di Malaysia.

Ringkasan penemuan serta jadual statistik yang terperinci turut dimuatkan dalam penerbitan ini manakala aspek teknikal seperti skop & liputan, konsep dan definisi dinyatakan dalam nota teknikal bagi membantu pengguna memahami statistik yang diterbitkan.

Jabatan merakamkan setinggi-tinggi penghargaan atas kerjasama yang diberikan oleh responden dan juga semua pihak yang telah terlibat dalam penyediaan penerbitan ini. Setiap maklum balas dan cadangan penambahbaikan penerbitan pada masa akan datang amat dihargai.

DATO' SRI DR. MOHD UZIR MAHIDIN

Ketua Perangkawan Malaysia

November 2024

PREFACE

Monthly Rubber Statistics, Malaysia, September 2024 is a monthly publication that shows statistics on production, imports, exports, domestic consumption, stocks, prices, number of employees, salaries & wages and productivity of rubber estates based on Monthly Rubber Census conducted by the Department of Statistics Malaysia. These statistics are important indicators as invaluable inputs to researches, government agencies and policy makers in planning, monitoring and evaluating the performance of rubber industry in Malaysia.

Summary of findings and detailed statistical tables are also included in this publication while the technical aspects on scope & coverage, concepts and definitions are stated in the technical notes to assist users to understand the published statistics.

The Department gratefully acknowledges the cooperation rendered by the respondents as well as all parties involved in the preparation of this publication. Every feedback and suggestion towards improving future publication is highly appreciated.

DATO' SRI DR. MOHD UZIR MAHIDIN

Chief Statistician Malaysia

November 2024

KANDUNGAN

CONTENTS

	Muka surat <i>Page</i>
Kata pengantar <i>Preface</i>	i
Senarai jadual statistik <i>List of statistical tables</i>	iv
Kalendar awalan keluaran 2023/2024 <i>Advance release calendar 2023/2024</i>	v
Infografik <i>Infographics</i>	viii
Pengeluaran getah asli mengikut negara pengeluar, 2020-2024 <i>Production of natural rubber by producing countries, 2020-2024</i>	xii
Perangkaan getah mengikut negara pengeluar, Ogos 2024 <i>Rubber statistics by producing countries, August 2024</i>	xii
Perangkaan utama getah, Malaysia, Ogos 2024 <i>Principal statistics of rubber, Malaysia, August 2024</i>	xvi
Pengeluaran, eksport, import, penggunaan domestik dan stok bulanan bagi getah asli 2022-2024 <i>Monthly production, exports, imports, domestic consumption and stocks of natural rubber 2022-2024</i>	xvi
Ringkasan penemuan <i>Summary of findings</i>	1
Jadual statistik suku tahun <i>Statistical tables</i>	15
Jadual statistik <i>Quarterly Statistical tables</i>	31
Nota teknikal <i>Technical notes</i>	37

SENARAI JADUAL STATISTIK

LIST OF STATISTICAL TABLES

Jadual <i>Tables</i>	Muka surat <i>Page</i>
1 Penawaran dan permintaan getah asli <i>Supply and demand of natural rubber</i>	15
2 Pengeluaran getah asli mengikut hak milik <i>Production of natural rubber by ownership</i>	16
3 Eksport getah asli mengikut jenis terpilih <i>Exports of natural rubber by selected type</i>	17
4 Eksport getah asli mengikut negara yang dituju <i>Exports of natural rubber by country of destination</i>	18
5 Eksport Getah Mutu Malaysia (G.M.M.) mengikut gred <i>Exports of Standard Malaysian Rubber (S.M.R.) by grade</i>	20
6 Import getah asli mengikut jenis terpilih <i>Imports of natural rubber by selected type</i>	21
7 Import getah asli mengikut negara asal <i>Imports of natural rubber by country of origin</i>	22
8 Stok getah asli pada akhir bulan mengikut banci <i>Stocks of natural rubber held at the end of the month by census</i>	23
9 Pengeluaran dan stok lateks pekat <i>Production and stocks of Concentrated Latex</i>	
10 Penggunaan domestik getah asli mengikut industri <i>Domestic consumption of natural rubber by industry</i>	24
11 Harga purata bulanan bagi getah asli <i>Average monthly price of natural rubber</i>	25
12 Guna tenaga dan gaji & upah dibayar mengikut kategori pekerja di estet getah <i>Employment and salaries & wages paid in rubber estates by category of workers</i>	26
13 Produktiviti pengeluaran dan penoreh bagi estet getah <i>Productivity of production and tappers in rubber estates</i>	27
14 Pengeluaran, keluasan ditoreh dan purata bilangan hari menoreh bagi estet getah mengikut negeri <i>Production, tapped area and average number of tapping days in rubber estates by states</i>	28
15 Penawaran dan permintaan getah asli, mengikut suku tahun <i>Supply and demand of natural rubber by quarter</i>	30
16 Eksport getah asli mengikut negara yang dituju, mengikut suku tahun <i>Exports of natural rubber by country of destination by quarter</i>	31
17 Import getah asli mengikut negara asal, mengikut suku tahun <i>Imports of natural rubber by country of origin by quarter</i>	32
18 Penggunaan domestik getah asli mengikut industri, mengikut suku tahun <i>Domestic consumption of natural rubber by industry by quarter</i>	33

KALENDAR AWALAN KELUARAN 2023/2024
ADVANCE RELEASE CALENDAR 2023/2024

<p>Tarikh Keluaran Release Date</p> <p>• 12.01.2024</p> <p>November <i>November</i> 2023</p>	<p>Tarikh Keluaran Release Date</p> <p>• 9.02.2024</p> <p>Disember <i>December</i> 2023</p>	<p>Tarikh Keluaran Release Date</p> <p>• 12.03.2024</p> <p>Januari <i>January</i> 2024</p>
<p>Tarikh Keluaran Release Date</p> <p>• 5.04.2024</p> <p>Februari <i>February</i> 2024</p>	<p>Tarikh Keluaran Release Date</p> <p>• 13.05.2024</p> <p>Mac <i>March</i> 2024</p>	<p>Tarikh Keluaran Release Date</p> <p>• 11.06.2024</p> <p>April <i>April</i> 2024</p>
<p>Tarikh Keluaran Release Date</p> <p>• 12.07.2024</p> <p>Mei <i>May</i> 2024</p>	<p>Tarikh Keluaran Release Date</p> <p>• 12.08.2024</p> <p>Jun <i>June</i> 2024</p>	<p>Tarikh Keluaran Release Date</p> <p>• 11.09.2023</p> <p>Julai <i>July</i> 2024</p>
<p>Tarikh Keluaran Release Date</p> <p>• 10.10.2024</p> <p>Ogos <i>August</i> 2024</p>	<p>Tarikh Keluaran Release Date</p> <p>• 12.11.2024</p> <p>September <i>September</i> 2024</p>	<p>Tarikh Keluaran Release Date</p> <p>• 12.12.2024</p> <p>Oktober <i>October</i> 2024</p>

Muka surat ini sengaja dibiarkan kosong
This page is deliberately left blank



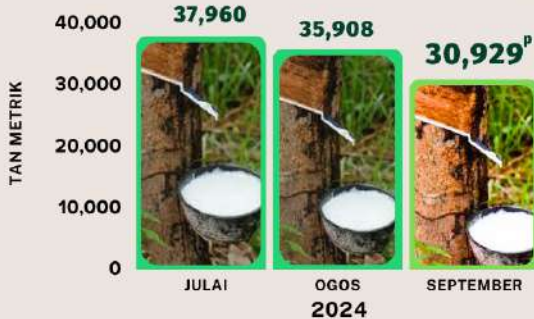
INFOGRAFIK

INFOGRAPHICS



PERANGKAAAN GETAH BULANAN, SEPTEMBER 2024

PENGELUARAN GETAH ASLI ▼ 13.9%



HARGA PURATA (sen/kg)



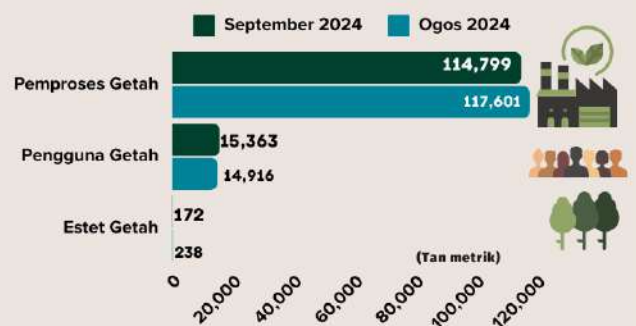
PENGGUNAAN DOMESTIK

SEPTEMBER 2024: 23,169^P tan metrik ▲ 6.0%
OGOS 2024: 21,681 tan metrik



STOK

SEPTEMBER 2024: 130,608^P tan metrik ▼ 1.6%
OGOS 2024: 132,755 tan metrik



IMPORT

SEPTEMBER 2024: 67,829^P tan metrik ▼ 12.8%
OGOS 2024: 76,535 tan metrik

EKSPORT

SEPTEMBER 2024: 39,915^P tan metrik ▼ 30.6%
OGOS 2024: 57,482 tan metrik

1

Thailand
36.9%

2

Ghana
14.9%

3

Filipina
13.1%

Negara Utama

3

Jerman
11.7%

2

Emiriah Arab
Bersatu
15.6%

1

P.R. China
32.1%

Nota : ▲ ▼ perubahan bulan ke bulan : P = Data awalan : G.M.M. = Getah Mutu Malaysia

Sumber: Perangkaan Getah Bulanan September 2024, Jabatan Perangkaan Malaysia (DOSM)



MONTHLY RUBBER STATISTICS, SEPTEMBER 2024

PRODUCTION of NATURAL RUBBER ▼ 13.9%

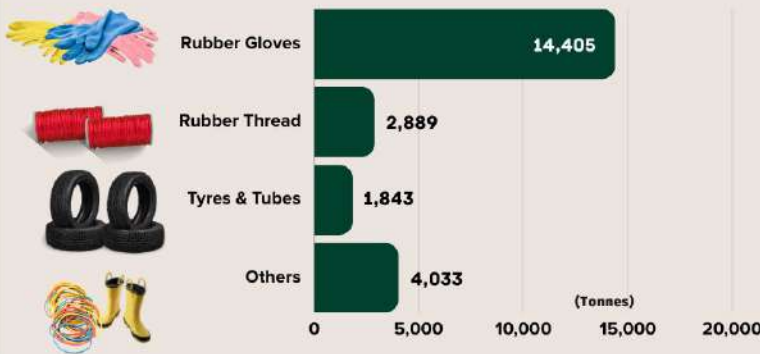


AVERAGE PRICE (cent/kg)



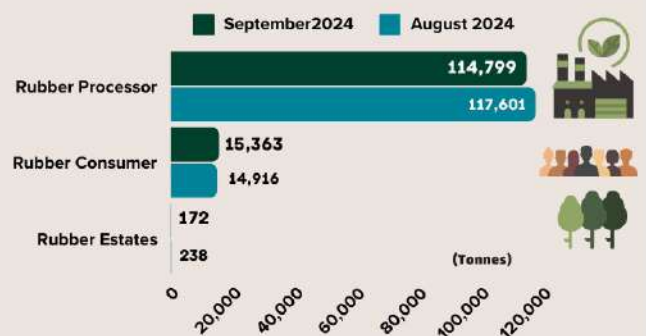
DOMESTIC CONSUMPTION

SEPTEMBER 2024: 23,169^P tonnes ▲ 6.0%
AUGUST 2024: 21,861 tonnes



STOCKS

SEPTEMBER 2024: 130,608^P tonnes ▼ 1.6%
AUGUST 2024: 132,755 tonnes



IMPORTS

SEPTEMBER 2024: 67,829^P tonnes ▼ 12.8%
AUGUST 2024: 76,535 tonnes



EXPORTS

SEPTEMBER 2024: 39,915^P tonnes ▼ 30.6%
AUGUST 2024: 57,482 tonnes



Main countries

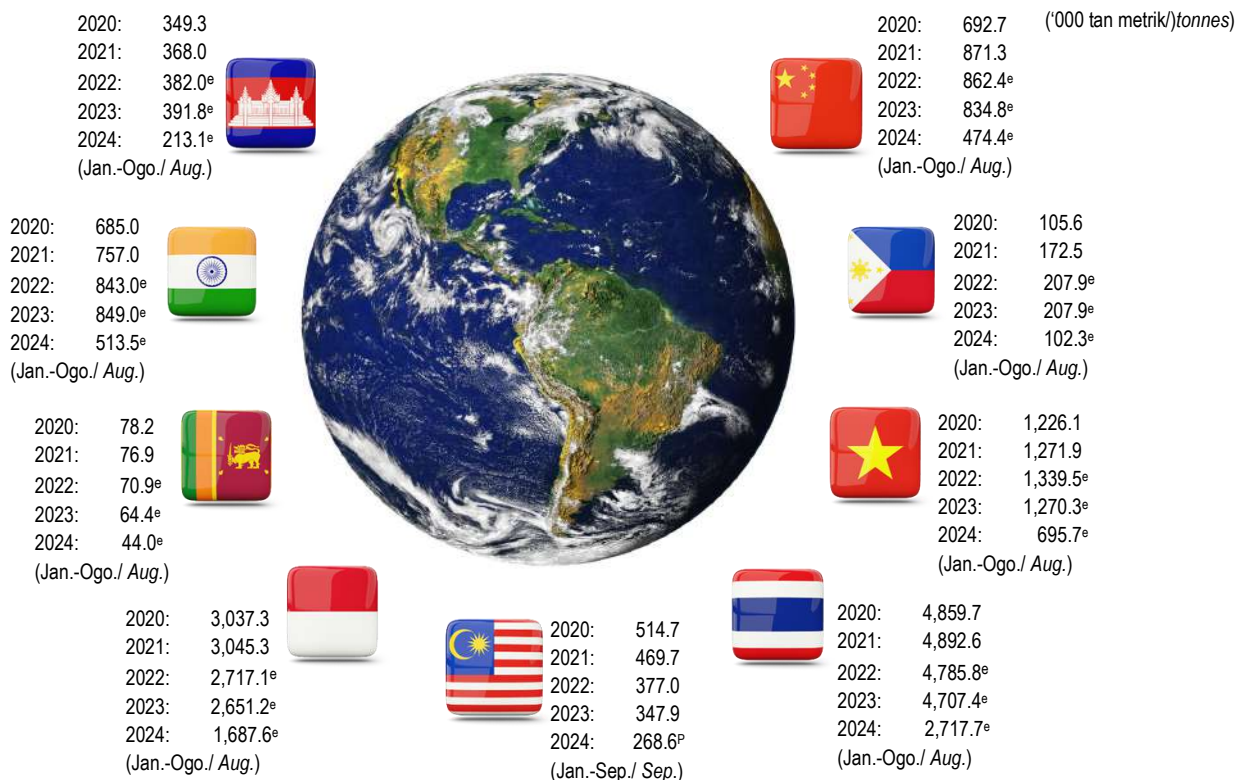
Note : ▲ ▼ change month on month : P = Preliminary : S.M.R = Standard Malaysian Rubber

Source: Monthly Rubber Statistics September 2024, Department of Statistics Malaysia (DOSM)



NEGARA PENGELUAR GETAH ASLI
PRODUCING COUNTRIES OF
NATURAL RUBBER

PENGELUARAN GETAH ASLI MENGIKUT NEGARA PENGELUAR*, 2020-2024 PRODUCTION OF NATURAL RUBBER BY PRODUCING COUNTRIES*, 2020-2024



Nota/Notes:

* Association of Natural Rubber Producing Countries (ANRPC)

^P: Awalan/ Provisional

^e: Anggaran / Estimate

Sumber: Kementerian Perladangan dan Komoditi

Source: Ministry of Plantation and Commodities

PERANGKAPAN GETAH MENGIKUT NEGARA PENGELUAR*, SEPTEMBER 2024 RUBBER STATISTICS BY PRODUCING COUNTRIES*, SEPTEMBER 2024

('000 tan metrik/tonnes)

Negara Country	Pengeluaran Production	Penggunaan Consumption	Eksport Export
Kemboja** Cambodia	40.4 ^e	-	33.7 ^e
P.R.China**	98.0 ^e	610.0 ^e	7.7 ^e
India**	78.9 ^e	128.6 ^e	0.2 ^e
Indonesia**	204.9 ^e	61.2 ^e	159.9 ^e
Malaysia	30.9 ^P	21.5 ^P	57.5 ^P
Filipina** Philippines	14.6 ^e	3.0 ^e	12.7 ^e
Sri Lanka**	4.9 ^e	8.7 ^e	4.6 ^e
Thailand**	475.0 ^e	93.6 ^e	340.4 ^e
Viet Nam**	141.0 ^e	37.0 ^e	210.0 ^e

Nota/Notes:

* Association of Natural Rubber Producing Countries (ANRPC)

** Data bulan Ogos 2024/ Data for August 2024

^P: Awalan / Provisional

^e: Anggaran / Estimate

Sumber: Kementerian Perladangan dan Komoditi

Source: Ministry of Plantation and Commodities

Muka surat ini sengaja dibiarkan kosong
This page is deliberately left blank

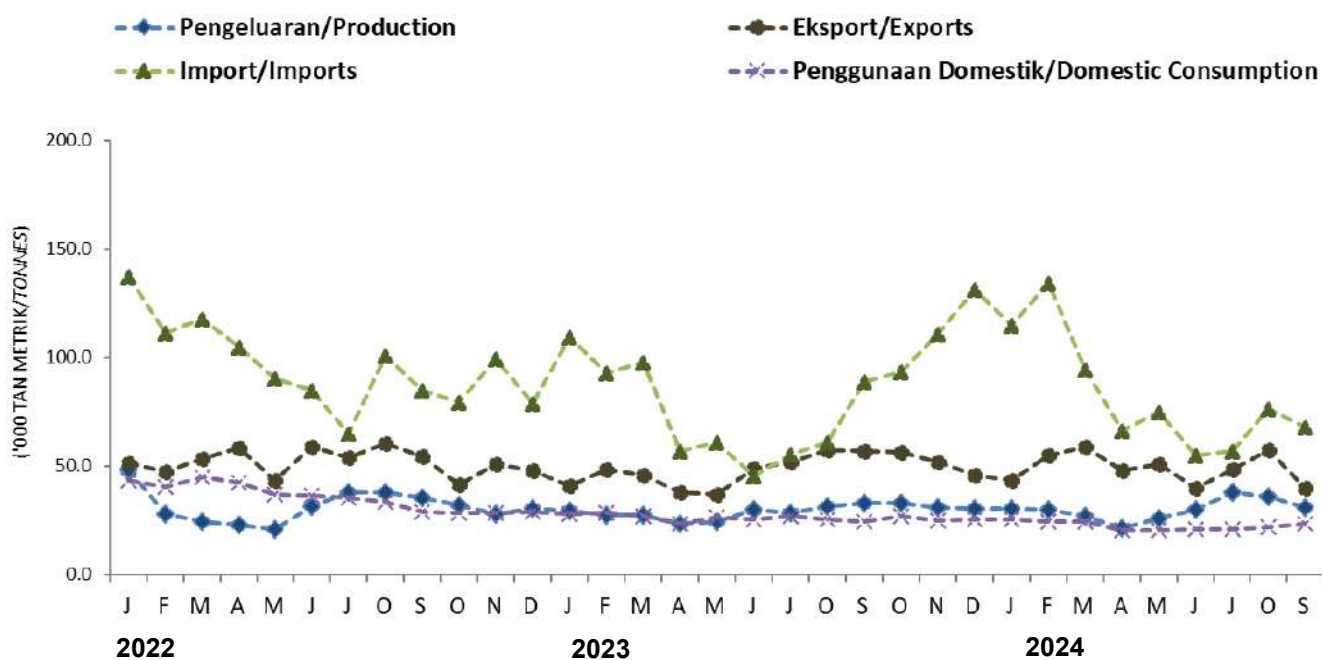


PERANGKAAN UTAMA GETAH
PRINCIPAL STATISTICS OF RUBBER

PERANGKAAAN UTAMA GETAH, MALAYSIA, SEPTEMBER 2024
PRINCIPAL STATISTICS OF RUBBER, MALAYSIA, SEPTEMBER 2024

Perangkaan Utama <i>Principal Statistics</i>	Sep. Sep. 2023	Ogo. Aug. 2024	Sep. Sep. 2024	Perubahan bulan ke bulan Sep. 2024/Ogo. 2024 <i>Change month-on-month Sep. 2024/Aug. 2024</i> (%)		Perubahan tahun ke tahun Sep. 2024/Sep. 2023 <i>Change year-on-year Sep. 2024/Sep. 2023</i> (%)	
Pengeluaran / <i>Production</i> (tan metrik / <i>tonnes</i>)	32,757	35,908	30,929	▼ -13.9	▼ -5.6		
Eksport / <i>Exports</i> (tan metrik / <i>tonnes</i>)	57,028	57,482	39,915	▼ -30.6	▼ -30.0		
Import / <i>Imports</i> (tan metrik / <i>tonnes</i>)	88,837	76,535	67,829	▼ -11.4	-23.6		
Penggunaan domestik <i>Domestic consumption</i> (tan metrik / <i>tonnes</i>)	23,263	21,861	21,169	▲ 6.0	▼ -4.5		
Stok akhir / <i>Closing stocks</i> (tan metrik / <i>tonnes</i>)	153,011	132,755	130,608	▼ -1.6	▼ -14.6		
Bil. pekerja bergaji (estet) <i>Number of paid workers</i> (<i>estate</i>)	10,391	8,142	7,795	▼ -4.3	▼ -25.0		
Gaji & upah (RM'000) (estet) <i>Salaries & wages (RM'000)</i> (<i>estate</i>)	19,310	16,990	15,268	▼ -10.1	▼ -20.9		

**PENGELUARAN, EKSPORT, IMPORT, PENGGUNAAN DOMESTIK DAN
 STOK BULANAN BAGI GETAH ASLI 2022-2024**
**MONTHLY PRODUCTION, EXPORTS, IMPORTS, DOMESTIC CONSUMPTION AND
 STOCK OF NATURAL RUBBER 2022-2024**



Muka surat ini sengaja dibiarkan kosong
This page is deliberately left blank



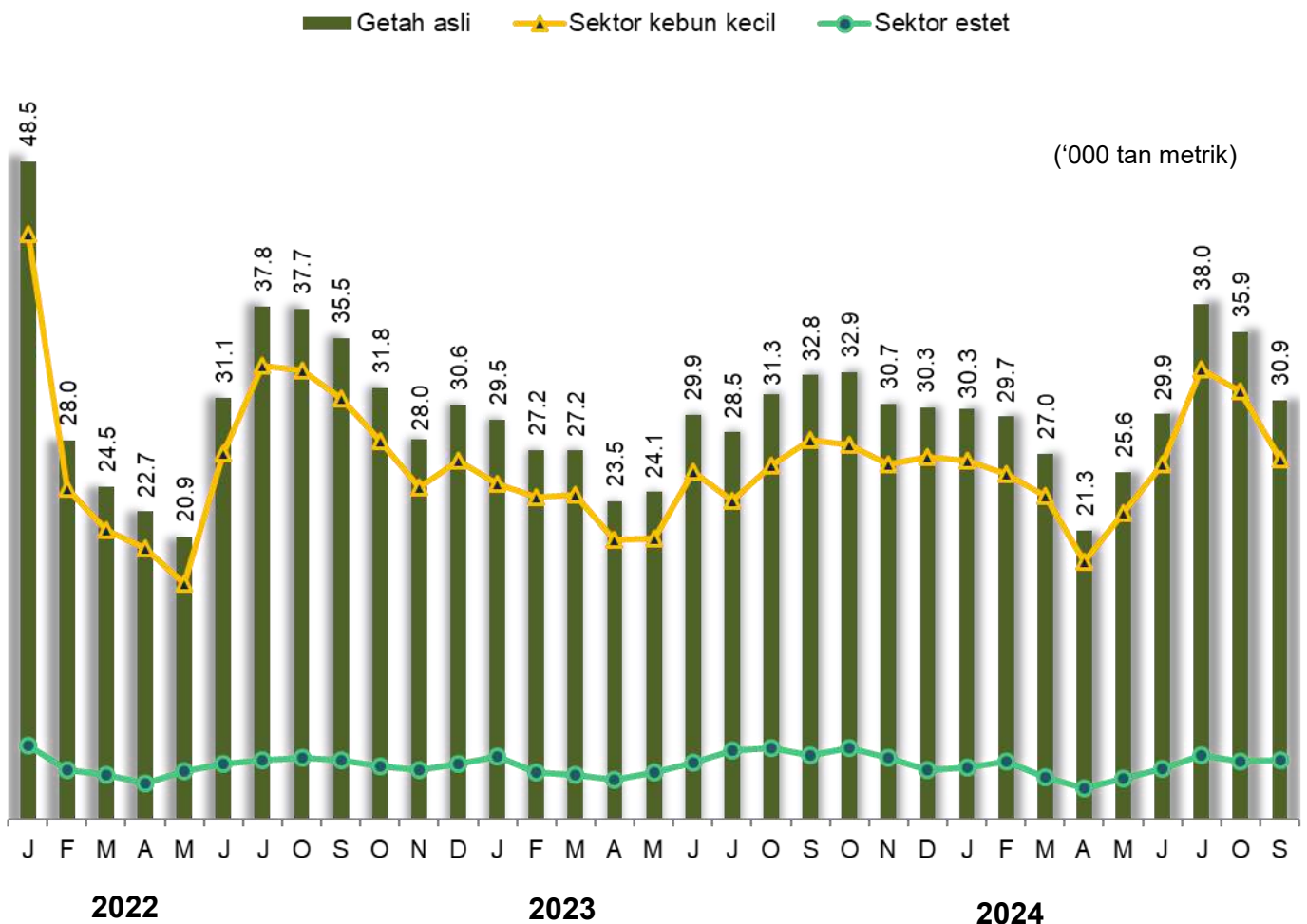
RINGKASAN PENEMUAN
SUMMARY OF FINDINGS

PERANGKAAAN GETAH BULANAN MALAYSIA, SEPTEMBER 2024[#]

1. PENGELUARAN

Pengeluaran getah asli Malaysia pada September 2024 berjumlah 30,929 tan metrik, menurun sebanyak 5.6 peratus berbanding 35,908 tan metrik pada September 2023 serta menunjukkan penurunan sebanyak 13.9 peratus dari bulan sebelumnya. Sektor kebun kecil merupakan penyumbang utama pengeluaran getah asli iaitu 85.9 peratus. Pengeluaran sektor kebun kecil menurun sebanyak 16.0 peratus manakala pengeluaran di estet pula meningkat 1.9 peratus berbanding September 2023.

Carta 1: Pengeluaran getah bulanan di estet dan kebun kecil



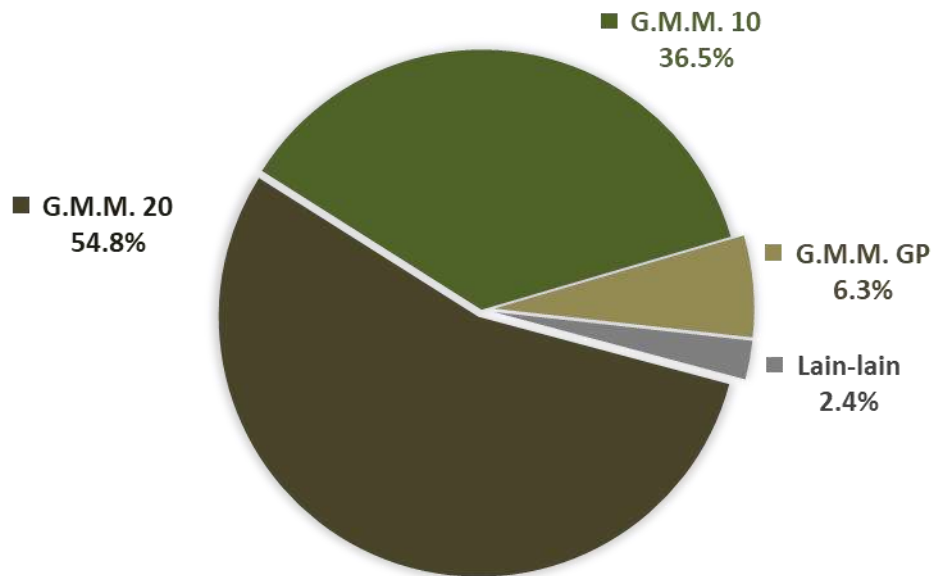
Nota #:

- Laporan ini boleh diperoleh daripada portal Jabatan Perangkaan Malaysia (<https://www.dosm.gov.my>) di bawah ruangan: **Siaran Terkini**.
- Data bagi bulan September 2024 merupakan data **awalan**. Data ini akan dikemas kini berdasarkan data terkini yang diperoleh dan akan diterbitkan dalam penerbitan Oktober 2024.

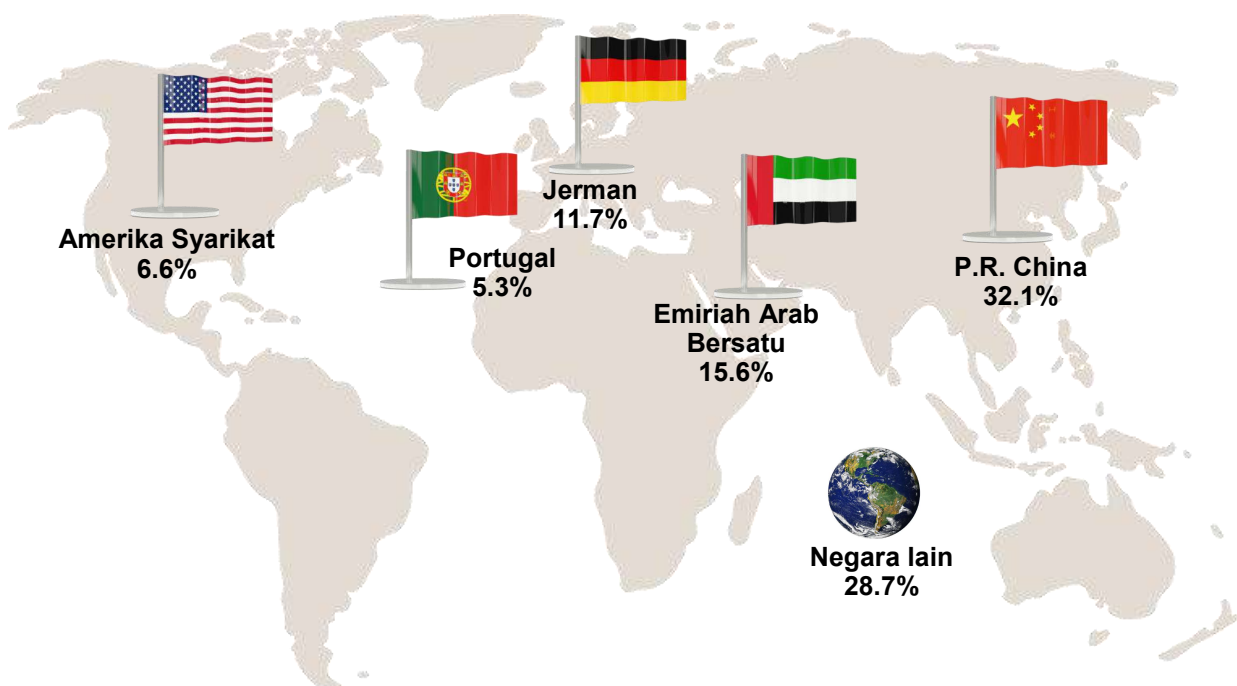
2. EKSPORT

Eksport getah asli pada September 2024 adalah 39,915 tan metrik, menurun 30.0 peratus dari 57,028 tan metrik pada bulan yang sama tahun sebelumnya namun menunjukkan penurunan 30.6 peratus berbanding 57,482 tan metrik pada Ogos 2024. Getah Mutu Malaysia (G.M.M.) menyumbang 97.6 peratus daripada jumlah eksport getah asli dimana G.M.M. 20 merupakan eksport tertinggi iaitu 21,050 tan metrik (54.8%) seperti di Carta 2.

Carta 2: Eksport Getah Mutu Malaysia (G.M.M) mengikut gred, September 2024



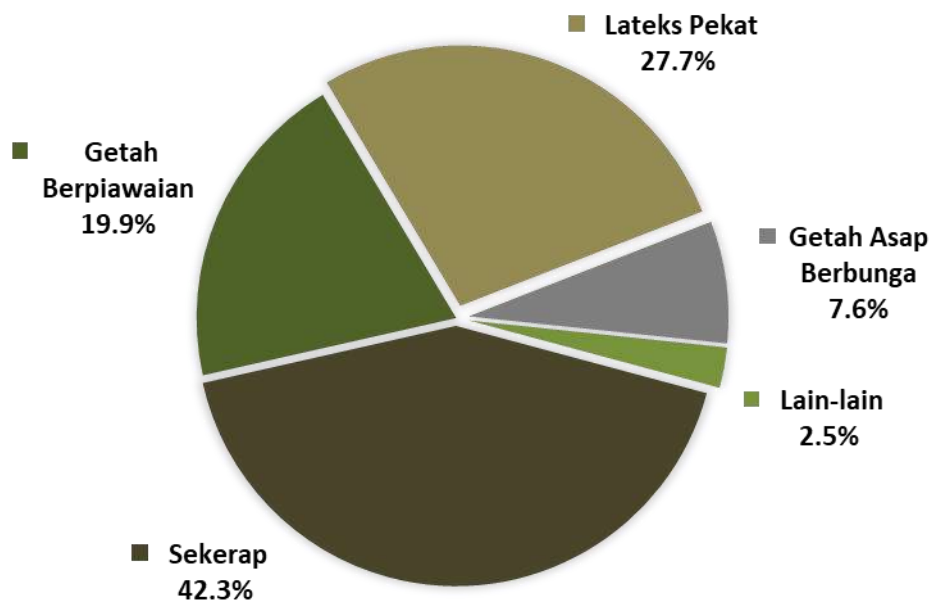
Carta 3: Destinasi utama eksport getah asli, September 2024



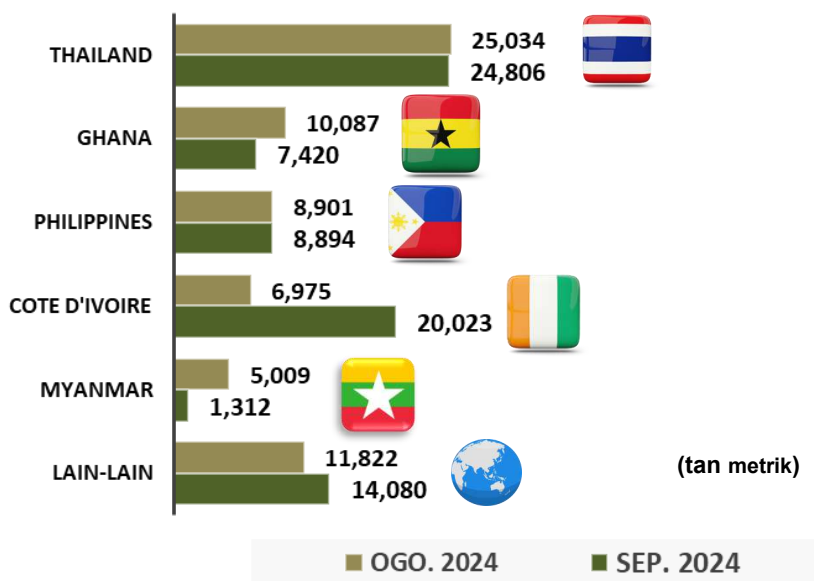
3. IMPORT

Import getah asli pada September 2024 adalah 67,829 tan metrik berbanding 88,837 tan metrik pada September 2023, meningkat sebanyak 23.6 peratus. Perbandingan bulan ke bulan pula menunjukkan menurun sebanyak 11.4 peratus. Jenis getah asli utama yang diimport adalah Sekerap (28,694 tan metrik) dan Lateks Pekat (18,779 tan metrik). Getah asli diimport terutamanya dari Thailand berjumlah 23,823 tan metrik.

Carta 4: Import getah asli mengikut jenis, September 2024



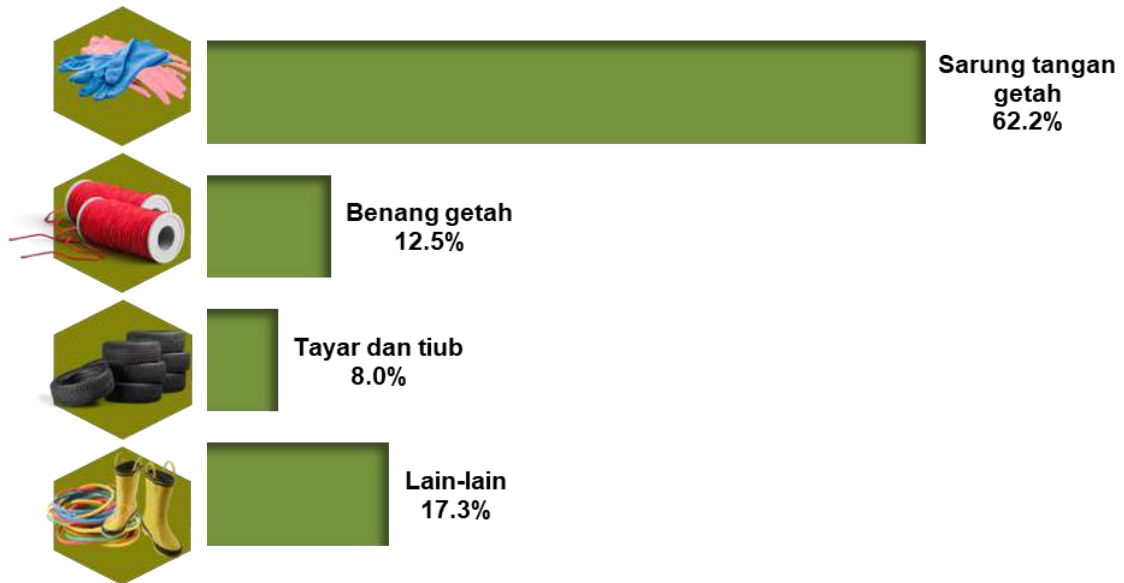
Carta 5: Import getah asli dari negara utama, September 2024



4. PENGGUNAAN DOMESTIK

Penggunaan domestik getah asli pada September 2024 ialah 23,171 tan metrik, menurun 5.7 peratus berbanding 24,565 tan metrik pada September 2023. Perbandingan bulan ke bulan pula menunjukkan peningkatan 6.0 peratus berbanding 21,861 tan metrik pada bulan sebelumnya. Industri sarung tangan getah merupakan industri utama bagi penggunaan getah asli iaitu 14,405 tan metrik (60.2%).

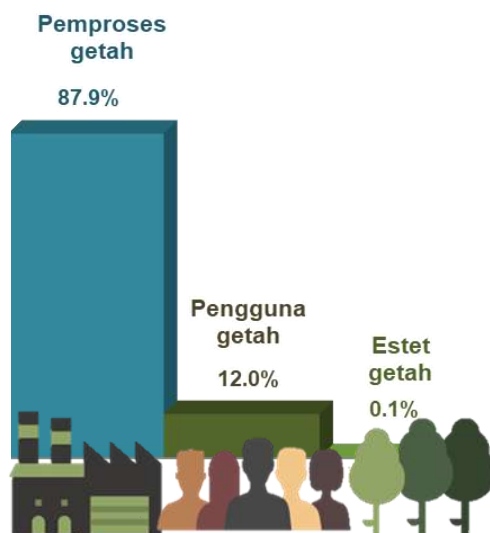
Carta 6: Penggunaan domestik getah asli mengikut produk, September 2024



5. STOK

Stok getah asli menurun 1.6 peratus pada September 2024 kepada 130,607 tan metrik berbanding 153,011 tan metrik yang dicatatkan pada September 2023. Perbandingan bulan ke bulan pula menunjukkan stok menurun sebanyak 14.6 peratus.

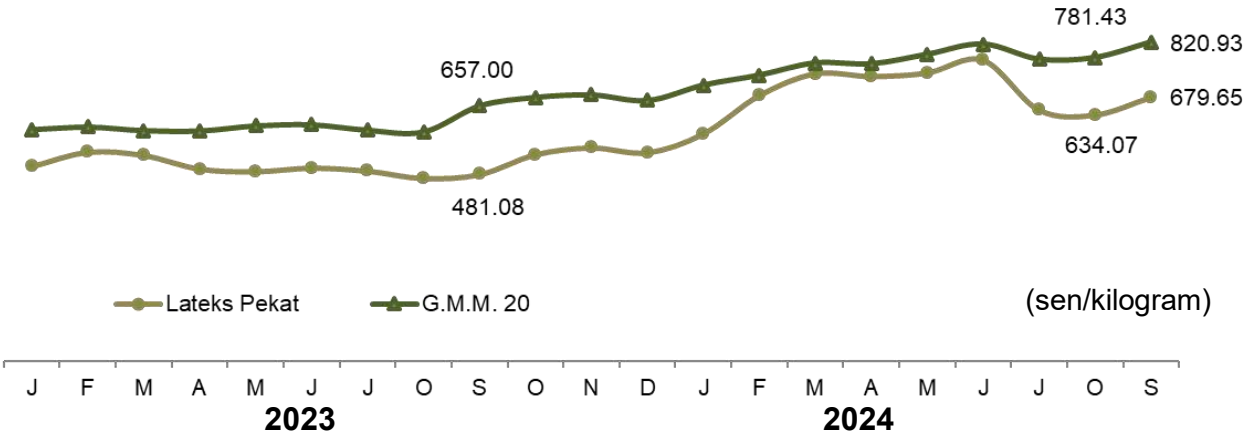
Carta 7: Stok getah asli pada akhir bulan September 2024



6. HARGA PURATA BULANAN SEKILOGRAM (Sebut Harga Pada Waktu Tengah Hari - "F.O.B.")

Harga purata bulanan G.M.M. 20 pada September 2024 adalah 820.93 sen sekilogram, meningkat 25.0 peratus berbanding 657.00 sen sekilogram pada September 2023 turut menunjukkan peningkatan 5.1 peratus berbanding 773.70 sen sekilogram pada bulan sebelumnya. Harga purata bulanan bagi Lateks Pekat pada September 2024 adalah 679.65 sen sekilogram, meningkat 41.3 peratus dari 481.08 sen sekilogram pada bulan yang sama tahun lalu dan mencatatkan penurunan 7.2 peratus berbanding 634.07 sen sekilogram pada Ogos 2024.

Carta 8: Harga purata bulanan (sebut harga pada waktu tengah hari "F.O.B") bagi G.M.M. 20 dan Lateks Pekat



7. GUNA TENAGA DI ESTET

Seramai 7,795 pekerja bergaji direkodkan pada akhir September 2024 dengan penurunan sebanyak 25.0 peratus dari September 2023 dan turun menurun 4.3 peratus (8,142 pekerja bergaji) berbanding bulan sebelumnya. Gaji & upah menurun 20.9 peratus kepada RM15.3 juta dari RM19.3 juta pada September 2023, manakala perbandingan bulan ke bulan pula menunjukkan trend yang sama iaitu penurunan sebanyak 10.1 peratus.

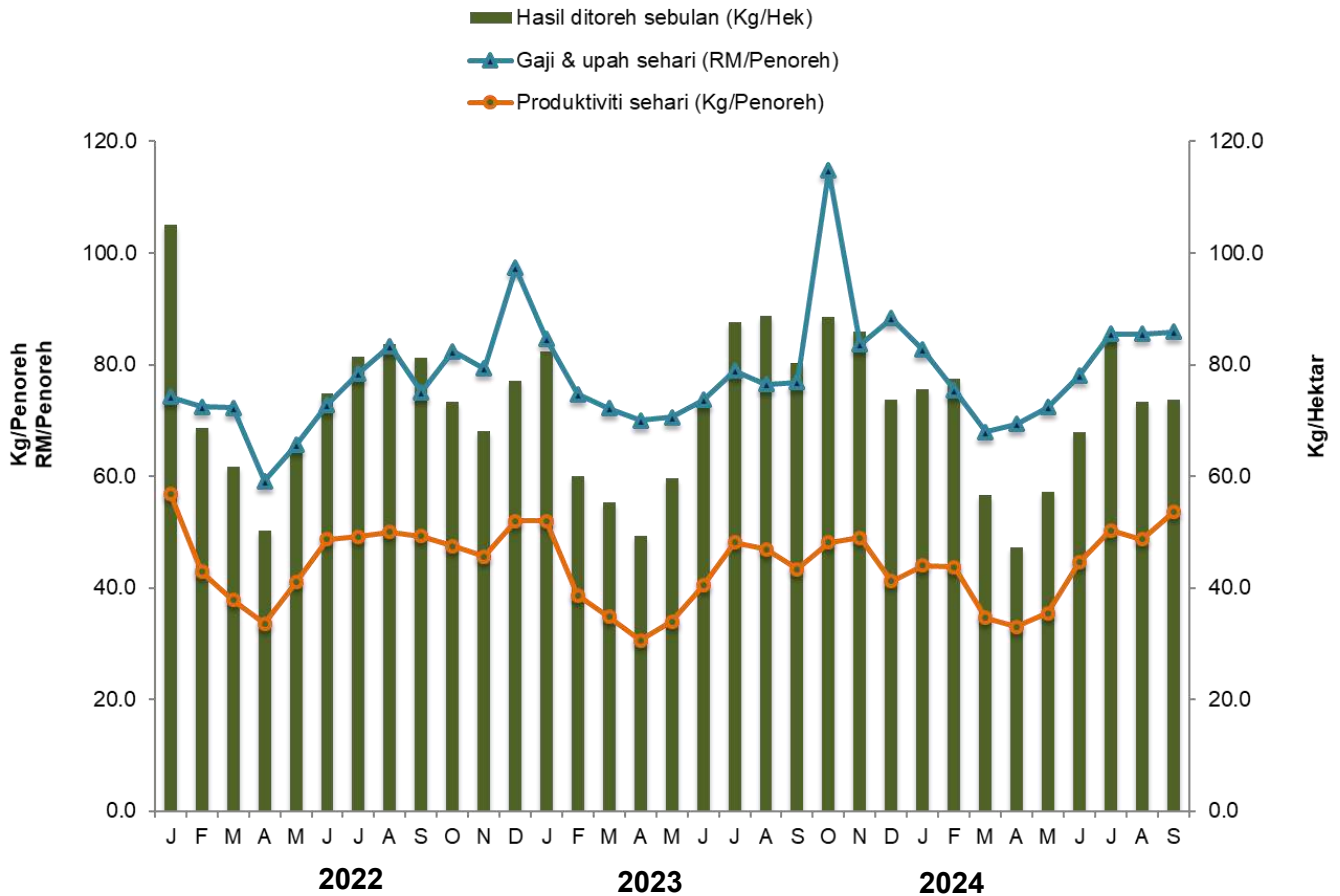
Carta 9: Bilangan pekerja dan jumlah gaji & upah, September 2024



8. PRODUKTIVITI DI ESTET

Produktiviti pengeluaran getah asli di estet adalah 73.7 kilogram sehektar pada September 2024, menurun sebanyak 8.2 peratus berbanding September 2023. Perbandingan bulan ke bulan pula menunjukkan produktiviti menurun sebanyak 0.6 peratus dari 73.3 kilogram sehektar.

Carta 10: Produktiviti hasil ditoreh bulanan dan produktiviti penoreh sehari

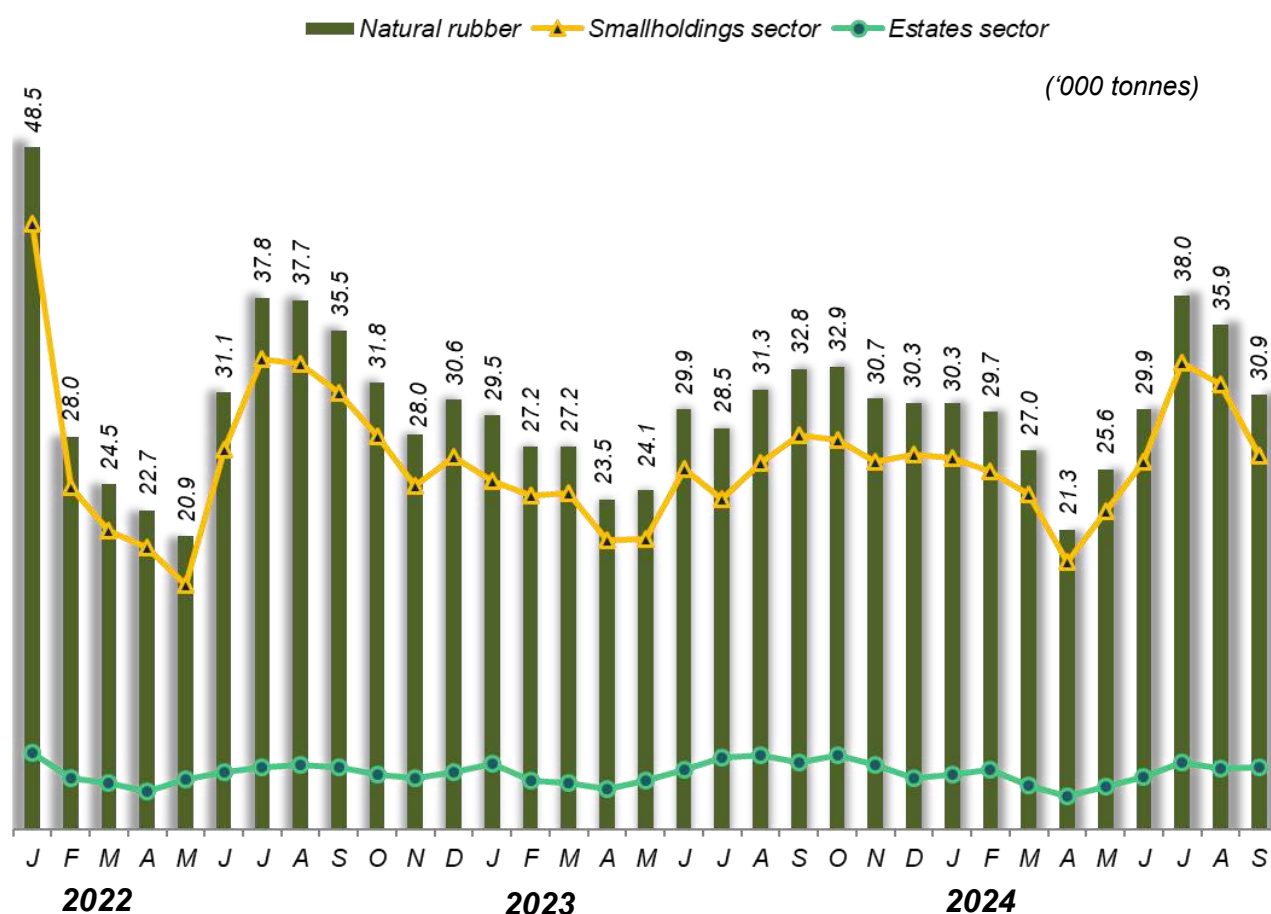


MONTHLY RUBBER STATISTICS MALAYSIA, SEPTEMBER 2024[#]

1. PRODUCTION

Malaysia's natural rubber production in September 2024 amounted 30,929 tonnes, decreased 5.6 per cent as compared to 35,908 tonnes in September 2023 and showed a decrease of 13.9 per cent from last month. Smallholdings sector was the main contributor to the natural rubber production of 85.9 per cent. Production of smallholdings decreased by 16.0 per cent and estate sector showed an increase of 1.9 per cent as compared to September 2023.

Chart 1: Monthly rubber production in the estates and smallholdings



Notes #:

1. This report can be accessed through the portal of the Department of Statistics, Malaysia (<https://www.dosm.gov.my>) under the section: **Latest Releases**.
2. Data for September 2024 is **provisional**. The data will be updated based on the latest available figures and subsequently published in the October 2024 publication.

2. EXPORTS

Exports of natural rubber in September 2024 was 39,915 tonnes, decreased by 30.0 per cent from 57,028 tonnes in the same month last year but increased by 30.6 per cent as compared to 57,482 tonnes in August 2024. Standard Malaysian Rubber (S.M.R.) contributed 97.6 per cent of the total natural rubber exports where S.M.R. 20 was the highest exports of 21,050 tonnes (54.8%) as shown in Chart 2.

Chart 2: Exports of Standard Malaysian Rubber (S.M.R.) by grade, September 2024

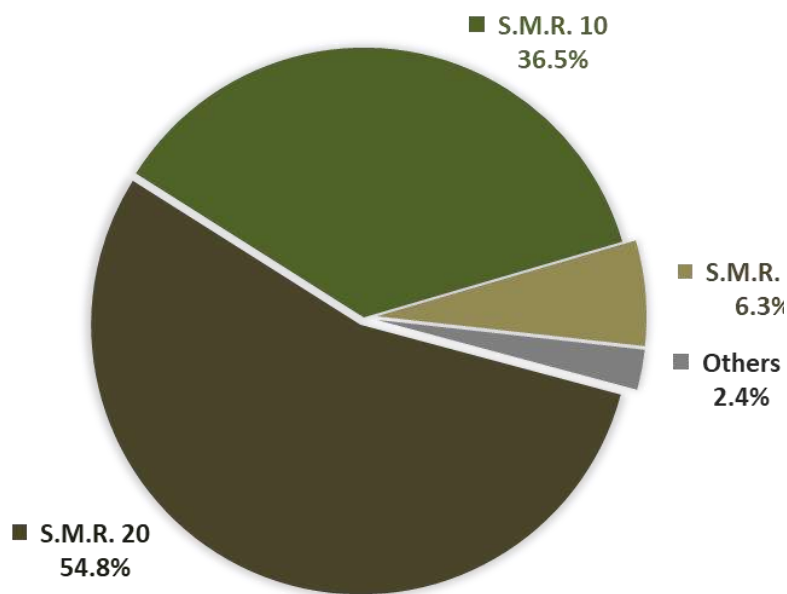
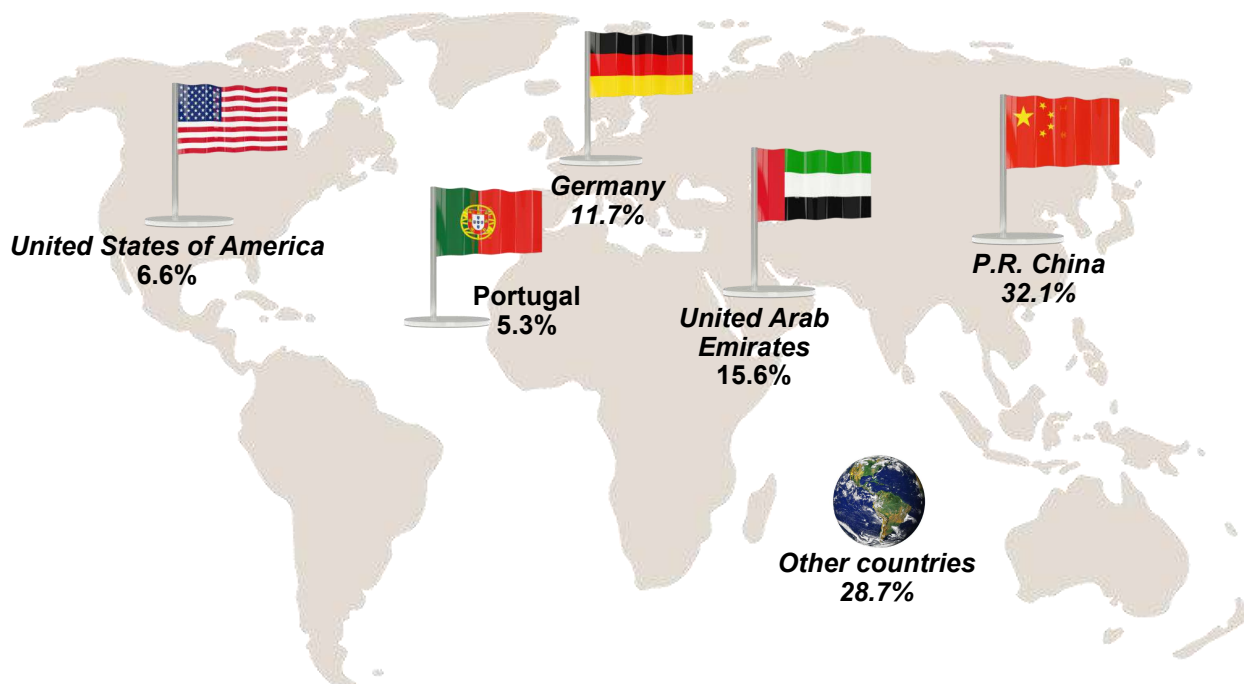


Chart 3: Main destinations of natural rubber exports, September 2024



3. IMPORTS

Imports of natural rubber in September 2024 was 67,829 tonnes as compared to 88,837 tonnes in September 2023, increased by 23.6 per cent. Month-on-month comparison showed an increase of 11.4 per cent. The main types of imported natural rubber were Scrap (28,694 tonnes) and Latex Concentrate (18,779 tonnes). Natural rubber mainly imported from Thailand amounted of 23,823 tonnes.

Chart 4: Imports of natural rubber by types, September 2024

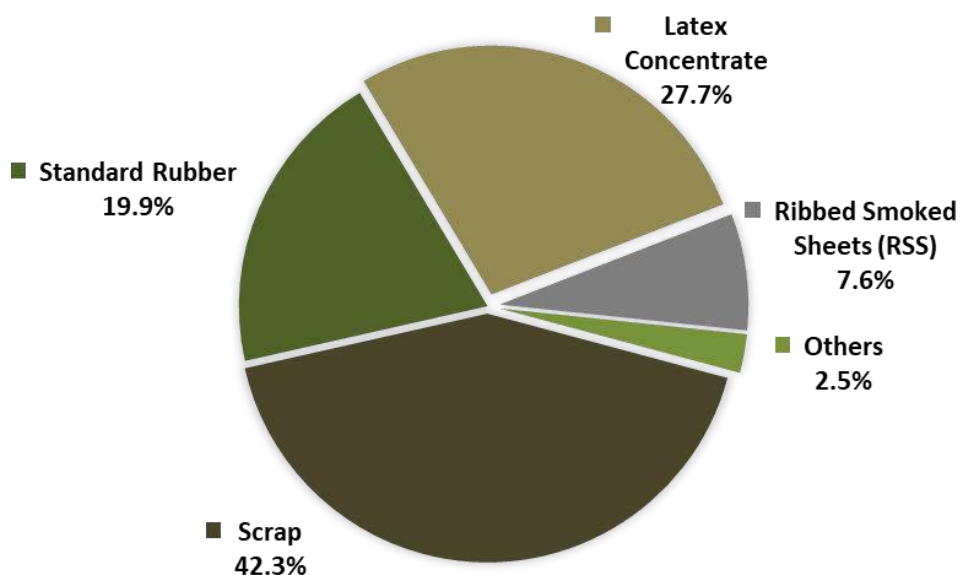
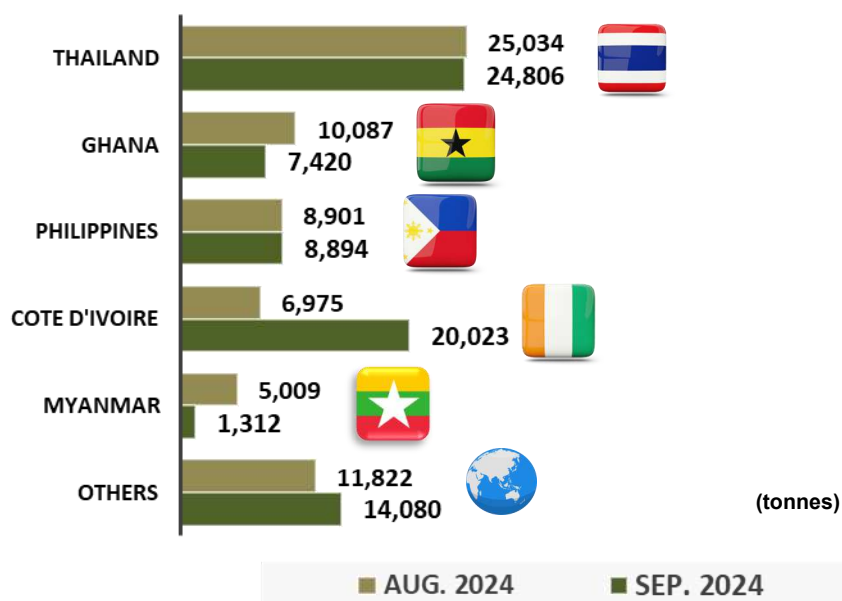


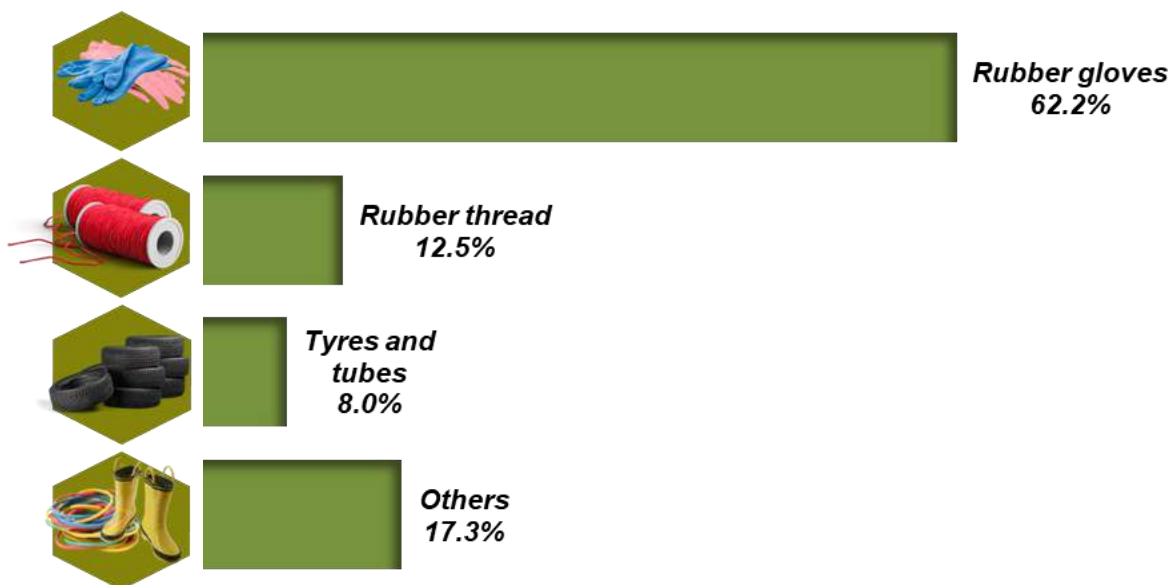
Chart 5: Imports of natural rubber from major countries, September 2024



4. DOMESTIC CONSUMPTION

Domestic consumption of natural rubber in September 2024 was 23,171 tonnes, decreased by 5.7 per cent against 24,565 tonnes in September 2023. Month-on-month comparison showed an increased of 6.0 per cent from 21,861 tonnes in the last month. Rubber glove industry was the main industry for the use of natural rubber at 14,405 tonnes (60.2%).

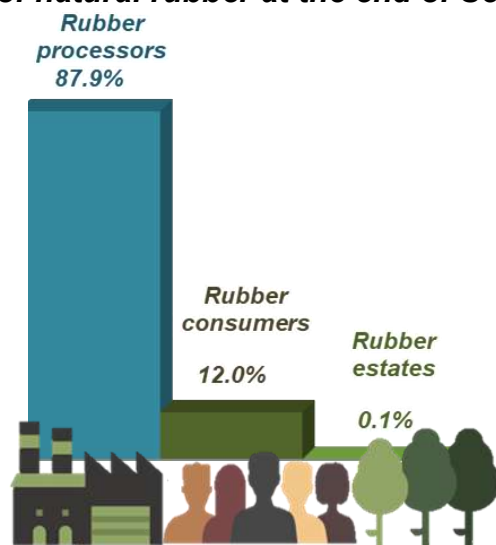
Chart 6: Domestic consumption of natural rubber by product, September 2024



5. STOCKS

Stocks of natural rubber decreased 1.6 per cent at the end of September 2024 to 130,607 tonnes against 153,011 tonnes as recorded in September 2023. Month-on-month comparison showed the stocks decreased by 14.6 per cent.

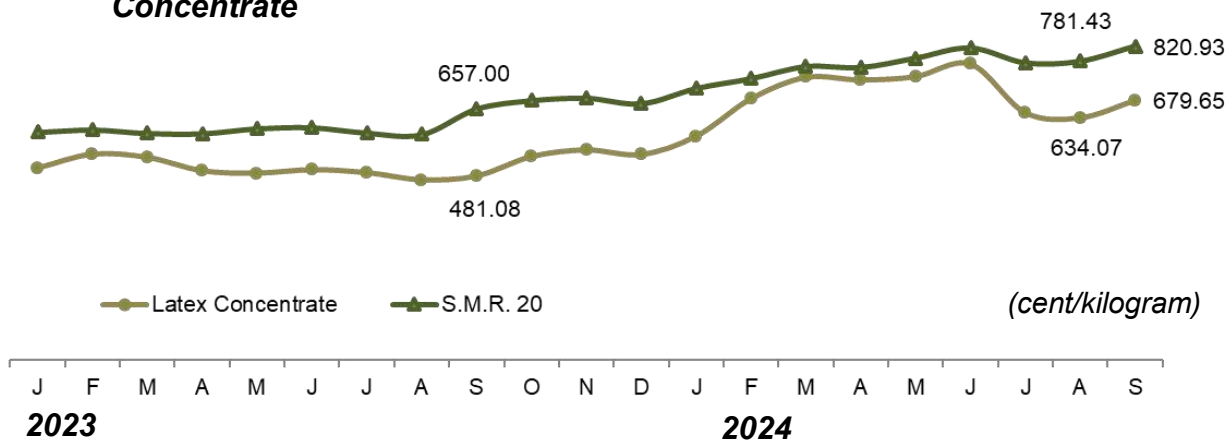
Chart 7: Stocks of natural rubber at the end of September 2024



6. AVERAGE MONTHLY PRICE PER KILOGRAM (Noon Quotations - F.O.B.)

Average monthly price of S.M.R. 20 in September 2024 was 820.93 sen per kilogram, increased 25.0 per cent against 657.00 sen per kilogram in September 2023 and also showed an increased of 5.1 per cent from 773.70 sen per kilogram a month before. The average monthly price of Latex Concentrate in September 2024 was 679.65 sen per kilogram, increased by 41.3 per cent from 481.08 sen per kilogram in the same month last year and showed a decreased of 7.2 per cent as compared to 634.07 sen per kilogram in August 2024.

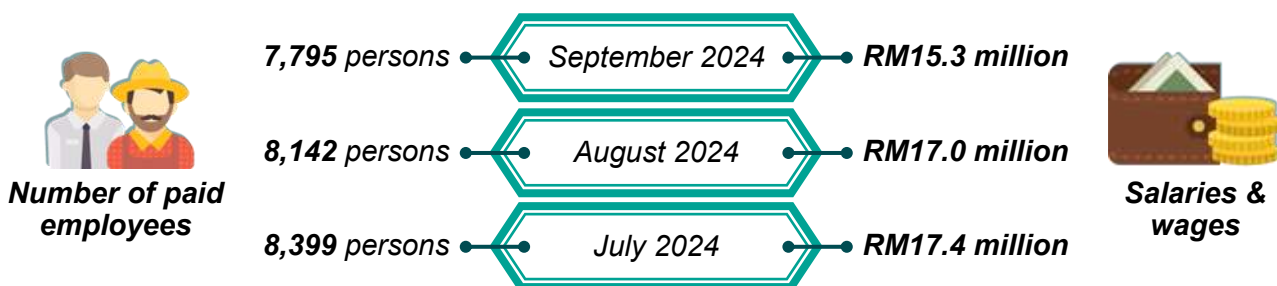
Chart 8: Average monthly price (noon quotations - F.O.B.) of S.M.R. 20 and Latex Concentrate



7. EMPLOYMENT IN ESTATES

A total of 7,795 paid employees recorded at the end of September 2024 with a decrease of 25.0 per cent from September 2023 and showed a decreased of 4.3 per cent (8,142 paid employees) in the previous month. The salaries & wages decreased by 20.9 per cent to RM15.3 million against RM19.3 million in September 2023 and month-on-month comparison showed with similar trend with a decrease of 10.1 per cent.

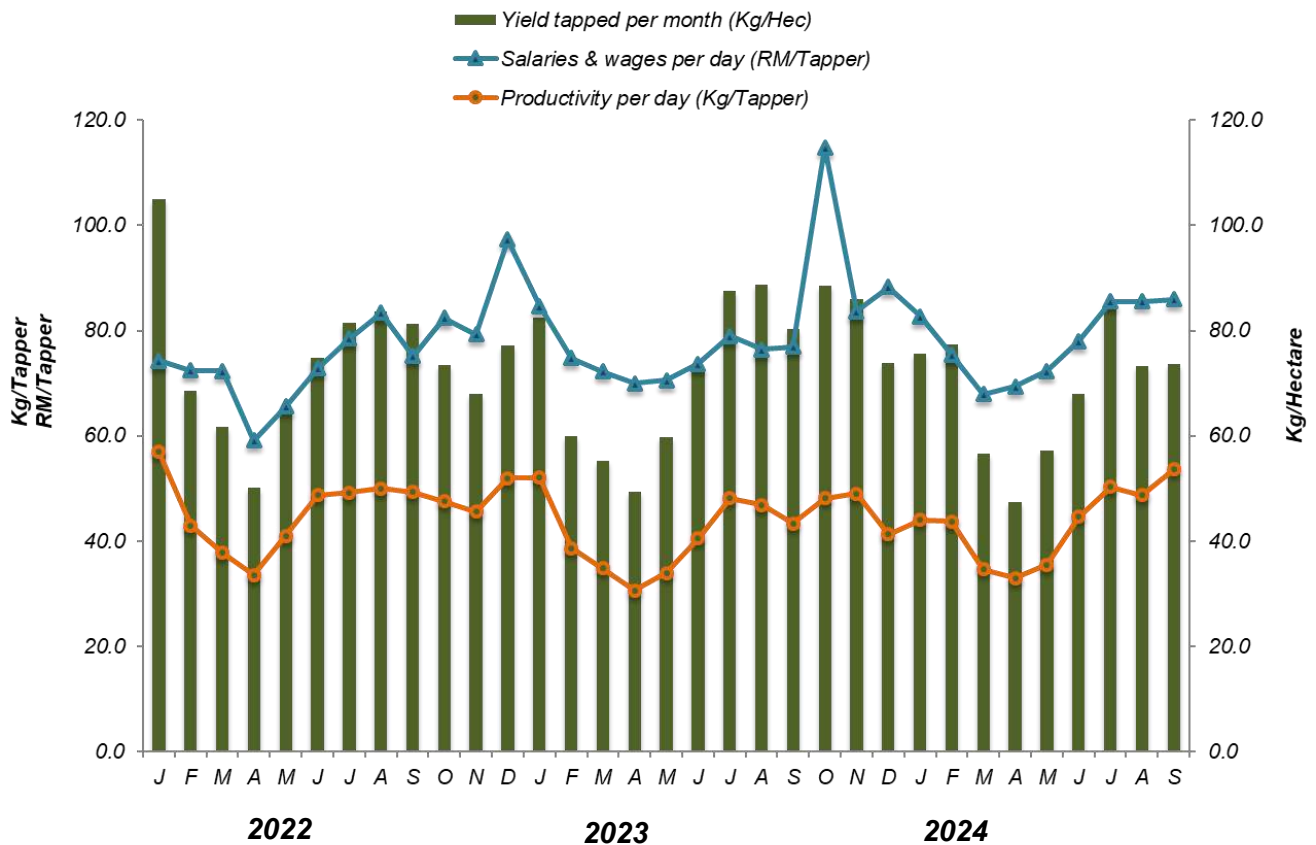
Chart 9: Number of paid employees and salaries & wages, September 2024



8. PRODUCTIVITY OF ESTATES

Productivity of natural rubber production in the estates was 73.7 kilogram per hectare in September 2024, decreased by 8.2 per cent as compared to September 2023. Month-on-month comparison showed the productivity decreased by 0.6 per cent from 73.3 kilogram per hectare.

Chart 10: Monthly productivity of yield tapped and daily productivity of tappers





JADUAL STATISTIK
STATISTICAL TABLES

JADUAL 1 : PENAWARAN DAN PERMINTAAN GETAH ASLI

Table 1 : Supply and Demand of Natural Rubber

Tan metrik K.G.K.
Tonnes D.R.C.

Tempoh Period	Penawaran Supply					Permintaan Demand				
	Stok pada awal tempoh Stocks at the beginning of period	Import *	Pengeluaran Production			Jumlah Penawaran Total Supply	Eksport *	Penggunaan Domestik Domestic Consumption	Stok pada akhir tempoh Stocks at the end of period	Jumlah Permintaan Total Demand
			Estet Estates	Kebun Kecil** Smallholdings	Jumlah Pengeluaran Total Production					
2023	201,360	1,002,934	50,381	297,474	347,856	1,552,149	578,683	310,398	191,304	1,080,385
2022	285,245	1,164,883	47,387	329,660	377,047	1,827,174	621,324	426,594	201,360	1,249,278
2021	249,551	1,207,301	45,347	424,322	469,669	1,926,521	653,245	501,961	285,245	1,440,451
2020	244,930	1,221,893	56,421	458,281	514,702	1,981,525	565,165	518,732	249,551	1,333,448
2024 Jan.-Sep. ^P	191,304	740,909	33,608	234,947	268,555	1,200,768	441,156	201,410	130,608	773,174
2023 Jan.-Sep.	201,360	667,535	36,916	216,984	253,900	1,122,795	424,989	209,373	153,011	787,373
2024 Sep. ^P	132,755	67,829	4,372	26,557	30,929	231,513	39,915	23,169	130,608	193,692
Ogo.	148,106	76,535	4,288	31,620	35,908	260,550	57,482	21,861	132,755	212,098
Jul.	160,352	56,963	4,729	33,231	37,960	255,275	48,204	21,039	148,106	217,349
2023 Sep.	143,116	88,837	4,732	28,025	32,757	264,710	57,028	24,263	153,011	234,302
Ogo.	143,757	60,607	5,215	26,094	31,309	235,673	57,488	25,159	143,116	225,763
Jul.	159,718	55,168	5,047	23,486	28,533	243,419	51,784	26,661	143,757	222,201

Nota/Notes : ^P Awalan / Provisional ^r Pindaan / Revised

K.G.K ID.R.C - Kandungan Getah Kering/Dry Rubber Content

* Import dan Eksport - data hanya meliputi kod getah asli di bawah HS4001.10.000 hingga HS4001.29.999
Imports and Exports - the data only covers natural rubber codes under HS4001.10.000 to HS4001.29.999

** Termasuk kebun kecil Lembaga Kemajuan Tanah Persekutuan (FELDA)
Includes Federal Land Development Authority (FELDA) smallholdings

JADUAL 2 : PENGELUARAN GETAH ASLI MENGIKUT HAK MILIK

Table 2 : Production of Natural Rubber by Ownership

Tan metrik K.G.K.

Tonnes D.R.C.

Tempoh Period	Estat Estate			Kebun Kecil* Smallholding	Jumlah Pengeluaran Total Production
	Residen Malaysia Malaysian Residents	Bukan Residen Malaysia dan Hak Milik Bersama Non-Malaysian Residents and Joint Ownership	Jumlah Total		
2023	48,223	2,159	50,381	297,474	347,856
2022	44,635	2,752	47,387	329,660	377,047
2021	41,895	3,452	45,347	424,322	469,669
2020	52,654	3,767	56,421	458,281	514,702
2024 Jan.-Sep. ^P	32,372	1,246	33,618	234,937	268,555
2023 Jan.-Sep.	35,469	1,447	36,916	216,984	253,900
2024 Sep. ^P	4,151	231	4,382	26,547	30,929
Ogo.	4,054	234	4,288	31,620	35,908
Jul.	4,548	181	4,729	33,231	37,960
2023 Sep.	4,475	257	4,732	27,843	32,575
Ogo.	4,995	220	5,215	26,094	31,309
Jul.	4,829	218	5,047	23,486	28,533

Nota/Notes : ^P Awalan / Provisional

K.G.K / D.R.C - Kandungan Getah Kering / Dry Rubber Content

* Termasuk kebun kecil Lembaga Kemajuan Tanah Persekutuan (FELDA)

Includes Federal Land Development Authority (FELDA) smallholdings

JADUAL 3 : EKSPORT GETAH ASLI MENGIKUT JENIS TERPILIH

Table 3 : Exports of Natural Rubber by Selected Types

Tan metrik K.G.K.

Tonnes D.R.C

Jenis Type	Ke dan melalui Singapura To and via Singapore					Terus Negeri Asing Direct Foreign					Jumlah Total				
	2024			Jumlah Terkumpul Cumulative		2024			Jumlah Terkumpul Cumulative		2024			Jumlah Terkumpul Cumulative	
	Sep. ^P	Ogo.	Jul.	Jan.-Sep. ^P 2024	Jan.-Sep. 2023	Sep. ^P	Ogo.	Jul.	Jan.-Sep. ^P 2024	Jan.-Sep. 2023	Sep. ^P	Ogo.	Jul.	Jan.-Sep. ^P 2024	Jan.-Sep. 2023
Getah Asap Berbunga <i>Ribbed Smoked Sheets</i>	-	-	-	-	-	138	17	34	569	470	138	17	34	569	470
Lateks Pekat <i>Latex Concentrate</i>	10	29	3	76	35	1,345	1,414	1,552	12,018	12,378	1,356	1,444	1,554	12,094	12,413
Getah Mutu Malaysia <i>Standard Malaysian Rubber</i>	-	-	-	208	522	38,389	55,987	46,577	427,973	411,444	38,389	55,987	46,577	428,188	411,966
Jenis-jenis lain <i>Other types</i>	-	-	-	-	-	33	35	39	306	140	33	35	39	306	140
Jumlah <i>Total</i>	10	29	3	284	557	39,905	57,453	48,202	440,866	424,432	39,916	57,482	48,204	441,157	424,989

Jenis Type	Ke dan melalui Singapura To and via Singapore				Terus Negeri Asing Direct Foreign				Jumlah Total			
	2023	2022	2021	2020	2023	2022	2021	2020	2023	2022	2021	2020
Getah Asap Berbunga <i>Ribbed Smoked Sheets</i>	-	1	-	-	470	685	3,305	285	470	687	3,305	286
Lateks Pekat <i>Latex Concentrate</i>	52	15	27	43	16,931	16,319	21,079	19,631	16,982	16,334	21,106	19,674
Getah Mutu Malaysia <i>Standard Malaysian Rubber</i>	528	1,029	66	2,916	560,497	602,395	624,268	541,550	561,025	603,424	624,334	544,465
Jenis-jenis lain <i>Other types</i>	-	-	-	-	205	880	4,501	741	205	880	4,501	741
Jumlah <i>Total</i>	580	1,045	93	2,959	578,103	620,279	653,152	562,206	578,683	621,324	653,245	565,165

 Nota/Notes : ^P Awalan / Provisional ^r Pindaan / Revised

K.G.K / D.R.C - Kandungan Getah Kering / Dry Rubber Content

Jumlah berbeza disebabkan pembundaran / The total differs due to rounding

JADUAL 4 : EKSPORT GETAH ASLI MENGIKUT NEGARA YANG DITUJU
Table 4 : Exports of Natural Rubber by Country of Destination

Tan metrik K.G.K.

Tonnes D.R.C.

Negara-Negara Utama <i>Major Countries</i>	2023	2022	2021	2020	2024			Jumlah Terkumpul	2023			Jumlah Terkumpul
					<i>Cumulative</i>			<i>Cumulative</i>				
					Sep. ^P	Ogo.	Jul.	Jan.-Sep. ^P	Sep.P	Ogo.	Jul.	Jan.-Sep.
				2024				2023				
Afrika Selatan/ <i>South Africa</i>	1,829	3,089	4,506	3,564	282	181	302	1,909	141	304	81	1,349
Amerika Syarikat/ <i>U.S.A</i>	15,708	34,182	39,186	18,655	2,650	5,514	3,216	25,522	1,297	1,663	1,726	11,234
Argentina	4,949	4,530	5,796	3,620	448	112	151	2,630	603	358	563	3,823
Belanda/ <i>Netherlands</i>	1,555	825	1,079	2,671	13	27	20	491	135	198	60	1,426
Belgium	213	131	7,481	1,790	26	-	13	203	-	13	25	176
Brazil	10,681	15,659	12,036	10,987	1,315	1,187	1,219	10,304	1,065	802	1,126	7,952
China	279,038	285,716	315,556	292,689	12,809	14,813	14,470	169,118	26,073	27,546	22,175	202,013
Emiriah Arab Bersatu <i>United Arab Emirates</i>	57,439	51,665	36,860	27,075	6,239	11,577	5,913	46,365	10,020	8,447	7,139	43,953
Finland	6,391	18,186	25,885	18,467	-	-	-	1,552	605	806	1,008	4,274
Greece	100	148	273	382	9	-	9	116	11	11	-	100
Hong Kong	3	45	41	31	-	-	8	10	-	-	-	3
India	29,171	24,566	22,733	12,852	1,893	4,758	5,604	36,092	2,910	2,059	4,157	24,143
Iran, Republik Islam <i>Iran, Islamic Republic of</i>	14,796	17,745	15,076	20,132	40	120	60	3,650	1,153	2,298	560	8,110
Itali/ <i>Italy</i>	5,134	4,626	5,216	6,195	343	301	170	2,406	319	487	396	4,073
Jepun/ <i>Japan</i>	69	5,710	5,081	2,454	19	5	389	526	10	11	-	50
Jerman/ <i>Germany</i>	54,768	26,314	28,596	57,442	4,682	5,798	5,132	44,920	3,030	5,023	4,911	39,588
Kanada/ <i>Canada</i>	1,387	2,239	3,561	2,758	101	222	343	1,377	40	81	-	1,105
Korea, Rep. <i>Korea, Rep. of</i>	6,034	5,946	8,575	9,139	522	621	832	7,780	591	544	462	4,646

Nota/Notes : ^P **Awalan / Provisional** ^r **Pindaan / Revised**
 K.G.K / D.R.C - Kandungan Getah Kering / Dry Rubber Content

JADUAL 4 : EKSPORT GETAH ASLI MENGIKUT NEGARA YANG DITUJU (samb.)

Table 4 : Exports of Natural Rubber by Country of Destination (cont'd)

Tan metrik K.G.K.

Tonnes D.R.C.

Negara-Negara Utama Major Countries	2023	2022	2021	2020	2024			Jumlah Terkumpul Cumulative	2023			Jumlah Terkumpul Cumulative
					Sep. ^P	Ogo.	Jul.	Jan.-Sep. ^P 2024	Sep. ^P	Ogo.	Jul.	Jan.-Sep. 2023
Mesir/Egypt	9,375	10,900	8,715	7,642	658	816	610	7,675	1,043	680	655	5,912
Mexico	1,730	2,867	1,771	257	645	703	785	3,628	200	229	119	1,381
Pakistan	17,129	8,623	10,998	2,446	875	581	1,581	14,074	3,001	1,571	2,259	10,796
Perancis/France	3,077	3,062	9,650	6,176	670	608	260	3,637	356	74	419	2,443
Poland	913	948	1,237	1,373	87	20	72	484	9	106	66	732
Portugal	10,357	2,834	3,327	4,980	2,097	1,310	524	10,906	1,653	1,210	1,068	6,191
Sepanyol/Spain	1,461	1,042	2,304	2,229	136	122	204	1,239	172	149	62	955
Singapura/ Singapore	76	37	52	60	8	19	3	70	5	10	1	48
Sweden	91	185	426	482	-	-	-	65	20	-	-	48
Taiwan	2,448	3,601	4,068	13,728	70	126	311	1,816	181	59	262	1,465
Turki/Turkiye	15,319	17,435	16,809	14,814	673	869	1,070	9,554	1,313	917	738	10,676
Ukraine	-	11	42	57	-	-	-	-	-	-	-	-
United Kingdom	583	1,267	2,118	2,512	-	20	60	486	81	55	40	415
Vietnam	98	294	1,822	3,093	302	146	202	2,326	-	20	12	87
Negara lain Other countries	26,761	66,899	52,370	14,411	2,303	6,906	4,672	30,225	989	1,756	1,692	16,797
Jumlah Total	578,683	621,324	653,245	565,165	39,915	57,482	48,204	441,156	57,488	57,488	51,784	424,989

 Nota/Notes : ^P Awalan / Provisional ^r Pindaan / Revised

K.G.K / D.R.C - Kandungan Getah Kering / Dry Rubber Content

Jumlah berbeza disebabkan pembundaran / The total differs due to rounding

JADUAL 5: EKSPORT GETAH MUTU MALAYSIA (G.M.M.) MENGIKUT GRED
Table 5: Exports of Standard Malaysian Rubber (S.M.R.) by Grade

 Tan metrik K.G.K.
 Tonnes D.R.C.

Gred Grade					2024			Jumlah Terkumpul Cumulative	2023			Jumlah Terkumpul Cumulative
	2023 ^P	2022	2021	2020	Sep. ^P	Ogo.	Jul.	Jan.-Sep. ^P 2024	Sep. ^P	Ogo.	Jul.	Jan.-Sep. 2023
G.M.M. L S.M.R. L	627	450	759	1,072	39	100	38	503	90	59	39	520
G.M.M. 5 S.M.R. 5	1,976	3,156	3,003	3,011	363	282	121	2,126	302	81	161	1,572
G.M.M. 10 S.M.R. 10	141,366	174,476	165,867	143,681	14,007	16,125	14,513	119,042	12,451	12,636	9,826	97,237
G.M.M. 20 S.M.R. 20	375,501	388,370	418,311	366,475	21,050	33,864	29,163	273,759	40,048	39,880	36,861	280,623
G.M.M. GP S.M.R. GP	21,091	22,189	19,534	16,846	2,409	2,717	1,986	19,398	1,807	1,761	2,030	16,119
G.M.M. CV S.M.R. CV	18,303	5,391	9,333	10,995	521	2,859	628	12,269	1,123	1,628	1,350	14,062
Lain-Lain * Others	2,160	9,391	7,528	2,384	-	40	129	1,091	110	48	222	1,834
Jumlah Total	561,025	603,424	624,334	544,465	38,389	55,987	46,577	428,188	55,932	56,093	50,489	411,966

 Nota/Notes : ^P Awalan / Provisional ^r Pindaan / Revised

* Lain-lain termasuk housegrade / Others includes housegrade

K.G.K / D.R.C - Kandungan Getah Kering / Dry Rubber Content

Jumlah berbeza disebabkan pembundaran / The total differs due to rounding

JADUAL 6 : IMPORT GETAH ASLI MENGIKUT JENIS TERPILIH

Table 6 : Imports of Natural Rubber by Selected Types

Tan metrik K.G.K.
Tonnes D.R.C.

Jenis Type	Dari dan melalui Singapura From and via Singapore					Terus Negeri Asing Direct Foreign					Jumlah Total				
	2024			Jumlah Terkumpul Cumulative		2024			Jumlah Terkumpul Cumulative		2024			Jumlah Terkumpul Cumulative	
	Sep. ^P	Ogo.	Jul.	Jan.-Sep. ^P 2024	Jan.-Sep. 2023	Sep. ^P	Ogo.	Jul.	Jan.-Sep. ^P 2024	Jan.-Sep. 2023	Sep. ^P	Ogo.	Jul.	Jan.-Sep. ^P 2024	Jan.-Sep. 2023
Getah Asap Berbunga Ribbed Smoked Sheets	-	-	-	1,024	202	5,202	1,906	5,506	103,273	76,682	5,202	5,506	9,121	104,298	76,884
Lateks Pekat Latex Concentrate	-	0	-	0	47	18,779	19,531	18,289	163,304	149,354	18,779	18,289	16,976	163,304	149,401
Getah Berpiawaian [†] Standard Rubber	101	211	-	9,368	343	13,421	24,523	13,170	177,282	111,656	13,522	13,170	14,063	186,650	111,999
Jenis-jenis lain Other types	323	242	319	3,212	8,054	30,003	30,122	19,679	283,446	319,176	30,326	19,998	14,754	286,657	329,069
Jumlah Total	424	453	319	13,604	8,646	67,405	76,082	56,643	727,305	656,868	67,829	56,963	54,914	740,909	667,353

Jenis Type	Dari dan melalui Singapura From and via Singapore				Terus Negeri Asing Direct Foreign				Jumlah Total			
	2023	2022	2021	2020	2023	2022	2021	2020	2023	2022	2021	2020
Getah Asap Berbunga Ribbed Smoked Sheets	202	2,222	8,160	6,770	120,202	106,612	80,552	29,801	120,404	108,834	88,712	36,571
Lateks Pekat Latex Concentrate	47	-	7	597	200,302	286,931	337,247	347,714	200,348	286,931	337,254	348,311
Getah Berpiawaian [†] Standard Rubber	948	3,001	262	318	213,279	140,774	165,251	192,548	214,228	143,775	165,513	192,865
Jenis-jenis lain Other types	17,117	6,345	12,048	18,511	450,837	618,997	603,773	625,635	467,954	625,342	615,822	644,146
Jumlah Total	18,314	11,568	20,478	26,195	984,620	1,153,315	1,186,823	1,195,697	1,002,934	1,164,883	1,207,301	1,221,893

Nota/Notes : ^P Awalan / Provisional ^r Pindaan / Revised

* Piawaian getah secara teknikal setaraf dengan G.M.M. / Rubber by technical standard similar to S.M.R.

K.G.K / D.R.C - Kandungan Getah Kering / Dry Rubber Content

Jumlah berbeza disebabkan pembundaran / The total differs due to rounding

JADUAL 7 : IMPORT GETAH ASLI MENGIKUT NEGARA ASAL
Table 7: Imports of Natural Rubber by Country of Origin

 Tan metrik K.G.K.
 Tonnes D.R.C.

Negara-Negara Utama <i>Major Countries</i>	2023 ^P	2022	2021	2020	2024			Jumlah Terkumpul <i>Cumulative</i>	2023			Jumlah Terkumpul <i>Cumulative</i>
					Sep. ^P	Ogo.	Jul.		Jan.-Sep. ^P	Sep. ^P	Ogo.	
					2024							
Afrika Selatan/ <i>South Africa</i>	24,676	5,685	9,095	7,142	496	1,468	178	3,624	168	624	283	20,832
Argentina	932	1,077	968	383	-	-	-	-	-	-	-	529
Cameroon	1,938	767	1,586	539	642	830	-	5,224	528	263	20	1,187
China	11,646	795	855	797	-	-	101	1,078	2,461	2,272	1,157	6,335
Cote D'Ivoire	378,686	321,930	348,646	470,588	6,975	20,023	9,484	277,295	37,909	16,436	14,932	226,690
Congo	6,370	5,257	1,889	2,662	827	1,046	611	4,654	411	616	511	4,686
Filipina/ <i>Philippines</i>	78,452	145,090	156,806	130,140	8,901	8,894	6,102	51,346	5,289	7,679	7,070	56,939
Ghana	40,690	26,961	21,219	28,853	10,087	7,420	2,347	39,407	2,622	1,398	2,022	22,460
Guatemala	2,077	1,008	2,359	2,067	-	101	101	1,212	302	202	101	1,775
Guinea	9,259	1,919	1,160	4,778	2,060	1,171	1,401	9,747	481	1,179	1,157	6,035
India	1,748	4,263	7,372	3,147	-	-	-	20	-	-	101	1,748
Indonesia Rep.	13	2,117	6,782	19,365	814	-	15	899	-	-	-	13
Kemboja/ <i>Cambodia</i>	612	874	1,277	1,840	-	-	-	287	-	-	-	325
Liberia	17,251	33,850	26,368	11,628	1,961	3,970	481	18,404	1,663	1,138	2,007	12,192
Myanmar	34,313	79,779	81,504	28,080	5,009	1,312	4,943	62,220	77	-	785	29,084
Nigeria	4,163	923	2,120	2,400	721	272	136	3,397	726	494	202	2,021
Papua New Guinea	2,680	2,731	6,857	6,191	-	559	426	1,970	351	92	207	1,364
Sri Lanka	969	1,881	5,330	5,121	-	-	-	42	-	315	-	945
Thailand	370,543	514,515	512,815	478,136	25,034	24,806	26,149	238,183	34,890	27,216	23,586	263,823
Viet Nam	9,392	10,258	9,024	14,390	3,107	4,192	2,943	14,295	853	656	1,028	6,945
Negara lain/ <i>Other countries</i>	6,523	3,204	3,268	3,646	1,195	471	1,546	7,605	105	27	-	1,425
Jumlah <i>Total</i>	#####	#####	#####	#####	67,829	76,535	56,963	740,909	88,837	60,607	55,168	667,353

Nota/Notes : ^P Awalan / Provisional ^r Pindaan / Revised
 K.G.K / D.R.C - Kandungan Getah Kering / Dry Rubber Content
 Jumlah berbeza disebabkan pembundaran / The total differs due to rounding

JADUAL 8 : STOK GETAH ASLI PADA AKHIR BULAN MENGIKUT BANCI

Table 8 : Stocks of Natural Rubber held at the end of the month by Census

 Tan metrik K.G.K.
Tonnes D.R.C.

Banci Census	Pada akhir bulan At the end of the month	2024			2023		
		Sep. ^P	Ogo.	Jul.	Sep.	Ogo.	Jul.
Estet Getah Rubber Estates		172	238	272	177	283	253
Pemproses Getah Rubber Processors		114,799	117,601	131,373	136,015	126,456	141,825
Pengguna Getah Rubber Consumers		15,636	14,916	16,461	16,819	17,017	17,640
Jumlah Total		130,607	132,755	148,106	153,011	143,757	159,718

JADUAL 9 : PENGELUARAN DAN STOK LATEKS PEKAT

Table 9 : Production and Stocks of Concentrated Latex

 Tan metrik K.G.K.
Tonnes D.R.C.

Tempoh Period	Pengeluaran Production	Stok pada akhir tempoh Stocks at the end of period
2023	26,650	16,163
2022	31,789	17,278
2021	34,055	23,774
2020	34,453	24,788
2024 Jan.-Sep. ^P	21,813	13,431
2023 Jan.-Sep.	20,310	16,286
2024 Sep. ^P	1,103	13,431
Ogo.	2,480	14,391
Jul	2,967	15,384
2023 Sep. ^P	2,124	16,286
Ogo.	2,065	16,270
Jul	2,192	16,635

 Nota/Notes : ^P Awalan / Provisional
K.G.K / D.R.C - Kandungan Getah Kering / Dry Rubber Content

JADUAL 10 : PENGGUNAAN DOMESTIK GETAH ASLI MENGIKUT INDUSTRI

Table 10 : Domestic Consumption of Natural Rubber by Industry

Tan metrik K.G.K.

Tonnes D.R.C.

Tempoh Period	Keterangan Industri Industry Description	Industri tayar dan tiub Tyres and tubes industries	Membuat kasut getah Manufacture of rubber footwear	Membuat produk getah lain, t.k.m. Manufacture of other rubber products, n.e.c.							Semua industri pembuatan lain yang menggunakan getah asli All other manufacturing industries consuming natural rubber (a)	Jumlah Total	
				Campuran getah Rubber compound	Gelang getah Rubber bands	Kepingan- kepingan getah Rubber sheeting	Produk lateks Latex products			Produk getah lain Other rubber products			
							Sarung tangan getah Rubber gloves	Benang getah Rubber thread	Foam Foam	Produk lateks lain Other latex products			
2023		25,603	343	1,566	1,729	4,194	218,807	29,800	3,789	12,539	7,776	4,252	310,398
2022		31,314	415	1,574	2,025	6,907	312,314	36,877	4,446	14,099	7,890	8,735	426,594
2021		31,259	388	1,418	1,930	5,583	380,488	43,593	5,265	13,740	8,996	9,303	501,961
2020		32,640	346	1,690	1,866	4,162	401,566	40,029	5,948	13,113	9,322	8,050	518,732
2024	Jan.-Sep. ^P	20,211	490	1,612	1,218	2,288	116,960	23,739	782	7,687	21,260	5,194	201,441
2023	Jan.-Sep.	19,138	277	1,178	1,338	3,269	164,813	21,548	3,114	9,644	5,889	3,428	233,636
2024	Sep. ^P	1,843	29	98	132	5	14,405	2,889	72	1,139	2,101	458	23,171
	Ogo.	1,966	32	110	163	4	13,130	2,903	77	857	2,207	412	21,861
	Jul.	2,041	34	75	159	436	12,357	2,162	92	792	2,428	462	21,039
2023	Sep.	1,932	10	145	89	325	17,742	1,985	350	1,007	680	300	24,565
	Ogo.	1,854	8	154	67	344	18,206	2,194	351	987	644	349	25,159
	Jul.	3,237	26	129	236	402	17,750	2,055	308	1,136	667	716	26,661

Nota/Notes : ^P Awalan / Provisional

K.G.K / D.R.C - Kandungan Getah Kering / Dry Rubber Content

- (a) Semua industri pembuatan lain yang menggunakan getah asli mengikut keterangan industri termasuk industri membuat tali-temali, tali dan pintal, membuat keluaran pulpa, kertas dan kertas tebal, t.k.m., membuat keluaran-keluaran kimia, t.k.m., membuat keluaran-keluaran plastik, t.k.m., bengkel-bengkel, kabel dan dawai, membuat bahagian pengganti kereta motor dan kelengkapannya, membuat dan memasang basikal, basikal roda tiga dan beca.

All other manufacturing industries consuming natural rubber according to industry description includes cordage, rope and twine industries, manufacture of pulp, paper and paperboard articles, n.e.c., manufacture of chemical products, n.e.c., manufacture of plastic products, n.e.c., foundries, cables and wires, manufacture of motor vehicle parts and accessories, manufacture and assembly of bicycles, tricycles and trishaws.

JADUAL 11: HARGA PURATA BULANAN BAGI GETAH ASLI

Table 11 : Average Monthly Price of Natural Rubber

Sen/Kg

Tempoh Period	Harga di ladang Farmgate price		Sebut Harga pada waktu tengah hari - "F.O.B."** Noon Quotations - F.O.B.							
	Susu Getah Cair Field Latex	Sekerap Scrap	Lateks Pekat* Latex Concentrate	Getah Mutu Malaysia (1 - Pallet tan metrik) Standard Malaysian Rubber (1 - Tonne pallet)						
				G.M.M. CV S.M.R. CV	G.M.M. L S.M.R. L	G.M.M. 5 S.M.R. 5	G.M.M. GP S.M.R. GP	G.M.M. 10 S.M.R. 10	G.M.M. 20 S.M.R. 20	
2023	579.58	542.89	509.68	869.48	859.48	635.58	632.58	625.58	623.58	
2022	625.64	539.69	566.93	964.87	954.87	681.58	678.58	671.58	669.58	
2021	633.10	555.11	563.86	959.76	949.76	699.94	696.94	689.94	687.94	
2020	521.11	406.99	491.01	838.34	828.34	560.03	557.03	550.03	548.03	
2024	Jan.-Sep. ^p	764.54	650.53	688.59	1,167.64	1,157.64	793.70	788.70	778.70	773.70
2023	Jan.-Sep.	524.72	470.67	501.41	855.71	845.71	609.84	606.84	599.84	597.84
2024	Sep. ^p	735.56	687.01	679.65	1,152.75	1,142.75	840.93	835.93	825.93	820.93
	Ogo.	680.00	664.26	634.07	1,076.75	1,066.75	801.43	796.43	786.43	781.43
	Jul.	724.41	670.80	647.23	1,098.68	1,088.68	797.20	792.20	782.20	777.20
2024	Sep.	504.59	525.59	481.08	805.16	795.16	602.14	599.14	592.14	657.00
	Ogo.	501.67	462.05	471.09	805.16	795.16	602.14	599.14	592.14	590.14
	Jul.	520.98	471.14	490.18	837.00	827.00	606.43	603.43	596.43	594.43

Nota/Notes : * 60% Kandungan Getah Kering (K.G.K) / 60% Dry Rubber Content (D.R.C.)

** F.O.B. - Free On Board

Punca: Lembaga Getah Malaysia (LGM)

Source: Malaysian Rubber Board (MRB)

JADUAL 12 : GUNA TENAGA DAN GAJI & UPAH DIBAYAR MENGIKUT KATEGORI PEKERJA DI ESTET GETAH
Table 12 : Employment and Salaries & Wages Paid in Rubber Estates by Category of Workers

Seperti pada akhir tempoh As at end of period		Pekerja bergaji dan Gaji & Upah Employees and Salaries & Wages												
		Pekerja diambil secara langsung Employees directly employed						Pekerja diambil secara kontrak Employees on contract basis				Jumlah Total		
		Kakitangan Pentadbiran Administrative Staff		Pekerja Estet Estate Workers		Pekerja Kilang Factory Workers		Pekerja Estet Estate Workers		Pekerja Kilang Factory Workers				
		Bilangan pekerja Number of workers	Gaji & Upah Salaries & Wages (RM'000)	Bilangan pekerja Number of workers	Gaji & Upah Salaries & Wages (RM'000)	Bilangan pekerja Number of workers	Gaji & Upah Salaries & Wages (RM'000)	Bilangan pekerja Number of workers	Gaji & Upah Salaries & Wages (RM'000)	Bilangan pekerja Number of workers	Gaji & Upah Salaries & Wages (RM'000)	Bilangan pekerja Number of workers	Gaji & Upah Salaries & Wages (RM'000)	
2020	Dis.	1,723	4,484	5,954	10,719	48	101	2,003	3,030	-	-	9,728	18,334	
	2021	Dis.	1,639	4,612	4,790	8,926	-	-	1,557	2,280	-	-	7,986	15,819
	2022	Dis.	1,839	5,356	4,897	9,807	-	-	2,244	3,817	-	-	8,980	18,981
	2023	Dis.	1,836	5,183	4,599	8,647	-	-	2,810	4,270	-	-	9,245	18,100
2024	Sep. ^P	1,537	4,284	4,018	6,845	-	-	2,240	4,139	-	-	7,795	15,268	
	Ogo.	1,615	4,934	4,214	7,900	-	-	2,313	4,155	-	-	8,142	16,990	
	Jul.	1,662	4,651	4,398	8,319	-	-	2,339	4,417	-	-	8,399	17,387	
	2023	Sep.	2,043	5,462	5,373	8,956	-	-	2,975	4,892	-	-	10,391	19,310
	Ogo.	2,064	5,630	5,349	9,103	-	-	3,019	5,033	-	-	10,432	19,766	
	Jul.	2,028	5,355	5,307	10,107	-	-	2,871	4,932	-	-	10,206	20,393	

 Nota/Notes : ^P Awalan / Provisional

JADUAL 13 : PRODUKTIVITI PENGELUARAN DAN PENOREH BAGI ESTET GETAH

Table 13 : Productivity of Production and Tappers in Rubber Estates

Tempoh Period	Bilangan pekerja pada akhir tempoh Number of workers at end of period			Gaji & Upah (RM '000) Salaries & Wages			Keluasan ditanam pada akhir tempoh Planted area at end of period (Hektar) (Hectare)	Pengeluaran Production (Kg K.G.K) (Kg D.R.C)	Keluasan ditoreh pada akhir tempoh Tapped area at end of period (Hektar) (Hectare)	Purata bil. hari menoreh Average number of tapping days	Produktiviti pengeluaran Productivity of production (Kg/Hek) (Kg/Ha)	Produktiviti penoreh (sehari) Productivity of tappers (per day)			
	Pekerja Estet Estate Workers	Lain-Lain Others	Jumlah Total	Pekerja Estet Estate Workers	Lain-Lain Others	Jumlah Total						(RM)	(Kg K.G.K) (Kg D.R.C.)		
														Penoreh Tappers	Pekerja Ladang Field Workers
	Penoreh Tappers	Pekerja Ladang Field Workers		Penoreh Tappers	Pekerja Ladang Field Workers										
2023	5,073	2,336	1,844	9,253	95,780	64,859	65,531	226,171	115,270	50,381,492	49,582	230	1,016.1	82.3	43.3
2022	4,519	2,622	1,847	8,988	77,589	52,412	60,469	190,470	107,640	47,387,068	52,973	229	894.6	74.8	45.7
2021	4,232	2,115	1,647	7,994	75,305	40,753	49,996	166,054	85,617	45,347,184	43,143	246	1,051.1	72.5	43.6
2020	5,455	2,502	1,779	9,736	90,759	44,881	51,627	187,267	91,013	56,420,718	43,234	253	1,305.0	65.8	40.9
2024 Jan.-Sep. ^P	4,190	2,068	1,537	7,795	60,662	42,448	42,581	145,691	107,810	33,608,262	59,310	160	566.7	75.4	41.1
2023 Jan.-Sep.	5,551	2,797	2,043	10,391	67,616	49,074	49,395	166,085	115,393	36,916,040	58,912	174	626.6	70.2	38.2
2024 Sep. ^P	4,190	2,068	1,537	7,795	7,002	3,982	4,284	15,268	107,810	4,372,380	59,310	19	73.7	85.9	53.6
Ogo.	4,443	2,084	1,615	8,142	7,523	4,532	4,934	16,990	110,385	4,287,597	58,487	20	73.3	85.5	48.7
Jul.	4,498	2,239	1,662	8,399	8,043	4,693	4,651	17,387	110,531	4,729,020	55,871	21	84.6	85.5	50.3
2023 Sep.	5,551	2,797	2,043	10,391	8,400	5,448	5,462	19,310	116,386	4,732,430	58,912	20	80.3	76.9	43.3
Ogo.	5,477	2,891	2,070	10,438	8,504	5,633	5,630	19,766	116,386	5,214,736	58,803	20	88.7	76.5	46.9
Jul.	5,292	2,886	2,041	10,219	8,276	6,762	5,355	20,393	116,184	5,046,502	57,648	20	87.5	78.9	48.1

Nota/Notes :

^P Awalan / Provisional

K.G.K / D.R.C - Kandungan Getah Kering / Dry Rubber Content

JADUAL 14 : PENGELUARAN, KELUASAN DITOREH DAN PURATA BILANGAN HARI MENOREH BAGI ESTET GETAH MENGIKUT NEGERI

Table 14 : Production, Tapped Area and Average Number of Tapping Days in Rubber Estates by State

Negeri State (a)	Bilangan estet Number of estates	Pengeluaran Production Tan metrik K.G.K. Tonnes D.R.C.			Keluasan ditoreh pada akhir tempoh Tapped area at end of period Hektar Hectare			Purata bilangan hari menoreh Average number of tapping days		
		2024			2024			2024		
		Sep. ^P	Ogo.	Jul.	Sep. ^P	Ogo.	Jul.	Sep. ^P	Ogo.	Jul.
		Johor	17	432	420	436	4,040	4,374	3,566	22
Kedah & Perlis	33	527	482	690	10,124	10,166	10,166	18	19	21
Kelantan & Terengganu	69	1,882	1,764	1,986	25,643	20,483	20,210	19	19	20
Melaka & Negeri Sembilan	17	83	84	77	734	734	734	24	24	24
Pahang	24	898	895	894	9,115	9,115	8,190	22	22	23
Perak	15	90	101	172	1,616	2,131	2,131	17	18	19
Selangor	6	132	149	167	2,731	2,731	3,331	19	15	17
Sabah & Sarawak	7	395	393	307	6,137	6,137	6,137	20	21	23
Jumlah Total	188	4,439	4,288	4,729	60,140	55,871	54,465	19	21	20

Nota/Notes : ^P Awalan / Provisional

(a) Tiada estet direkodkan bagi negeri Pulau Pinang / No estates were recorded in Pulau Pinang.

K.G.K / D.R.C - Kandungan Getah Kering / Dry Rubber Content



JADUAL STATISTIK SUKU TAHUNAN
QUARTERLY STATISTICAL TABLES

JADUAL 15 : PENAWARAN DAN PERMINTAAN GETAH ASLI MENGIKUT SUKU TAHUNAN

Table 15 : Supply and Demand of Natural Rubber by Quarter

Tan metrik K.G.K.
Tonnes D.R.C.

Tempoh Period	Penawaran Supply					Permintaan Demand					
	Stok** pada awal tempoh Stocks at the beginning of period	Import * Imports	Pengeluaran Production			Jumlah Penawaran Total Supply	Eksport * Exports	Penggunaan Domestik Domestic Consumption	Stok pada akhir tempoh Stocks at the end of period	Jumlah Permintaan Total Demand	
			Estet Estates	Kebun Kecil*** Smallholdings	Jumlah Pengeluaran Total Production						
2020	244,930	1,221,893	56,421	458,281	514,702	1,981,525	565,165	518,732	249,551	1,333,448	
2021	249,551	1,207,301	45,347	424,322	469,669	1,926,521	653,245	501,961	285,245	1,440,451	
2022	285,245	1,164,883	47,387	329,660	377,047	1,827,174	621,324	426,594	201,360	1,249,278	
2023	201,360	1,002,934	50,381	297,474	347,856	1,552,149	578,683	310,398	191,304	1,080,385	
2020	ST1 / Q1	244,930	371,299	13,667	136,992	150,659	766,888	142,877	123,648		266,525
	ST2 / Q2		183,638	11,076	78,113	89,190	272,828	112,963	120,888		233,851
	ST3 / Q3		299,600	17,036	115,495	132,531	432,131	136,764	139,214		275,978
	ST4 / Q4		367,355	14,641	127,681	142,322	509,677	172,561	134,982	249,551	557,094
2021	ST1 / Q1	249,551	350,472	13,013	118,630	131,643	731,666	161,609	141,541		303,150
	ST2 / Q2		295,306	9,216	80,769	89,985	385,290	152,395	124,210		276,605
	ST3 / Q3		249,969	12,037	120,695	132,732	382,700	170,149	106,741		276,890
	ST4 / Q4		311,554	11,081	104,229	115,310	426,864	169,092	129,470	285,245	583,806
2022	ST1 / Q1	285,245	372,683	12,274	88,771	101,045	758,972	151,874	128,107		279,981
	ST2 / Q2		283,815	10,258	64,377	74,635	358,450	160,474	115,649		276,123
	ST3 / Q3		250,895	13,307	97,662	110,969	361,864	168,464	97,475		265,939
	ST4 / Q4		257,490	11,549	78,850	90,399	347,888	140,513	85,362	201,360	427,235
2023	ST1 / Q1	201,360	299,896	11,392	72,456	83,848	585,104	135,049	83,028		218,077
	ST2 / Q2		162,844	10,531	66,923	77,453	240,298	123,639	74,526		198,165
	ST3 / Q3		204,612	14,994	77,605	92,599	297,211	166,301	76,082		242,383
	ST4 / Q4		335,581	13,465	80,490	93,956	429,536	153,694	76,762	191,304	421,760
2024	ST1 / Q1	191,304	343,703	11,188	75,755	86,944	621,951	157,159	73,905		231,064
	ST2^P / Q2^P		195,880	9,031	67,817	76,848	272,727	138,396	61,436		199,832
	ST3^P / Q3^P		201,327	13,389	91,408	104,797	306,124	145,602	66,069	130,608	342,278

Nota/Notes : ^P Awalan / Provisional ^r Pindaan / Revised

ST - Suku Tahun / Q - Quarter

K.G.K / D.R.C - Kandungan Getah Kering / Dry Rubber Content

* Import dan Eksport - data hanya meliputi kod getah asli di bawah HS4001.10.000 hingga HS4001.29.999
Imports and Exports - the data only covers natural rubber codes under HS4001.10.000 to HS4001.29.999

** Stok merujuk pada awal tahun dan akhir tahun
Stock refers to beginning of the year and end of the year

*** Termasuk kebun kecil Lembaga Kemajuan Tanah Persekutuan (FELDA)
Includes Federal Land Development Authority (FELDA) smallholdings

JADUAL 16 : EKSPORT GETAH ASLI MENGIKUT NEGARA YANG DITUJU MENGIKUT SUKU TAHUNAN

Table 16 : Exports of Natural Rubber by Country of Destination by Quarter

Tan metrik K.G.K.
Tonnes D.R.C.

Negara-Negara Utama Major Countries	2020	2021	2022	2023 ^P	2021				2022				2023				2024		
					ST1	ST2	ST3	ST4	ST1	ST2	ST3	ST4	ST1	ST2	ST3	ST	ST1	ST2	ST3 ^P
					Q1	Q2	Q3	Q4	Q1	Q2	Q3	Q4	Q1	Q2	Q3	Q4	Q1	Q2	Q3 ^P
Afrika Selatan/ South Africa	3,564	4,506	3,089	1,829	951	1,059	1,949	548	1,130	903	476	580	333	490	526	480	732	411	766
Amerika Syarikat/U.S.A	18,655	39,186	34,182	15,708	5,816	6,430	17,191	9,749	7,583	15,417	6,323	4,859	3,201	3,347	4,686	4,473	6,051	8,092	11,379
Argentina	3,620	5,796	4,530	4,949	1,752	1,071	1,395	1,578	1,571	1,275	726	959	1,110	1,189	1,524	1,126	1,113	806	710
Belanda/Netherlands	2,671	1,079	825	1,555	358	485	73	164	243	269	107	206	821	212	393	128	351	80	60
Belgium	1,790	7,481	131	213	7,045	216	110	110	63	-	55	13	60	78	38	37	112	52	39
Brazil	10,987	12,036	15,659	10,681	4,061	2,438	3,024	2,512	3,763	3,790	4,518	3,587	2,384	2,574	2,994	2,729	3,435	3,148	3,721
China	292,689	315,556	285,716	279,038	73,475	84,291	76,254	81,537	70,323	65,963	75,587	73,843	67,693	58,526	75,794	77,025	71,445	55,582	42,092
Emiriah Arab Bersatu United Arab Emirates	27,075	36,860	51,665	57,439	12,474	5,261	7,378	11,747	14,390	10,654	14,031	12,590	11,189	7,159	25,606	13,486	14,598	8,039	23,728
Finland	18,467	25,885	18,186	6,391	7,278	5,645	5,040	7,923	5,786	6,451	3,730	2,219	746	1,109	2,419	2,117	706	847	-
Greece	382	273	148	100	88	54	101	29	79	21	37	11	50	28	23	-	79	18	18
Hong Kong	31	41	45	3	10	11	20	-	20	4	13	8	-	3	-	-	3	-	8
India	12,852	22,733	24,566	29,171	3,790	6,325	7,280	5,338	3,929	5,870	8,676	6,091	5,812	9,205	9,126	5,028	8,602	15,234	12,255
Iran, Republik Islam Iran, Islamic Republic of	20,132	15,076	17,745	14,796	6,468	1,610	2,250	4,749	4,352	3,906	5,553	3,934	2,032	2,067	4,011	6,686	1,994	1,436	220
Itali/ Italy	6,195	5,216	4,626	5,134	1,702	1,327	1,066	1,120	1,382	1,344	1,384	516	1,601	1,270	1,202	1,061	933	658	814
Jepun/ Japan	2,454	5,081	5,710	69	2,012	1,260	1,021	788	1,463	1,522	1,326	1,399	19	10	21	19	50	63	413
Jerman/ Germany	57,442	28,596	26,314	54,768	11,221	7,722	4,138	5,515	5,138	5,074	9,211	6,892	12,379	14,245	12,964	15,180	16,013	13,295	15,612
Kanada/ Canada	2,758	3,561	2,239	1,387	958	1,056	701	847	646	988	242	363	480	504	121	282	530	181	665
Korea, Rep. Korea, Rep. of	9,139	8,575	5,946	6,034	1,978	2,650	2,130	1,818	1,627	1,005	1,525	1,789	1,435	1,613	1,598	1,388	1,751	4,054	1,975

Nota/Notes : ^P Awalan / Provisional

K.G.K / D.R.C - Kandungan Getah Kering / Dry Rubber Content

Jumlah berbeza disebabkan pembundaran / The total differs due to rounding

ST - Suku Tahun / Q - Quarter

JADUAL 16 : EKSPORT GETAH ASLI MENGIKUT NEGARA YANG DITUJU MENGIKUT SUKU TAHUNAN (Samb.)

Table 16 : Exports of Natural Rubber by Country of Destination by Quarter (Cont'd)

Tan metrik K.G.K.
Tonnes D.R.C.

Negara-Negara Utama Major Countries	2020	2021	2022	2023 ^P	2021				2022				2023				2024		
					ST1	ST2	ST3	ST4	ST1	ST2	ST3	ST4	ST1	ST2	ST3	ST4	ST1	ST2	ST3 ^P
					Q1	Q2	Q3	Q4	Q1	Q2	Q3	Q4	Q1	Q2	Q3	Q4	Q1	Q2	Q3 ^P
Mesir/ Egypt	7,642	8,715	10,900	9,375	2,028	1,678	3,256	1,753	2,546	3,430	2,593	2,331	2,404	2,173	2,379	2,419	2,759	2,832	2,084
Mexico	257	1,771	2,867	1,730	60	381	260	1,069	1,146	482	974	265	730	302	549	149	954	541	2,132
Pakistan	2,446	10,998	8,623	17,129	2,495	1,961	2,233	4,310	1,816	2,918	2,946	942	2,001	4,966	6,832	3,331	5,579	5,458	3,037
Perancis/ France	6,176	9,650	3,062	3,077	975	1,434	6,129	1,113	1,418	622	582	441	1,587	363	849	279	1,258	841	1,539
Poland	1,373	1,237	948	913	298	293	271	375	302	269	296	81	224	335	182	172	191	114	179
Portugal	4,980	3,327	2,834	10,357	786	907	989	645	847	374	1,028	585	1,251	2,661	3,932	2,513	3,528	3,446	3,931
Sepanyol/ Spain	2,229	2,304	1,042	1,461	592	477	581	654	144	355	324	219	435	309	383	335	512	266	461
Singapura/ Singapore	60	52	37	76	16	12	18	6	14	10	8	5	17	20	16	23	15	26	30
Sweden	482	426	185	91	144	134	79	69	67	33	23	63	26	23	20	23	20	45	-
Taiwan	13,728	4,068	3,601	2,448	2,492	552	400	624	821	698	1,418	664	352	793	501	803	775	533	508
Turki/ Turkiye	14,814	16,809	17,435	15,319	4,510	3,900	4,455	3,944	4,793	5,002	4,753	2,888	5,879	3,141	2,969	3,330	4,173	2,770	2,612
Ukraine	57	42	11	-	10	32	-	-	11	-	-	-	-	-	-	-	-	-	-
United Kingdom	2,512	2,118	1,267	583	709	530	384	496	392	291	329	256	219	101	176	88	199	203	81
Vietnam	3,093	1,822	294	98	718	281	578	245	92	61	114	27	35	20	32	11	433	1,243	650
Negara lain Other countries	14,411	52,370	66,899	26,761	4,340	10,914	19,399	17,718	13,979	21,471	19,560	11,888	8,546	4,805	4,437	8,974	8,265	8,079	13,881
Jumlah Total	565,165	653,245	621,324	578,683	161,609	152,395	170,149	169,092	151,874	160,474	168,464	140,513	135,049	123,639	166,301	153,694	157,159	138,393	145,602

Nota/Notes : ^P Awalan / Provisional ^r Pindaan / Revised
K.G.K / D.R.C - Kandungan Getah Kering / Dry Rubber Content
Jumlah berbeza disebabkan pembundaran / The total differs due to rounding
ST - Suku Tahun / Q - Quarter

JADUAL 17 : IMPORT GETAH ASLI MENGIKUT NEGARA ASAL MENGIKUT SUKU TAHUNAN

Table 17: Imports of Natural Rubber by Country of Origin by Quarter

 Tan metrik K.G.K.
Tonnes D.R.C.

Negara Asal Country of Origin	2020	2021	2022	2023 ^P	2021				2022				2023				2024		
					ST1	ST2	ST3	ST4	ST1	ST2	ST3	ST4	ST1	ST2	ST3	ST4	ST1	ST2	ST3 ^P
					Q1	Q2	Q3	Q4	Q1	Q2	Q3	Q4	Q1	Q2	Q3	Q4	Q1	Q2	Q3 ^P
Afrika Selatan/ South Africa	7,142	9,095	5,685	24,676	433	573	4,184	3,904	2,567	1,140	1,252	726	16,899	2,859	1,074	3,843	702	781	2,141
Argentina	383	968	1,077	932	-	363	81	524	-	81	524	472	529	-	-	403	-	-	-
Cameroon	539	1,586	767	1,938	552	363	591	80	40	404	181	141	202	174	811	752	2,826	925	1,472
China	797	855	795	11,646	107	36	270	442	425	370	-	-	-	445	5,891	5,311	-	978	101
Cote D'Ivoire	470,588	348,646	321,930	378,686	118,973	104,033	51,788	73,852	97,564	75,800	63,674	84,891	113,950	43,464	69,276	151,996	164,257	76,556	36,482
Congo	2,662	1,889	5,257	6,370	228	168	569	924	511	2,596	570	1,580	1,775	1,372	1,539	1,684	960	1,211	2,483
Filipina/ Philippines	130,140	156,806	145,090	78,452	44,629	38,740	28,991	44,446	50,907	38,402	29,358	26,423	20,705	16,196	20,039	21,513	18,988	8,461	23,897
Ghana	28,853	21,219	26,961	40,690	5,819	5,015	2,514	7,871	8,519	7,515	2,183	8,743	9,548	6,870	6,042	18,230	11,710	7,843	19,854
Guatemala	2,067	2,359	1,008	2,077	605	343	605	806	-	403	302	302	605	565	605	302	706	304	202
Guinea	4,778	1,160	1,919	9,259	23	801	45	291	-	578	471	870	1,514	1,704	2,817	3,224	1,608	3,507	4,632
India	3,147	7,372	4,263	1,748	4,811	2,183	252	126	2,750	1,473	-	40	634	1,014	101	-	20	-	-
Indonesia Rep.	19,365	6,782	2,117	13	2,608	2,220	1,568	386	765	1,352	-	-	-	13	-	-	9	62	829
Kemboja/ Cambodia	1,840	1,277	874	612	732	220	324	-	650	24	200	-	220	105	-	287	287	-	-
Liberia	11,628	26,368	33,850	17,251	6,698	6,457	7,982	5,232	11,308	8,079	8,819	5,643	4,200	3,183	4,809	5,059	7,622	4,372	6,411
Myanmar	28,080	81,504	79,779	34,313	16,726	17,356	23,671	23,752	45,933	21,783	3,541	8,521	23,479	4,743	862	5,229	27,043	23,913	11,265
Nigeria	2,400	2,120	923	4,163	640	873	360	247	68	45	514	295	113	486	1,421	2,142	1,527	741	1,129
Papua New Guinea	6,191	6,857	2,731	2,680	1,942	2,475	1,423	1,018	432	888	874	537	164	549	650	1,316	480	505	985
Sri Lanka	5,121	5,330	1,881	969	3,990	501	622	218	932	103	695	152	614	16	315	24	22	20	-
Thailand	478,136	512,815	514,515	370,543	137,679	109,071	121,390	144,675	145,955	118,825	135,008	114,725	100,690	77,441	85,692	106,719	101,172	61,023	75,988
Viet Nam	14,390	9,024	10,258	9,392	2,801	2,975	1,623	1,625	2,849	1,702	2,442	3,266	3,326	1,081	2,537	2,447	2,318	1,734	10,243
Negara lain/ Other countries	3,646	3,268	3,204	6,523	478	543	1,115	1,132	508	2,251	285	161	729	563	132	5,098	1,446	2,947	3,212
Jumlah Total	1,221,893	1,207,301	1,164,883	1,002,934	350,472	295,306	249,969	311,554	372,683	283,815	250,895	257,490	299,896	162,844	204,612	335,581	343,703	195,880	201,327

 Nota/Notes : ^P Awalan / Provisional ^r Pindaan / Revised

K.G.K / D.R.C - Kandungan Getah Kering / Dry Rubber Content

Jumlah berbeza disebabkan pembundaran / The total differs due to rounding

ST - Suku Tahun / Q - Quarter

JADUAL 18 : PENGGUNAAN DOMESTIK GETAH ASLI MENGIKUT INDUSTRI MENGIKUT SUKU TAHUNAN

Table 18 : Domestic Consumption of Natural Rubber by Industry Quarterly

Tan metrik K.G.K.
Tonnes D.R.C.

Tempoh Period	Keterangan Industri Industry Description	Industri tayar dan tiub Tyres and tubes industries	Membuat kasut getah Manufacture of rubber footwear	Membuat produk getah lain, t.k.m. Manufacture of other rubber products, n.e.c.							Semua industri pembuatan lain yang menggunakan getah asli All other manufacturing industries consuming natural rubber (a)	Jumlah Total	
				Campuran getah Rubber compound	Gelang getah Rubber bands	Kepingan- kepingan getah Rubber sheeting	Produk lateks Latex products			Produk getah lain Other rubber products			
							Sarung tangan getah Rubber gloves	Benang getah Rubber thread	Foam Foam	Produk lateks lain Other latex products			
2020		32,640	346	1,690	1,866	4,162	401,566	40,029	5,948	13,113	9,322	8,050	518,732
2021		31,259	388	1,418	1,930	5,583	380,488	43,593	5,265	13,740	8,996	9,303	501,961
2022		31,314	415	1,574	2,025	6,907	312,314	36,877	4,446	14,099	7,890	8,735	426,594
2023		25,603	343	1,566	1,729	4,194	218,807	29,800	3,789	12,539	7,776	4,252	310,398
2020	ST1 / Q1	8,559	111	436	413	948	93,815	10,399	1,573	3,295	2,493	1,606	123,648
	ST2 / Q2	4,867	44	444	307	866	100,386	6,475	1,545	2,793	1,764	1,397	120,888
	ST3 / Q3	9,704	109	431	576	1,171	106,009	11,403	1,342	3,319	2,555	2,595	139,214
	ST4 / Q4	9,510	82	379	570	1,177	101,355	11,752	1,488	3,706	2,510	2,452	134,982
2021	ST1 / Q1	9,490	111	311	566	898	108,213	12,105	1,307	3,465	2,632	2,442	141,541
	ST2 / Q2	6,183	86	374	434	1,236	96,031	10,482	1,097	3,631	2,230	2,425	124,210
	ST3 / Q3	6,119	101	329	442	1,088	82,194	8,401	1,446	3,131	1,690	1,802	106,741
	ST4 / Q4	9,466	90	405	487	2,362	94,050	12,605	1,414	3,513	2,445	2,633	129,470
2022	ST1 / Q1	8,882	85	407	485	1,921	95,518	11,972	1,168	3,532	2,032	2,105	128,107
	ST2 / Q2	8,245	99	408	485	1,986	85,835	10,053	1,044	3,226	1,877	2,391	115,649
	ST3 / Q3	7,948	121	391	558	1,456	71,022	6,442	1,098	3,599	2,196	2,645	97,475
	ST4 / Q4	6,239	110	368	496	1,544	59,939	8,410	1,136	3,741	1,785	1,594	85,362
2023	ST1 / Q1	6,809	128	407	506	1,381	58,549	8,029	1,078	3,290	1,958	893	83,028
	ST2 / Q2	5,308	106	343	442	816	52,889	7,285	1,026	3,215	1,926	1,171	74,526
	ST3 / Q3	7,022	44	428	390	1,071	53,375	6,235	1,009	3,139	2,005	1,364	76,082
	ST4 / Q4	6,465	66	388	391	925	53,994	8,252	675	2,894	1,887	824	76,762
2024	ST1 / Q1	8,383	313	723	319	706	41,928	8,091	274	2,617	7,784	2,767	73,905
	ST2 / Q2	5,948	82	606	444	1,136	34,361	7,695	268	2,282	6,739	1,095	60,657
	ST3 ^P / Q3 ^P	5,880	95	283	454	445	39,892	7,954	241	2,788	6,736	1,332	66,101

Nota/Notes : ^P Awalan / Provisional

ST - Suku Tahun / Q - Quarter

K.G.K / D.R.C - Kandungan Getah Kering / Dry Rubber Content

(a) Semua industri pembuatan lain yang menggunakan getah asli mengikut keterangan industri termasuk industri membuat tali-temali, tali dan pintal, membuat keluaran pulpa, kertas dan kertas tebal, t.k.m., membuat keluaran-keluaran kimia, t.k.m., membuat keluaran-keluaran plastik, t.k.m., bengkel-bengkel, kabel dan dawai, membuat bahagian pengganti kereta motor dan kelengkapannya, membuat dan memasang basikal, basikal roda tiga dan beca.

All other manufacturing industries consuming natural rubber according to industry description includes cordage, rope and twine industries, manufacture of pulp, paper and paperboard articles, n.e.c., manufacture of chemical products, n.e.c., manufacture of plastic products, n.e.c., foundries, cables and wires, manufacture of motor vehicle parts and accessories, manufacture and assembly of bicycles, tricycles and trishaws.

Muka surat ini sengaja dibiarkan kosong
This page is deliberately left blank



NOTA TEKNIKAL

TECHNICAL NOTE

NOTA TEKNIKAL

1. Pendahuluan

Penerbitan ini memuatkan perangkaan utama getah asli yang diperoleh daripada Banci Estet Getah (RE), Banci Pemproses Getah (RP) dan Banci Pengguna Getah (RC) yang dilaksanakan setiap bulan.

2. Objektif

Objektif utama penerbitan ini adalah untuk memaparkan perangkaan getah asli berkaitan pengeluaran, import, eksport, penggunaan domestik dan stok. Di samping itu, data harga, bilangan pekerja, gaji & upah dan produktiviti di estet getah turut dimuatkan. Perangkaan ini akan membantu dalam perancangan dan penggubalan dasar serta pembuat keputusan bagi industri berasaskan getah.

3. Kuasa perundangan

Banci ini dilaksanakan di bawah Akta Perangkaan 1965 (Disemak 1989). Seksyen 5 di bawah Akta ini menghendaki mana-mana pertubuhan yang beroperasi di Malaysia untuk memberikan maklumat sebenar atau anggaran terbaik kepada Jabatan. Mengikut Akta ini, kandungan soal selidik yang diterima adalah sulit dan hanya angka agregat diterbitkan. Sementara itu, Seksyen 7 di bawah Akta yang sama memperuntukkan denda kepada responden yang gagal memberi kerjasama kepada banci yang dijalankan.

4. Skop dan liputan

Banci ini meliputi semua estet getah, kilang pemproses getah dan kilang pengguna getah di Malaysia yang berdaftar dengan Suruhanjaya Syarikat Malaysia (SSM), Lembaga Getah Malaysia (LGM) dan Pihak Berkuasa Kemajuan Pekebun Kecil Perusahaan Getah (RISDA).

Banci RE meliputi industri penanaman pokok getah (estet). Industri peringkat 5 digit (01291) ini dikelaskan mengikut Piawaian Klasifikasi Industri Malaysia (MSIC) 2008. Banci RP meliputi kilang-kilang yang memproses getah asli mentah untuk menjadi produk separa siap (Contoh: Getah Mutu Malaysia (G.M.M.), susu getah pekat, dsb.). Manakala banci RC meliputi kilang-kilang yang menggunakan getah asli mentah/produk separa siap dan diproses menjadi produk siap (Contoh: tayar, sarung tangan getah dsb.).

5. Rangka (sumber)

Rangka banci getah dikemas kini setiap tahun untuk mengambil kira pertumbuhan baru dan sebarang perubahan yang berlaku kepada pertumbuhan seperti tutup, tidak beroperasi, perubahan jenis aktiviti, lokasi kilang atau alamat pos.

6. Metodologi

Banci ini dilaksanakan secara meluas menggunakan borang soal selidik RE, RP dan RC. Responden diberi tempoh satu bulan untuk melengkap dan mengembalikan borang soal selidik tersebut kepada Jabatan ini. Kerja luar dijalankan untuk mendapatkan borang lengkap daripada pertumbuhan yang tidak respons.

7. Konsep dan definisi

Konsep dan definisi yang digunakan adalah berasaskan kepada syor-syor Pejabat Perangkaan Pertumbuhan Bangsa-Bangsa Bersatu¹ dan *The Association of Natural Rubber Producing Countries (ANRPC)*. Konsep berkenaan mengikut amalan yang sudah diterima pakai bagi memudahkan perbandingan data dibuat di peringkat antarabangsa.

8. Takrif industri getah

Estet getah

- (i) Semua kawasan, bersambungan atau berpecah-pecah dengan keluasan tidak kurang daripada 40.47 hektar (100 ekar), ditanam dengan getah atau di mana penanaman getah dibenarkan dan di bawah satu hak milik yang sah; atau
- (ii) Mana-mana keluasan tanaman getah yang telah wujud dalam estet kelapa, koko atau kelapa sawit.

Kebun kecil getah

Meliputi semua kawasan, bersambungan atau berpecah-pecah, berjumlah kurang daripada 40.47 hektar (100 ekar), ditanam dengan getah atau di mana penanaman getah dibenarkan dan di bawah satu hak milik yang sah. Kebun kecil getah terdiri daripada tersusun dan tidak tersusun. Kebun kecil yang tersusun meliputi kawasan di bawah rancangan kerajaan seperti berikut:-

- (i) Lembaga Kemajuan Tanah Persekutuan (FELDA);
- (ii) Pihak Berkuasa Kemajuan Pekebun Kecil Perusahaan Getah (RISDA);
- (iii) Lembaga Penyatuan dan Pemulihan Tanah Negara (FELCRA);
- (iv) Rancangan tanah Kerajaan Persekutuan yang lain; dan
- (v) Rancangan tanah Kerajaan Negeri.

¹ *International Recommendations for Industrial Statistics, United Nations' Statistical Office, Statistical Papers, Series, M No. 90, United Nations, New York, 2009.*

Keluasan ditanam

Keluasan bertanam dengan getah (matang dan/atau belum matang) dan tidak terbiar selama-lamanya.

Keluasan ditoreh

Keluasan di bawah getah matang yang telah ditoreh termasuk kawasan yang "direhatkan" di bawah sistem giliran torehan.

Pengeluaran

Pengeluaran getah asli merujuk kepada kandungan getah kering (KGK) bagi susu getah cair, getah keping dan skrap (getah buku dan getah kulit) yang dihasilkan oleh estet dan pekebun kecil. Data ini dikumpul dari data pembelian getah mentah oleh kilang pemproses (RP).

Hasil

Hasil diperoleh dengan membahagikan jumlah pengeluaran dengan purata luas hektar yang ditoreh pada bulan rujukan.

Data import dan eksport dikumpul oleh Jabatan daripada borang pengikraran import dan eksport yang diperoleh daripada Jabatan Kastam Diraja Malaysia dan Lembaga-Lembaga Zon Bebas. Angka perdagangan luar negeri Malaysia tidak termasuk perdagangan antara kawasan iaitu antara Semenanjung Malaysia, Sabah dan Sarawak.

9. Import dan Eksport

Import

Sesuatu barang yang dibawa masuk ke dalam negara, sama ada secara terus atau disimpan di gudang-gudang yang dikawal. Barang-barang tersebut adalah sama ada untuk kegunaan sendiri, diproses, digunakan dalam perkilangan ataupun untuk dieksport semula ke negara lain. Pengelasan import ini diistilahkan juga sebagai 'import umum'. Di dalam laporan ini, import dikelaskan mengikut negara asal barang tersebut, iaitu negara di mana barang berkenaan terakhir dibuat sebelum ianya diimportkan ke dalam kawasan pendaftaran.

Eksport

Sesuatu barang (keluaran atau buatan tempatan atau diimport untuk dieksport semula) yang dibawa keluar dari negara. Di dalam laporan ini, eksport dikelaskan mengikut negara dituju, iaitu negara di mana barang-barang berkenaan dijangka akan digunakan, sejauh mana ia boleh ditentukan pada masa ianya dieksport. Bagi barang yang dihantar berdasarkan "*Optional bill of lading*", pelabuhan pertama yang diikrarkan dianggap sebagai negara yang dituju. Sekiranya maklumat negara yang dituju bagi barang-barang yang dieksport melalui Singapura tidak diketahui/diperoleh, eksport sedemikian diambilkira sebagai eksport ke Singapura, iaitu di bawah kategori yang sama seperti barang-barang yang digunakan di Singapura. Eksport termasuk eksport semula. Pengkelasan eksport ini diistilahkan juga sebagai 'eksport umum'. Data import dan eksport hanya meliputi kod getah asli di bawah HS4001.10.000 hingga HS4001.29.999.

10. Penggunaan domestik

Ia merujuk kepada penggunaan domestik getah asli seperti Getah Asap Berbunga (G.A.B.), susu getah pekat, Getah Mutu Malaysia (G.M.M.) dan sebagainya oleh pertubuhan pembuatan di Malaysia untuk mengeluarkan barangan seperti tayar dan tiub, kasut getah, sarung tangan getah, gelang getah, getah campuran dan lain-lain. Ianya tidak termasuk getah campuran & tebus guna getah dan getah sintetik.

11. Stok

Ia adalah stok getah yang dimiliki oleh sesebuah pertubuhan tidak kira di mana stok tersebut ditempatkan iaitu sama ada di dalam atau di luar kilang. Ia termasuk stok getah yang belum/sedang/telah diproses. Stok dilaporkan pada awal dan akhir bulan.

12. Harga

Harga purata pembeli waktu tengah hari bagi getah "F.O.B." di Kuala Lumpur. Data ini diperoleh daripada Lembaga Getah Malaysia (LGM).

13. Hak milik

Hak milik sesebuah pertubuhan dikelaskan mengikut taraf residen pemilik/pemilik-pemilik modal berbayar yang terbesar (melebihi 50 peratus) dan bukannya mengikut taraf kerakyatan mereka.

- (i) Residen Malaysia ialah individu, syarikat atau organisasi lain yang lazimnya terletak di Malaysia untuk jangka masa sekurang-kurangnya satu tahun. Cawangan dan anak syarikat asing yang didaftarkan/diperbadankan di Malaysia adalah dianggap sebagai pemastautin Malaysia.
- (ii) Bukan residen Malaysia ialah individu, syarikat atau organisasi lain yang lazimnya terletak di negara selain Malaysia. Cawangan dan anak syarikat milik residen Malaysia di luar negeri juga dianggap sebagai bukan residen Malaysia.
- (iii) Hak milik bersama ialah residen Malaysia atau bukan residen Malaysia memegang jumlah saham yang sama banyak dalam perniagaan berkenaan.

14. Guna tenaga

Jumlah pekerja

Bilangan orang yang bekerja pada bulan Disember atau pada tempoh pembayaran gaji terakhir bagi bulan rujukan.

Gaji & upah dibayar

Pembayaran tunai, termasuk bonus yang dibayar komisen, bayaran lebih masa, elaun kos sara hidup dan elaun-elaun lain yang dibayar kepada semua pekerja bergaji dalam tempoh tahun rujukan. Sementara caruman pekerja kepada Kumpulan Wang Simpanan Pekerja (KWSP) dan Pertubuhan Keselamatan Sosial (PERKESO) turut dimasukkan, caruman oleh majikan dikecualikan. Elaun kepada pemilik yang bekerja, rakan niaga yang bekerja dan pekerja keluarga tidak bergaji juga dikecualikan.

15. Pembundaran

Jumlah bagi komponen mungkin berbeza dengan jumlah besar dalam jadual penerbitan disebabkan oleh pembundaran angka.

16. Nota dan simbol

K.G.K	Kandungan Getah Kering
RM	Ringgit Malaysia
Kg/Hek	Kilogram sehektar
-	Tiada data

TECHINICAL NOTES

1. Introduction

This publication provides principal statistics of Natural Rubber information on rubber obtained from the Census of Rubber Estates (RE), Census of Rubber Processors (RP) and Census of Rubber Consumers (RC) were conducted every month.

2. Objective

The main objective of this report is to provide statistics on rubber with regards to production, imports, exports, domestic consumption and stocks. In addition, data of prices, number of employees, salaries & wages and productivity in rubber estates are also included. These statistics will assist the government in development planning, policy making and decision-makers of rubber based industries.

3. Legal authority

The survey was conducted under the provisions of the Statistics Act, 1965 (Revised 1989). Section 5 of this Act requires all establishments operating in Malaysia to provide actual information or best estimates to the Department. The Act stipulates that the contents of the individual returns received are confidential and only aggregated figures are published. Meanwhile, Section 7 under the same Act provides the penalty to the respondents that could not comply with the survey undertaken.

4. Scope and coverage

The census covered all rubber estates, rubber processor factories and rubber consumer factories in Malaysia registered with the Companies Commission of Malaysia (SSM), Malaysian Rubber Board (MRB) and Rubber Industry Smallholders Development Authority (RISDA).

The census of RE covered growing of rubber trees (estates). This industrial 5-digit level (01291) is classified under the Malaysia Standard Industrial Classification (MSIC) 2008. Census of RP covered the factories processing raw natural rubber into semi-finished products (Example: Standard Malaysian Rubber (S.M.R.), Latex Concentrate (LC) etc.). Whereas census of RC covered to factories consuming raw natural rubber/semi-finished products and processed into finished products (Example: tyres, gloves etc.).

5. Frame (source)

The frame (source) of rubber censuses are updated annually to take into account new establishments and to record any changes in the status of the establishments such as closed down, not operation, change in activities and location or postal addresses.

6. Methodology

The census was primarily conducted through mail enquiry using RE, RP and RC questionnaire. Respondents were given one month to complete and return the questionnaire to the Department. Field enumeration was then carried out to collect the complete questionnaire from the establishments that did not respond.

7. Concepts and definitions

Concepts and definitions used are based on the recommendations of the United Nations' Statistical Office¹ and The Association of Natural Rubber Producing Countries (ANRPC). These concepts adhere to accepted practices, thereby facilitating international comparability of data.

8. Definition of rubber industry

Rubber estate

- (i) All areas, contiguous or non-contiguous, aggregating not less than 40.47 hectares (100 acres), planted with rubber or on which the planting of rubber is permitted and is under a single legal ownership; or*
- (ii) Any area planted with rubber in a coconut, cocoa or oil palm estate.*

Rubber smallholding

It is defined as all areas, contiguous or non-contiguous, aggregating less than 40.47 hectares (100 acres), planted with rubber or on which the planting of rubber is permitted and is under a single legal ownership. Smallholdings can be organized or unorganized. Organized smallholdings include those under various government schemes such as follows :-

- (i) Federal Land Development Authority (FELDA);*
- (ii) Rubber Industry Smallholders Development Authority (RISDA);*
- (iii) Federal Land Consolidation and Rehabilitation Authority (FELCRA);*
- (iv) Other Federal Government land schemes; and*
- (v) State Government land schemes.*

¹ *International Recommendations for Industrial Statistics, United Nations' Statistical Office, Statistical Papers, Series, M No. 90, United Nations, New York, 2009.*

Planted area

The area planted with rubber (mature and/or immature) and which has not been abandoned permanently.

Tapped area

The area under mature rubber that has been tapped including areas "rested" under rotational systems.

Production

Production of natural rubber refers to the dry rubber content (DRC) of field latex, rubber sheets and scrap (lump and bark) produced by estates and smallholders. This data is collected from the purchasing data of raw rubber processor factories.

Yield

The yield is derived by dividing the total production by the average hectareage tapped during the reference month.

The data on imports and exports are compiled by the Department of Statistics from declaration forms sourced from the Malaysian Royal Customs Department and Free Zone Authorities. External trade data for Malaysia do not include inter-regional trade between Peninsular Malaysia, Sabah and Sarawak.

9. Imports and Exports

Import

Goods are brought into the country either directly or into bonded warehouses, whether or not such goods are for consumption, to be processed, used in manufacturing or for subsequent re-exports to other countries. This categorization of imports is also termed as 'general imports'. In this report, imports are classified according to the country of origin of the goods, that is, the country where the goods are given the final form before they are imported into the registration area.

Exports

Goods (locally produced or manufactured or imported for subsequent re-exports) taken out of the country. In this report, exports are classified according to the country of destination, that is, the country where it is expected that the goods will be consumed insofar as this can be ascertained at the time of export. In the case of goods shipped on an "Optional bill of lading", the country of destination refers to that of the first port declared. If the information regarding the country of destination of goods exported via Singapore is not known/available, such exports are included under the value of exports to Singapore that is, under the same category as goods consumed in Singapore. Exports include re-exports. This categorization of exports is also termed as 'general exports'. Data of imports and exports only covers natural rubber codes under HS4001.10.000 to HS4001.29.999.

- 10. Domestic consumption** *This refers to the usage of natural rubber such as latex concentrate, Ribbed Smoked Sheet (R.S.S.), Standard Malaysian Rubber (S.M.R.), etc. by manufacturing establishments in Malaysia to produce products such as tyres and tubes, rubber footwear, rubber gloves, rubber bands and others. Excluding rubber compound & reclaimed rubber and synthetics rubber.*
- 11. Stocks** *This refers to stocks of rubber owned by establishments regardless where it is located i.e. inside or outside the factory. They include stocks of unprocessed/in process/processed rubber. Stocks are reported as at the beginning and the end of the month.*
- 12. Prices** *Average buyers' mid-day prices for rubber "F.O.B." in Kuala Lumpur. Data on prices are obtained from Malaysian Rubber Board (MRB).*
- 13. Ownership** *The ownership of an establishment is classified by the residential status of the owner(s) of the majority (more than 50 per cent) of the paid-up capital and not by their citizenship status.*
- 14. Employment** (i) *Malaysian resident is any individual, company or other organization ordinarily domiciled in Malaysia for a period of at least one year. Malaysian registered branches and incorporated subsidiaries of foreign based/origins are also regarded as residents.*

- (ii) *Non-Malaysian resident is any individual, company or other organization ordinarily domiciled in a country other than Malaysia. Foreign branches and/or subsidiaries abroad owned by residents are also regarded as non-residents.*
- (iii) *Joint-Ownership is any Malaysian residents and Non-Malaysian residents held equal shares in the business.*

Total number of persons engaged

Number of persons working during December or the last pay period of the reference month.

Salaries & wages paid

Salaries & wages paid refer to cash payments, including bonuses, paid commissions, overtime wages, cost of living and allowances made to all employees during the reference year. While the employees' contributions to Employees' Provident Fund (EPF) and Social Security Organisation (SOCSO) is included. The employer's contributions are excluded. Allowances to working proprietor, working partners and unpaid family worker are also not included.

15. Rounding

The sum of the components may not add up to the totals in the tables presented in this publication due to rounding.

16. Notes and symbols

<i>D.R.C</i>	<i>Dry Rubber Content</i>
<i>RM</i>	<i>Ringgit Malaysia</i>
<i>Kg/Ha</i>	<i>Kilogram per hectare</i>
<i>-</i>	<i>Nil</i>

