

MEDIA STATEMENT



MINISTRY OF ECONOMY
DEPARTMENT OF STATISTICS MALAYSIA

Block C6 & C7, Complex C,
Federal Government Administrative Centre, Precinct 1,
62514 Federal Territory of Putrajaya
Telephone : 03 - 8090 4681

IMMEDIATE RELEASE

ECONOMIC CENSUS 2023 MANUFACTURING SECTOR

The Economic Census 2023 identified 14,323 establishments in the manufacture of agro-based product, generating RM363.8 billion of gross output in 2022

PUTRAJAYA, 31 JULY 2024 – The report on the Economic Census 2023 for the Manufacturing sector was officially launched on 29 July 2024, by YB Rafizi Ramli, Minister of Economy. This publication presents the Manufacturing statistics obtained from the Economic Census 2023 for the reference year 2022. Principal statistics related to number of establishments, gross output, intermediate input, value added, persons engaged, salaries & wages, fixed assets and women-owned establishments are reported at national and state level.

Commenting on the Economic Census 2023 of Manufacturing sector report, Dato' Sri Dr. Mohd Uzir Mahidin, the Chief Statistician said, "The Economic Census 2023 revealed 54,505 Manufacturing **establishments** operating in 2022, with an increase of 1.5 per cent as compared to the preceding census for the reference year 2015 (49,101 establishments). The census identified that the establishments were operating in 254 industries according to the Malaysian Standard Industrial Classification. Over the past seven years, the highest increment was observed in the Non-metallic mineral products, basic metal and fabricated metal products sub-sector (19.0%); followed by the Wood products, furniture, paper products and printing sub-sector (17.8%); and Food products sub-sector (16.8%).

The Micro, Small and Medium Enterprises (MSMEs) made up 94.5 per cent of overall Manufacturing establishments in 2022, reduced by 2.6 percentage points from 97.1 per cent in 2015. While most Manufacturing sub-sectors posted the MSMEs share above 95 per cent, the sub-sector of Electrical, electronic and optical products; and Petroleum, chemical, rubber and plastic products recorded MSMEs shares less than 90 per cent. Additionally, the census discovered that industries such as the production of batteries and accumulators, specifically for electric vehicles, and the manufacturing of renewable energy products like solar panels, have garnered significant interest, thus becoming potential Manufacturing industries. In contrast, the slower-growing industries

were observed in the custom tailoring; the manufacture of tobacco products; and the production of magnetic and optical recording media due to declining demand during the period.”

The Chief Statistician elaborated, “The value of **gross output** for the Manufacturing sector surged by 7.5 per cent annually to register RM1.89 trillion in 2022. This upturn was largely supported by the Petroleum, chemical, rubber and plastic products sub-sector with an increase of 9.9 per cent to RM579.6 billion (2015: RM299.1 billion). This was followed by the Electrical, electronic and optical products sub-sector with a 29.6 per cent share and a value of RM560.7 billion (2015: RM321.8 billion). These two sub-sectors benefited from increasing global demand for medical supplies and electronic devices, despite the challenges posed by the COVID-19 pandemic since 2020. Hence, it contributed to the sector's overall growth trajectory.”

The Chief Statistician further commented, “In tandem with the increase in gross output, the **intermediate input** for the Manufacturing sector rose by 7.6 per cent annually to RM1,478.8 billion as compared to RM884.8 billion in 2015. The increase in intermediate input expenditure, which outpaced the gross output, was primarily influenced by the higher local producer prices as well as the global rise in crude oil and commodity prices during the period.

Hence, the **value added** of the Manufacturing sector was marking an annual growth of 7.1 per cent to reach RM414.9 billion in 2022 (2015: RM257.1 billion). The main contributor to the increase was the Petroleum, chemical, rubber, and plastic products sub-sector (share: 33.2%), which ascended by 8.5 per cent. The second rank was the Electrical, electronic, and optical products sub-sector, which contributed 29.0 per cent share with an annual growth rate of 8.3 per cent. Following closely was the Food products sub-sector (share: 11.1%), which grew by 7.5 per cent.”

In addition, the number of **persons engaged** in the Manufacturing sector grew by 1.5 per cent annually to record a total of 2.3 million persons in 2022 (2015: 2.1 million persons). The Electrical, electronic, and optical products sub-sector employed the highest number of 629.9 thousand persons which accounted for 26.8 per cent. Next is the Petroleum, chemical, rubber, and plastic products sub-sector which employed 437.6 thousand persons (share: 18.7%) in 2022. Almost 60 per cent or 59.5 per cent was employed in export-oriented industries. Meanwhile, the remaining 40.5 per cent was in the domestic-oriented industries, largely involved in the manufacture of food processing; leather & footwear; and transport equipment products.

Semi-skilled workers comprised the highest number with 1.7 million persons (72.7%), followed by skilled workers (18.2%), and low-skilled workers (9.1%) in 2022. Nearly 50 per cent of the overall employed persons in this sector obtained the highest qualification of SPM/SPM(V) or equivalent. Meanwhile, the Diploma holders and above constituted 35.1 per cent, totalling 824.7 thousand persons.

The Chief Statistician added, “The total **salaries & wages** paid in the Manufacturing sector expanded by 5.8 per cent annually to RM97.2 billion in 2022. The average salary & wages in the Manufacturing sector amounted to RM3,513 per month in 2022. The Electrical, electronic and optical products sub-sector recorded the highest average

salary & wages of RM4,361 per month. Conversely, the lowest average salary & wages was in the Textiles, wearing apparel and leather products sub-sector at RM2,249 per month. In addition, skilled workers received the highest average salaries & wages at RM8,068 per month followed by semi-skilled workers (RM2,578 per month) and low-skilled workers (RM2,030 per month)."

In conjunction with the Agriculture Census 2024, Dato' Sri Dr. Mohd Uzir Mahidin also highlighted the performance of the agriculture-based industry, "In 2022, there were 14,323 establishments were involved in the manufacture of agro-based products. A total of 8,296 establishments involved in food-based products, representing 57.9 per cent, while the remaining 6,027 establishments were produced non-food-based products. Additionally, the gross output of non-food-based products amounted to RM267.2 billion, which made up 73.4 per cent of the total output of the agriculture-based industry. Meanwhile, food-based products reached RM96.7 billion, with a contribution of 26.6 per cent."

Adding to this, the Chief Statistician said, "A total of 8,469 establishments, or 15.5 per cent of the overall Manufacturing establishments in 2022, were owned by women. Nearly 45 per cent was involved with the Textiles, wearing apparel, leather and footwear products sub-sector, followed by the Food products sub-sector with a share of 28.9 per cent. These two sub-sectors are also known as labour intensive industries. **Women-owned** establishments in the Manufacturing sector generated a gross output value of RM41.2 billion and employed 126.5 thousand persons. More than 90 per cent of women-owned establishments were Individual proprietorships and Private limited companies constituted 67.5 per cent and 24.5 per cent respectively.

Elaborating on the economic performance by **states**, Dato' Sri Dr. Mohd Uzir Mahidin added, "Nearly 70 per cent of gross output in the Manufacturing sector was contributed by Selangor (share: 27.3%); Johor (share: 16.7%); Pulau Pinang (share: 16.0%); and Sarawak (share: 9.3%). In terms of the annual growth rate, four states registered higher increments than the national level namely Selangor (7.7%); Johor (9.2%); Pulau Pinang (10.0%); and Sarawak (8.1%)."

Concluding his statement, Dato' Sri Dr. Mohd Uzir Mahidin said, "With the Economic Census 2023 data, it can provide a clearer picture and better understanding of the post-pandemic economic structure in 2022, as well as identify any imbalances that require attention. The data collected from this census serves as an important basis for the government, investors and researchers to make better decisions and to formulate effective strategies and policies to move the country's economy forward."

The Department of Statistics Malaysia (DOSM) has launched OpenDOSM NextGen as a medium that provides a catalogue of data and visualisations to facilitate users' analysis of various data and can be accessed through <https://open.dosm.gov.my>.

DOSM is conducting the Agricultural Census in 2024. Please visit <https://www.myagricensus.gov.my/> for more information. The theme is "Agriculture Census, Key to Agricultural Development."

The Government of Malaysia has declared National Statistics Day (MyStats Day) on October 20th each year. MyStats Day theme is “Statistics is the Essence of Life”. DOSM commemorates its 75th Diamond Jubilee in 2024.

Exhibit 1: Principal Statistics of Manufacturing Sector, 2015 and 2022








	2015	2022	CAGR
 Number of Establishments	49,101	54,505	1.5%
 Gross Output	RM1,142.0 billion	RM1,893.7 billion	7.5%
 Intermediate Input	RM884.8 billion	RM1,478.8 billion	7.6%
 Value Added	RM257.1 billion	RM414.9 billion	7.1%
 Persons Engaged	2,119,158	2,346,253	1.5%
 Salaries & Wages	RM65.5 billion	RM97.2 billion	5.8%
 Fixed Assets	RM296.8 billion	RM377.9 billion	3.5%

Exhibit 2: Gross Output by Sub-sector, 2015 and 2022








	Gross Output		Share (%)		CAGR (%)
	2015	2022	2015	2022	
 Manufacturing	RM1,142.0 billion	RM1,893.7 billion			7.5
 Petroleum, chemical, rubber and plastic products	RM299.1 billion	RM579.6 billion	26.2	30.6	9.9
 Electrical, electronic and optical products	RM321.8 billion	RM560.7 billion	28.2	29.6	8.3
 Food products	RM199.8 billion	RM303.6 billion	17.5	16.0	6.2
 Non-metallic mineral products, basic metal and fabricated metal products	RM134.8 billion	RM198.9 billion	11.8	10.5	5.7
 Transport equipment, other manufacturing and repair	RM92.0 billion	RM122.2 billion	8.1	6.5	4.2
 Wood products, furniture, paper products and printing	RM62.9 billion	RM88.6 billion	5.5	4.7	5.0
 Textiles, wearing apparel, leather and footwear products	RM18.2 billion	RM24.1 billion	1.6	1.3	4.1
 Beverages and tobacco products	RM13.4 billion	RM15.9 billion	1.2	0.8	2.5

Exhibit 3: Gross Output by State, 2015 and 2022


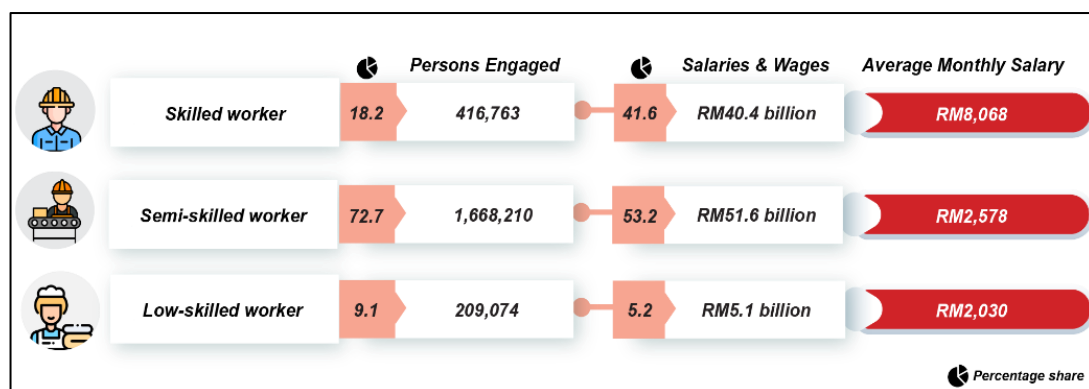




Exhibit 4: Full-time Paid Employees and Salaries & Wages by Category of Skill



Ehhibit 5: Women-Owned Establishment by Sub-sector, 2022

	Share gross output (%)	Number of Establishments	Gross Output (RM billion)	Value Added (RM billion)	Persons Engaged
 Manufacturing		8,469	41.2	10.5	126,518
 Food products	30.7	2,446	12.6	2.4	25,478
 Petroleum, chemical, rubber and plastic products	21.9	383	9.0	2.3	17,722
 Wood products, furniture, paper products and printing	13.8	832	5.7	1.4	23,090
 Textiles, wearing apparel, leather and footwear products	9.8	3,693	4.0	1.6	28,888
 Non-metallic mineral products, basic metal and fabricated metal products	8.3	502	3.4	1.0	12,413
 Electrical, electronic and optical products	6.8	183	2.8	0.7	9,455
 Transport equipment, other manufacturing and repair	6.1	391	2.5	0.7	8,742
 Beverages and tobacco products	2.7	39	1.1	0.4	730

Released by:

DEPARTMENT OF STATISTICS MALAYSIA

31 JULY 2024