



**JABATAN PERDANA MENTERI
JABATAN PERANGKAAN MALAYSIA**

PERANGKAAN PEMBUATAN BULANAN
MONTHLY MANUFACTURING STATISTICS

APRIL **2022**
APRIL

Dikeluarkan pada : **10** **JUN** **2022**
Released on *JUNE*

PEMAKLUMAN / ANNOUNCEMENT

Jabatan Perangkaan Malaysia (DOSM) sedang menjalankan Survei Pendapatan, Perbelanjaan Isi Rumah dan Kemudahan Asas (HIES/BA) 2022 bermula dari 1 Januari 2022 sehingga 31 Disember 2022 dan Survei Ekonomi Tahunan (AES) 2022 bermula dari 15 April 2022 sehingga 30 September 2022. DOSM amat menghargai kerjasama daripada responden yang terpilih untuk memberikan maklumat kepada DOSM serta menjayakan survei ini. Sila layari www.dosm.gov.my untuk maklumat lanjut.

Penerbitan statistik ekonomi dan sosial iaitu PocketStats yang mengandungi statistik suku tahunan dan tahunan boleh diperolehi dari portal DOSM atau melalui pautan https://bit.ly/PocketStatsS1_2022.

Dimaklumkan bahawa Kerajaan Malaysia telah mengisytiharkan Hari Statistik Negara (MyStats Day) pada 20 Oktober setiap tahun. Tema sambutan MyStats Day adalah "Connecting the World with Data We Can Trust".

The Department of Statistics Malaysia (DOSM) is conducting the Household Income, Expenditure and Basic Amenities Survey (HIES/BA) 2022 from 1st January 2022 until 31st December 2022 and the Annual Economic Survey (AES) 2022 from 15th April 2022 until 30th September 2022. DOSM greatly appreciates the cooperation given by selected respondents by sharing their information with DOSM and making the survey a success. Please visit www.dosm.gov.my for more information.

Economic and social statistics publication namely PocketStats which contain quarterly and annual statistics can be obtained from the DOSM portal or via the link https://bit.ly/PocketStatsQ1_2022.

Please be informed that the Government of Malaysia has declared National Statistics Day (MyStats Day) on October 20 each year. MyStats Day theme is "Connecting the World with Data We Can Trust".

Diterbitkan dan dicetak oleh / *Published and printed by:*

Jabatan Perangkaan Malaysia

Department of Statistics, Malaysia

Blok C6, Kompleks C,

Pusat Pentadbiran Kerajaan Persekutuan

62514 Putrajaya,

MALAYSIA

Tel.	: 03-88857000
Faks/Fax	: 03-88889248
Portal	: https://www.dosm.gov.my
Facebook/Twitter/ Instagram	: StatsMalaysia
Emel/Email	: info@dosm.gov.my (pertanyaan umum/general enquiries) data@dosm.gov.my (pertanyaan & permintaan data/data request & enquiries)
Harga/Price	: RM10.00

Diterbitkan pada Jun 2022/*Published in June 2022*

Hakcipta terpelihara/All rights reserved.

Tiada bahagian daripada terbitan ini boleh diterbitkan semula, disimpan untuk pengeluaran atau ditukar dalam apa-apa bentuk atau alat apa jua pun kecuali setelah mendapat kebenaran daripada Jabatan Perangkaan Malaysia. Pengguna yang mengeluarkan sebarang maklumat dari terbitan ini sama ada yang asal atau diolah semula hendaklah meletakkan kenyataan berikut:

“Sumber: Jabatan Perangkaan Malaysia”.

No part of this publication may be reproduced or distributed in any form or by any means or stored in database without the prior written permission from Department of Statistics, Malaysia. Users reproducing content of this publication with or without adaptation should quote the following.

“Source: Department of Statistics, Malaysia”.

ISSN 0128-3499



KATA PENGANTAR

Penerbitan ini memaparkan perangkaan nilai jualan, bilangan pekerja bergaji dan gaji & upah secara bulanan berdasarkan Survei Pembuatan Bulanan. Objektif utama penerbitan ini adalah untuk menyediakan data aliran terkini sektor pembuatan bagi membantu pengguna dalam perancangan dan penggubalan dasar serta membuat keputusan.

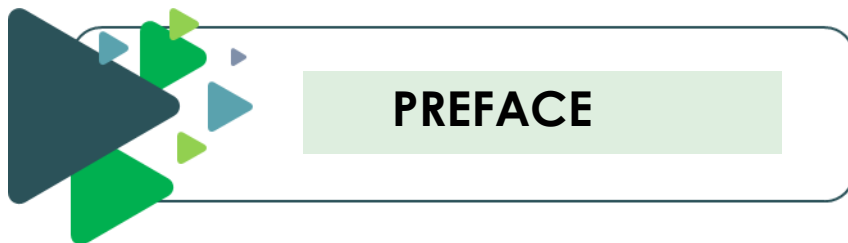
Ringkasan penemuan dan jadual perangkaan yang terperinci dipaparkan masing-masing pada bahagian pertama dan kedua penerbitan ini. Sementara itu, aspek teknikal seperti skop dan liputan, konsep dan definisi yang digunakan dimuatkan pada bahagian ketiga bagi membantu pengguna memahami statistik yang diterbitkan.

Jabatan Perangkaan Malaysia merakamkan penghargaan atas kerjasama yang diberikan oleh responden dan juga semua pihak yang telah menyumbang secara langsung dan tidak langsung dalam menjayakan penerbitan ini. Setiap maklum balas dan cadangan untuk penambahbaikan penerbitan ini pada masa akan datang amat dihargai.

Dato' Sri Dr. Mohd Uzir Mahidin

Ketua Perangkawan Malaysia

Jun 2022



This publication presents monthly statistics on sales value, number of employees and salaries & wages based on the Monthly Manufacturing Survey. The main objective of this publication is to provide statistics on the latest trends of the manufacturing sector to assist users in the planning and formulation of policies and decision making.

The summary findings and detailed statistical tables are highlighted in the first and second part of this publication. Meanwhile, the technical aspects on scope and coverage, concepts and definitions used are provided in the third part to assist users to understand the published statistics.

The Department of Statistics, Malaysia gratefully acknowledges the co-operation rendered by the respondents as well as all parties who have contributed directly and indirectly in making this publication a success. Every feedback and suggestion towards improving future publication is highly appreciated.

Dato' Sri Dr. Mohd Uzir Mahidin

Chief Statistician Malaysia

June 2022



KANDUNGAN

CONTENTS

	Muka Surat <i>Page</i>
Kata Pengantar / Preface	i - ii
Kandungan / Contents	iii - iv
Kalendar Awalan Keluaran 2022 / Advance Release Calendar 2022	v
Penemuan Utama / Main Findings	
Ringkasan Penemuan Perangkaan Pembuatan Bulanan (PPB), April 2022 <i>Summary of Findings Monthly Manufacturing Statistics (MMS), April 2022</i>	1 - 8
Jadual / Tables	
1 Perangkaan Utama Bagi Sektor Pembuatan <i>Principal Statistics of Manufacturing Sector</i>	9
1.1a Nilai Jualan Sektor Pembuatan Mengikut Subsektor <i>Sales Value of Manufacturing Sector by Sub-sector</i>	10 - 11
1.1b Nilai Jualan Sektor Pembuatan Mengikut Subsektor: Perubahan Peratusan Tahunan <i>Sales Value of Manufacturing Sector by Sub-sector: Annual Percentage Change</i>	12 - 13
1.1c Nilai Jualan Sektor Pembuatan Mengikut Subsektor: Perubahan Peratusan Bulanan/Suku Tahunan <i>Sales Value of Manufacturing Sector by Sub-sector: Monthly/Quarterly Percentage Change</i>	14 - 15
1.2a Bilangan Pekerja Bergaji Sektor Pembuatan Mengikut Subsektor <i>Number of Paid Employees of Manufacturing Sector by Sub-sector</i>	16 - 19
1.2b Bilangan Pekerja Bergaji Sektor Pembuatan Mengikut Subsektor: Perubahan Peratusan Tahunan <i>Number of Paid Employees of Manufacturing Sector by Sub-sector: Annual Percentage Change</i>	20 - 21
1.2c Bilangan Pekerja Bergaji Sektor Pembuatan Mengikut Subsektor: Perubahan Peratusan Bulanan/Suku Tahunan <i>Number of Paid Employees of Manufacturing Sector by Sub-sector: Monthly/Quarterly Percentage Change</i>	22 - 23
1.3a Gaji dan Upah yang Dibayar Sektor Pembuatan Mengikut Subsektor <i>Salaries and Wages Paid of Manufacturing Sector by Sub-sector</i>	24 - 25
1.3b Gaji dan Upah yang Dibayar Sektor Pembuatan Mengikut Subsektor: Perubahan Peratusan Tahunan <i>Salaries and Wages Paid of Manufacturing Sector by Sub-sector: Annual Percentage Change</i>	26 - 27



KANDUNGAN

CONTENTS

Muka Surat

Page

Jadual / Tables

1.3c	Gaji dan Upah yang Dibayar Sektor Pembuatan Mengikut Subsektor: Perubahan Peratusan Bulanan/Suku Tahunan <i>Salaries and Wages Paid of Manufacturing Sector by Sub-sector: Monthly/Quarterly Percentage Change</i>	28 - 29
1.4a	Nilai Jualan Sektor Pembuatan Mengikut Kumpulan <i>Sales Value of Manufacturing Sector by Group</i>	30 - 45
1.4b	Nilai Jualan Sektor Pembuatan Mengikut Kumpulan: Perubahan Peratusan Tahunan <i>Sales Value of Manufacturing Sector by Group: Annual Percentage Change</i>	46 - 53
1.4c	Nilai Jualan Sektor Pembuatan Mengikut Kumpulan: Perubahan Peratusan Bulanan/Suku Tahunan <i>Sales Value of Manufacturing Sector by Group: Monthly/Quarterly Percentage Change</i>	54 - 61
1.5a	Bilangan Pekerja Bergaji Sektor Pembuatan Mengikut Kumpulan <i>Number of Paid Employees of Manufacturing Sector by Group</i>	62 - 77
1.5b	Bilangan Pekerja Bergaji Sektor Pembuatan Mengikut Kumpulan: Perubahan Peratusan Tahunan <i>Number of Paid Employees of Manufacturing Sector by Group: Annual Percentage Change</i>	78 - 85
1.5c	Bilangan Pekerja Bergaji Sektor Pembuatan Mengikut Kumpulan: Perubahan Peratusan Bulanan/Suku Tahunan <i>Number of Paid Employees of Manufacturing Sector by Group: Monthly/Quarterly Percentage Change</i>	86 - 93
1.6a	Gaji dan Upah yang Dibayar Sektor Pembuatan Mengikut Kumpulan <i>Salaries and Wages Paid of Manufacturing Sector by Group</i>	94 - 109
1.6b	Gaji dan Upah yang Dibayar Sektor Pembuatan Mengikut Kumpulan: Perubahan Peratusan Tahunan <i>Salaries and Wages Paid of Manufacturing Sector by Group: Annual Percentage Change</i>	110 - 117
1.6c	Gaji dan Upah yang Dibayar Sektor Pembuatan Mengikut Kumpulan: Perubahan Peratusan Bulanan/Suku Tahunan <i>Salaries and Wages Paid of Manufacturing Sector by Group: Monthly/Quarterly Percentage Change</i>	118 - 125
2	Pengeluaran Produk Utama dalam Industri Pembuatan yang Terpilih <i>Production of Major Products in Selected Manufacturing Industries</i>	126 - 134

Nota Teknikal / Technical Notes

135 - 130



**KALENDAR KELUARAN AWALAN 2022,
PERANGKAAN PEMBUATAN BULANAN**
ADVANCE RELEASE CALENDAR YEAR 2022,
MONTHLY MANUFACTURING STATISTICS

Bulan rujukan / Reference month	Tarikh / Date
Januari 2022 / January 2022	11.03.2022
Februari 2022 / February 2022	11.04.2022
Mac 2022 / March 2022	10.05.2022
April 2022 / April 2022	10.06.2022
Mei 2022 / May 2022	08.07.2022
Jun 2022 / June 2022	09.08.2022
Julai 2022 / July 2022	09.09.2022
Ogos 2022 / August 2022	12.10.2022
September 2022 / September 2022	08.11.2022
Oktober 2022 / October 2022	12.12.2022
November 2022 / November 2022	10.01.2023
Disember 2022 / December 2022	08.02.2023

Nota / Notes :

Kenyataan akhbar dihantar kepada pihak media pada tarikh pengeluaran dengan masa embargo ditetapkan bagi penyiaran. Kenyataan akhbar tersebut disiarkan selepas masa embargo di portal Jabatan Perangkaan Malaysia (<http://www.dosm.gov.my>)

A press statement is issued to the media on the date of release with a specified embargo time for release. The press statement is posted after the embargo time on the portal of Department of Statistics, Malaysia (<http://www.dosm.gov.my>)

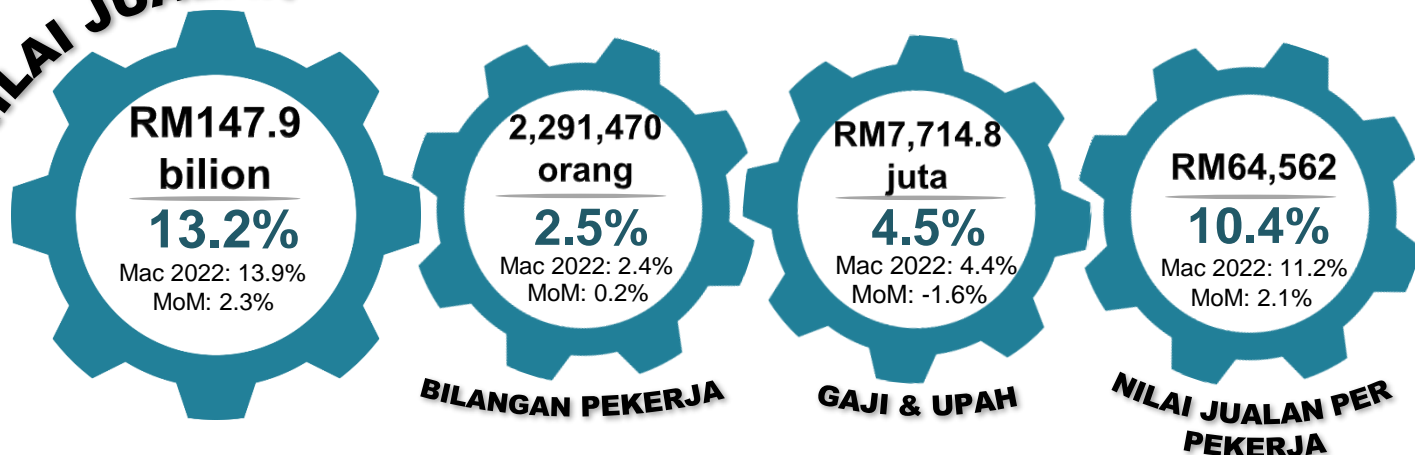


RINGKASAN PENEMUAN
SUMMARY OF FINDINGS

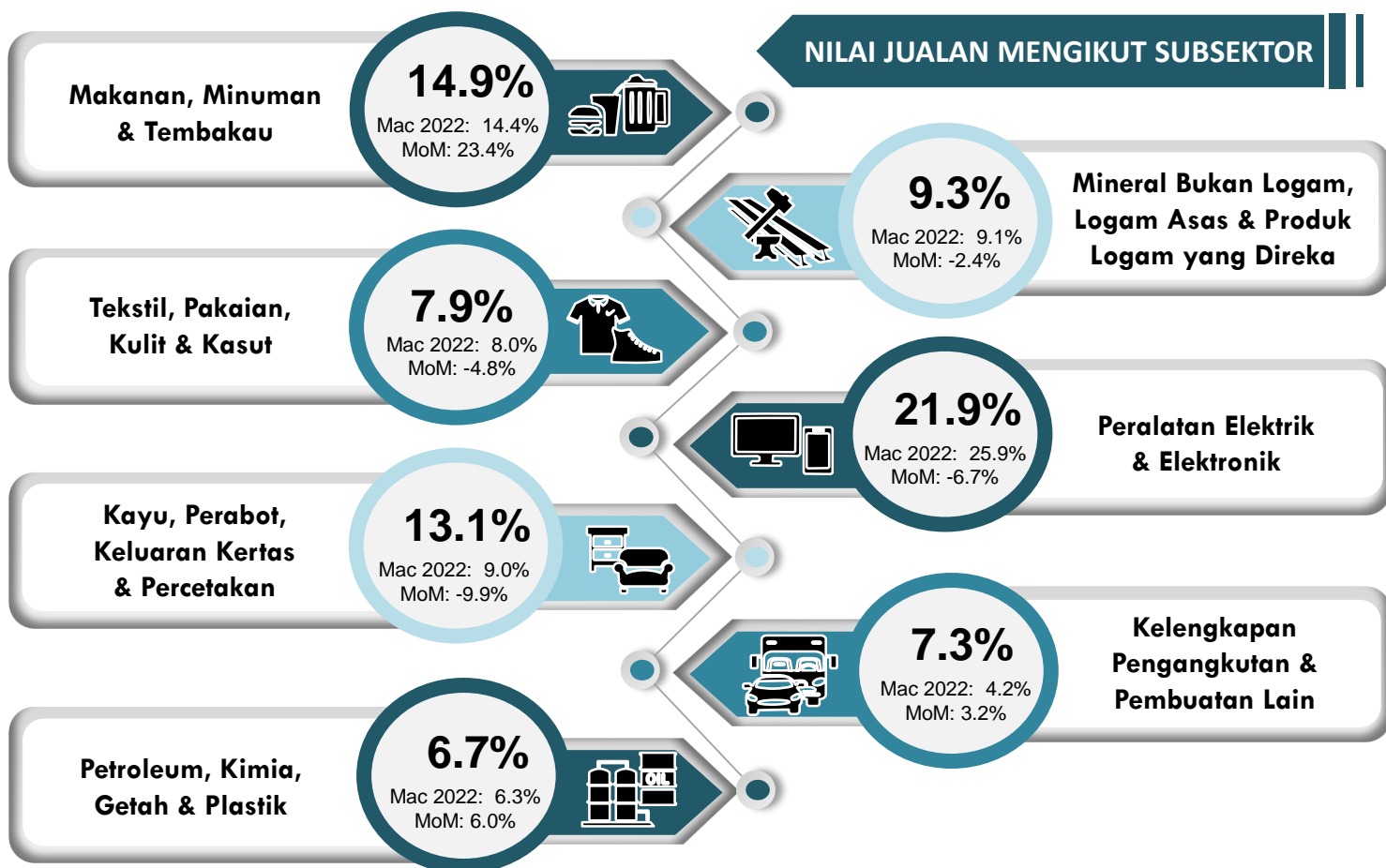


Jualan sektor Pembuatan Malaysia terus merekodkan pertumbuhan dua digit 13.2 peratus dengan nilai sebanyak RM147.9 bilion pada April 2022

NILAI JUALAN



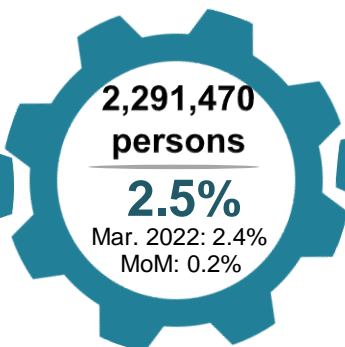
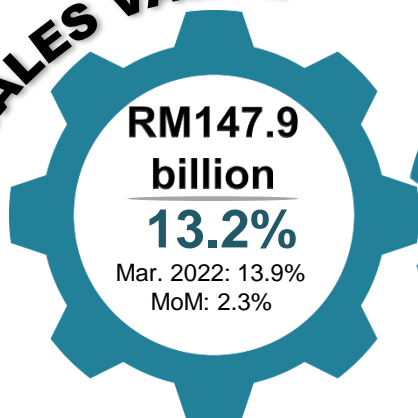
NILAI JUALAN MENGIKUT SUBSEKTOR



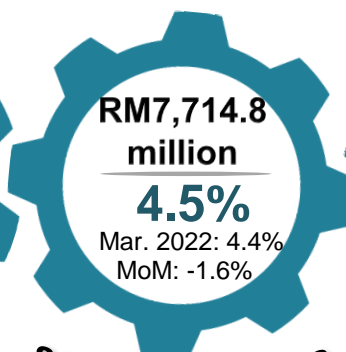


Malaysia's Manufacturing sales continued to record a double-digit growth of 13.2 per cent with RM147.9 billion in April 2022

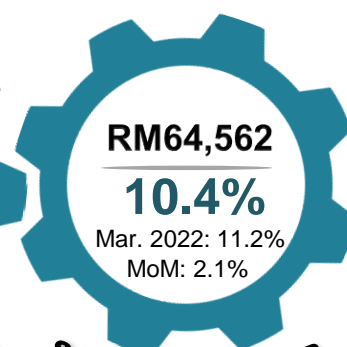
SALES VALUE



NUMBER OF EMPLOYEES

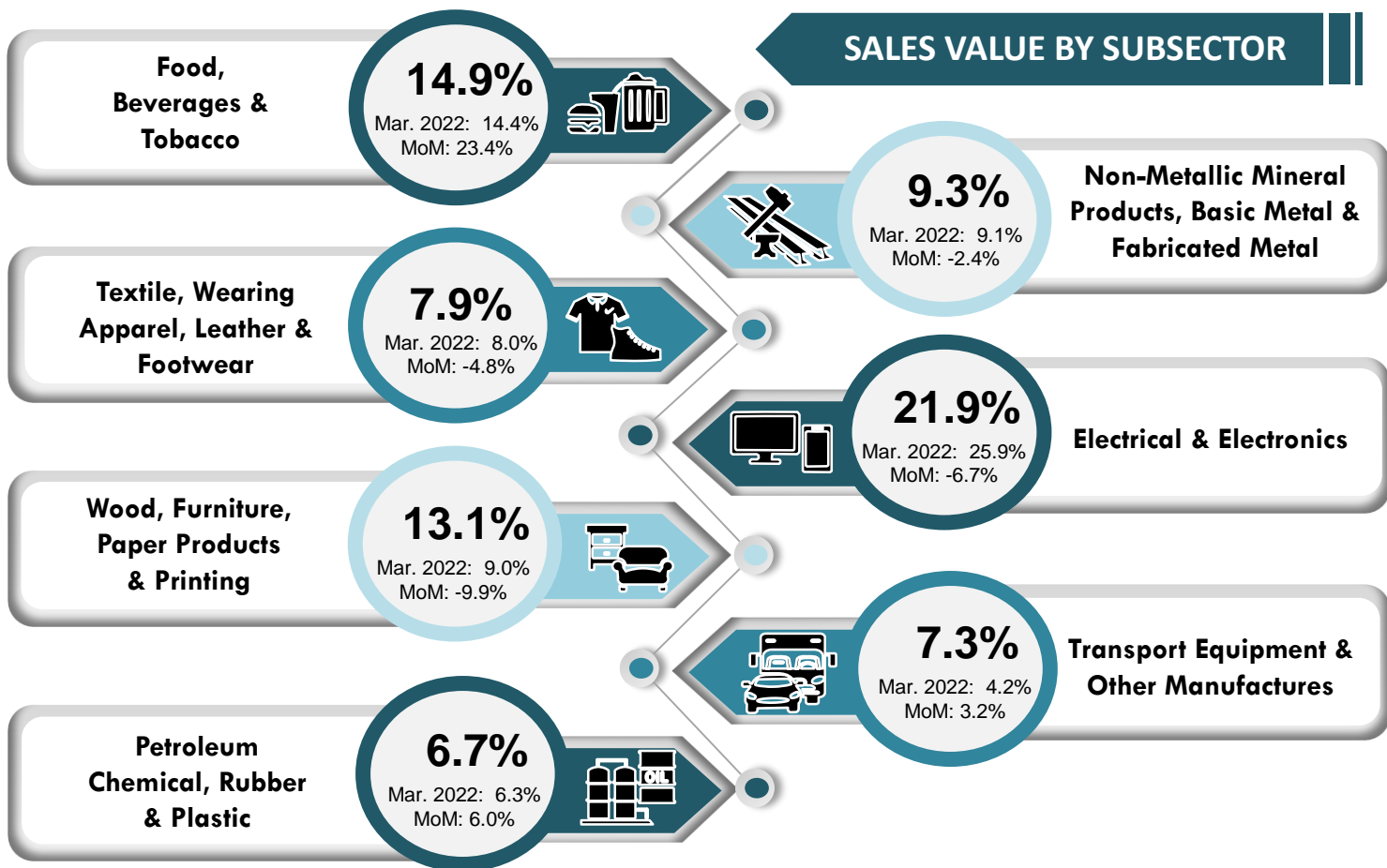


SALARIES & WAGES



SALES VALUE PER EMPLOYEE

SALES VALUE BY SUBSECTOR



PERANGKAAAN PEMBUATAN BULANAN, MALAYSIA

APRIL 2022

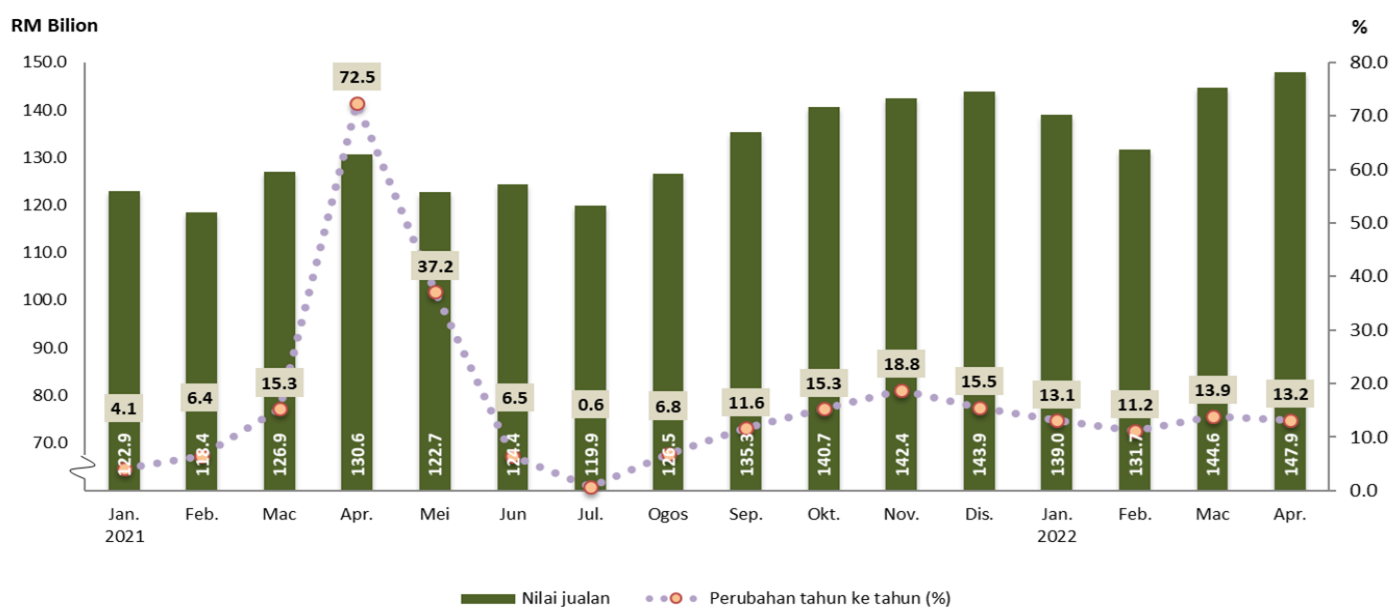
PRESTASI BULAN APRIL 2022

1 NILAI JUALAN SEKTOR PEMBUATAN

Nilai jualan sektor Pembuatan Malaysia pada bulan April 2022 berjumlah **RM147.9 bilion** meningkat kepada **13.2 peratus** berbanding RM130.6 bilion yang dilaporkan pada tahun sebelumnya (**Carta 1**). Berasaskan pertumbuhan bulan ke bulan, nilai jualan meningkat **2.3 peratus** (Mac 2022: RM144.6 bilion) manakala bagi terma pelarasan musim, nilai jualan meningkat **3.8 peratus**.

Peningkatan tahun ke tahun pada bulan April 2022 adalah dipacu oleh Produk Elektrik & Elektronik (**21.9%**), Produk Makanan, Minuman & Tembakau (**14.9%**) dan Produk Petroleum, Kimia, Getah & Plastik (**6.7%**).

Carta 1: Nilai Jualan Sektor Pembuatan



* Nota :

- Laporan ini boleh diperolehi daripada laman portal Jabatan Perangkaan Malaysia (<https://www.dosm.gov.my>) di bawah ruangan: **Siaran Terkini**.
- Data bagi bulan April 2022 merupakan data **sementara**. Data ini akan dikemaskini berdasarkan data terkini yang diperolehi dan akan diterbitkan dalam penerbitan bulan Mei 2022.

2

BILANGAN PEKERJA

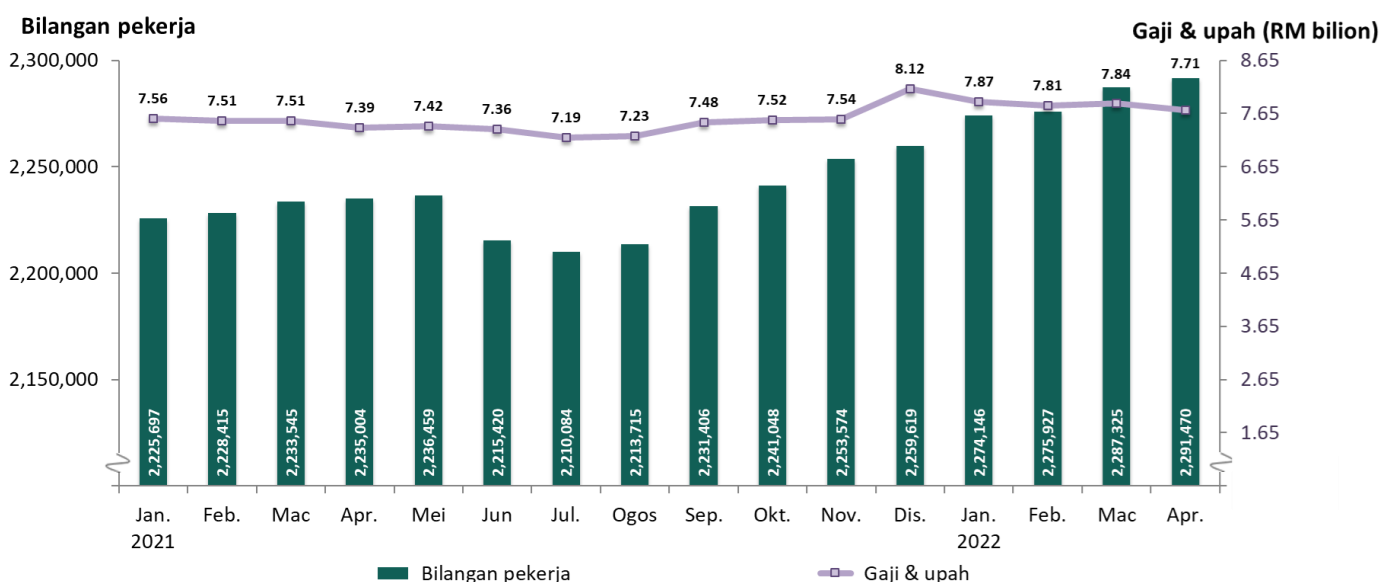
Jumlah pekerja sektor Pembuatan pada bulan April 2022 adalah seramai **2,291,470 orang**, meningkat **2.5 peratus** berbanding 2,235,004 orang pada April 2021 (**Carta 2**). Pada tempoh rujukan tersebut, bilangan pekerja meningkat **0.2 peratus** berbanding 2,287,325 orang dicatatkan pada bulan sebelumnya.

3

GAJI & UPAH

Gaji & upah yang dibayar adalah berjumlah **RM7,714.8 juta**, meningkat **4.5 peratus** atau **RM329.2 juta** pada April 2022 berbanding bulan yang sama tahun sebelumnya. Sementara itu, nilai gaji & upah yang dibayar pada bulan April 2022 menurun **1.6 peratus** (**RM128.1 juta**) berbanding Mac 2022.

Carta 2: Bilangan Pekerja dan Gaji & Upah Sektor Pembuatan



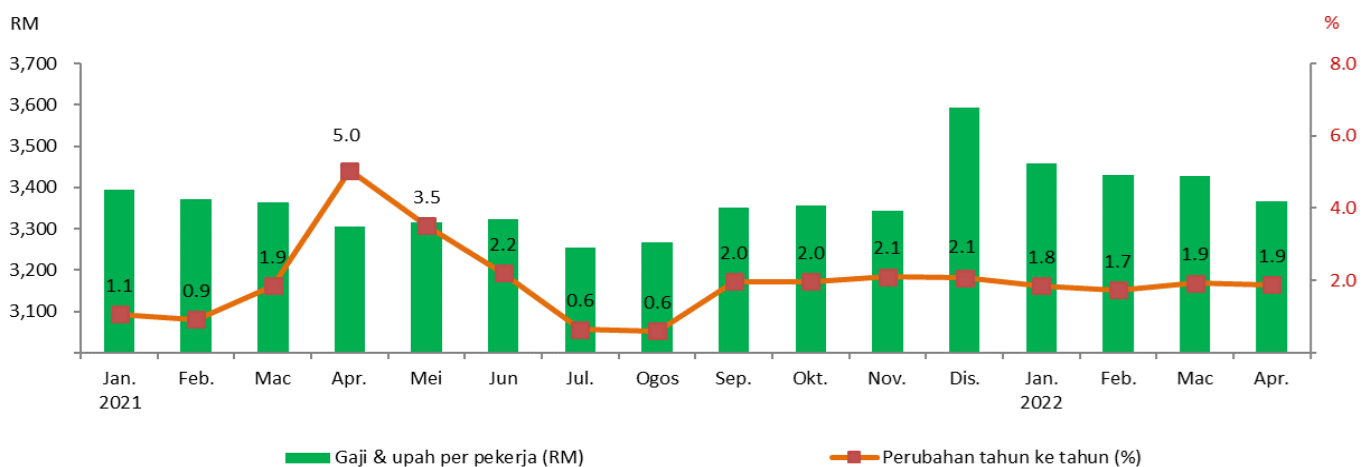


4

PURATA GAJI & UPAH PER PEKERJA

Purata gaji & upah yang dibayar bagi setiap pekerja pada bulan April 2022 adalah sebanyak **RM3,367** iaitu meningkat **1.9 peratus** berbanding bulan yang sama tahun 2021 (**Carta 3**). Sementara itu, purata gaji & upah bagi setiap pekerja menurun **1.8 peratus** berbanding Mac 2022.

Carta 3: Gaji & Upah Per Pekerja Sektor Pembuatan

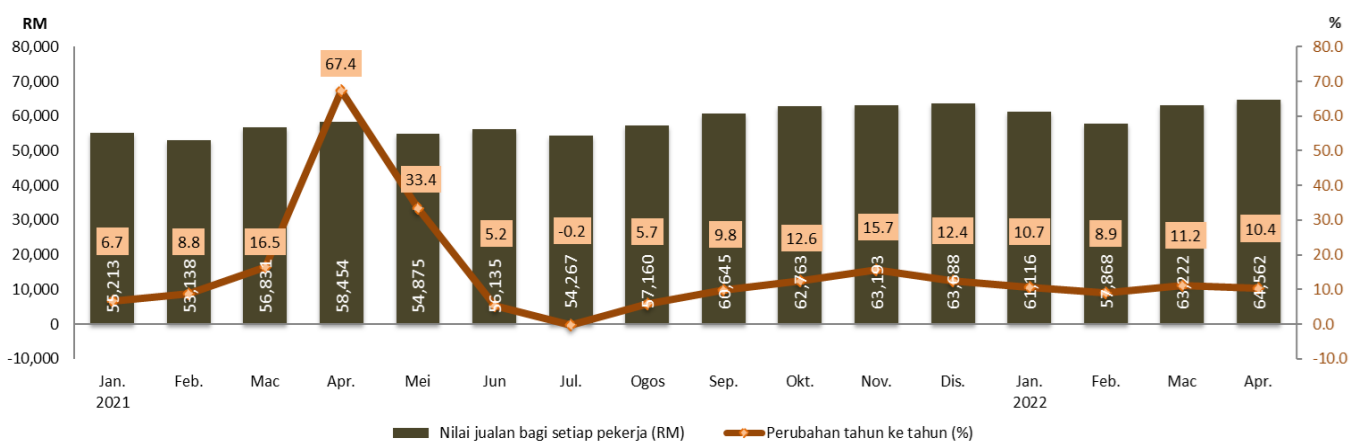


5

NILAI JUALAN PER PEKERJA

Nilai jualan bagi setiap pekerja pada April 2022 meningkat **10.4 peratus** kepada **RM64,562** berbanding bulan yang sama tahun sebelumnya (**Carta 4**). Sementara itu, bulan ke bulan, purata nilai jualan bagi setiap pekerja meningkat **2.1 peratus**.

Carta 4: Nilai Jualan Per Pekerja Sektor Pembuatan





Nilai jualan sektor Pembuatan bagi tempoh Januari hingga April 2022 merekodkan peningkatan **12.9 peratus** kepada **RM563.2 bilion** berbanding tempoh yang sama tahun 2021. Bilangan pekerja pada tempoh tersebut bertambah **2.5 peratus** kepada **2,291,470 orang** manakala gaji & upah dibayar mencatatkan peningkatan **4.2 peratus** kepada **RM31.2 bilion**.

Nilai jualan per pekerja pada tempoh rujukan meningkat sebanyak **10.1 peratus** kepada **RM245,799**. Butiran terperinci seperti yang ditunjukkan di dalam Jadual A.

**Jadual A : Nilai Jualan, Bilangan Pekerja dan Gaji & Upah,
Januari-April 2021 dan 2022**

Perangkaan Pembuatan Bulanan	Januari-April		% Perubahan
	2021	2022	
Nilai Jualan (RM juta)	498,879.9	563,240.5	12.9
Bilangan Pekerja	2,235,004	2,291,470	2.5
Gaji & Upah (RM juta)	29,970.0	31,228.2	4.2
Nilai Jualan Per Pekerja (RM)	223,212	245,799	10.1

MONTHLY MANUFACTURING STATISTICS, MALAYSIA

APRIL 2022

PERFORMANCE IN APRIL 2022

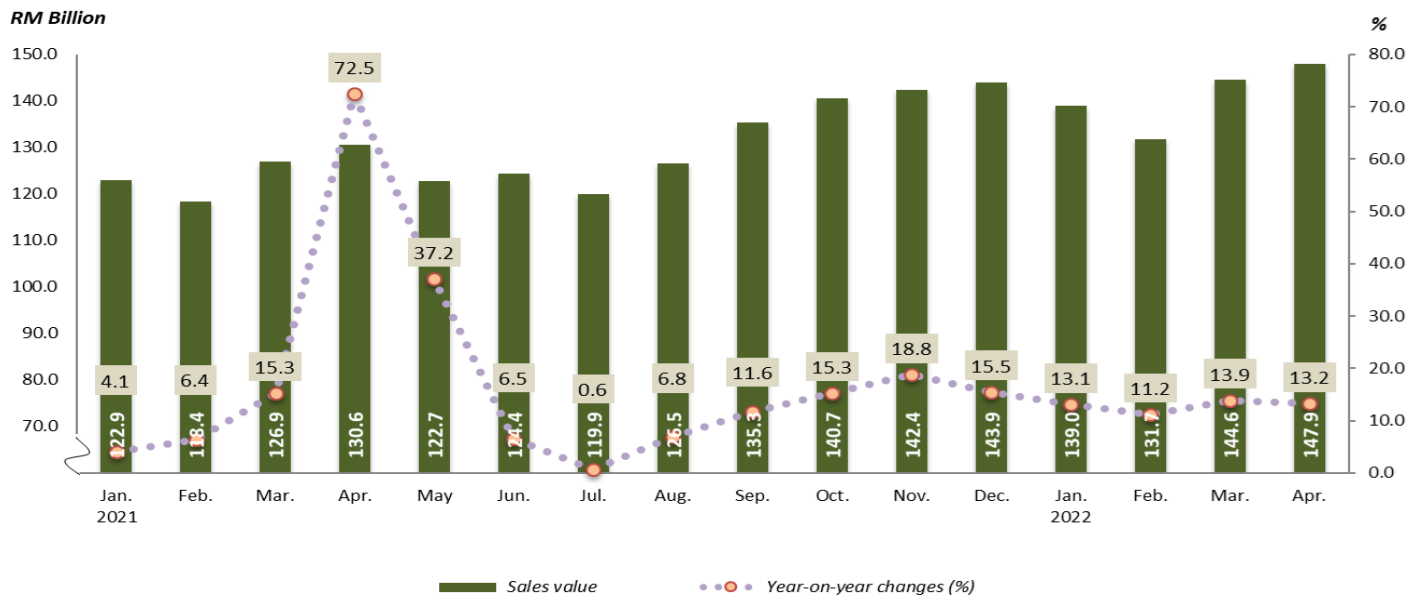
1

SALES VALUE OF THE MANUFACTURING SECTOR

Malaysia's Manufacturing sales value in April 2022 stood at **RM147.9 billion**, grew **13.2 per cent** as compared to RM130.6 billion reported a year ago (**Chart 1**). Based on month-on-month growth, the sales value increased by **2.3 per cent** (Mar. 2022: RM144.6 billion) while in a seasonally adjusted terms, the sales value increased by **3.8 per cent**.

The year-on-year increment in April 2022 was driven by Electrical & Electronics Products (**21.9%**), Food, Beverages & Tobacco Products (**14.9%**) and Petroleum, Chemical, Rubber & Plastic Products (**6.7%**).

Chart 1: Sales Value of the Manufacturing Sector



*Notes:

1. This report can be accessed through the web portal of the Department of Statistics, Malaysia (<https://www.dosm.gov.my>) under the section: **Latest Releases**.
2. Data for April 2022 is **provisional**. The data will be updated based on the latest available figures and subsequently published in the May 2022 publication.



2

NUMBER OF EMPLOYEES

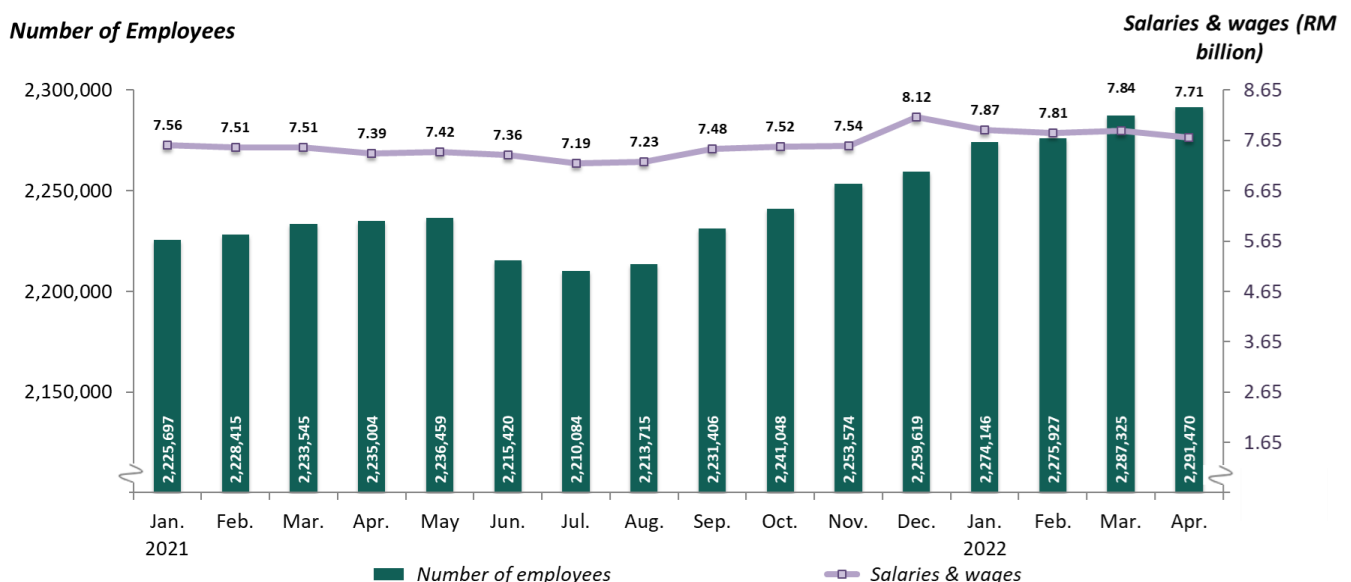
Total employees engaged in the Manufacturing sector in April 2022 was **2,291,470 persons**, an increase of **2.5 per cent** as compared to 2,235,004 persons in April 2021 (**Chart 2**). During the reference period, the number of employees increased by **0.2 per cent** as compared to 2,287,325 persons registered in the preceding month.

3

SALARIES & WAGES

Salaries & wages paid amounted to **RM7,714.8 million**, rose by **4.5 per cent** or **RM329.2 million** in April 2022 as against the same month of the preceding year. Meanwhile, salaries & wages paid in April 2022 decreased by **1.6 per cent** (**RM128.2 million**) as compared to March 2022.

Chart 2 : Number of Employees and Salaries & Wages in Manufacturing Sector

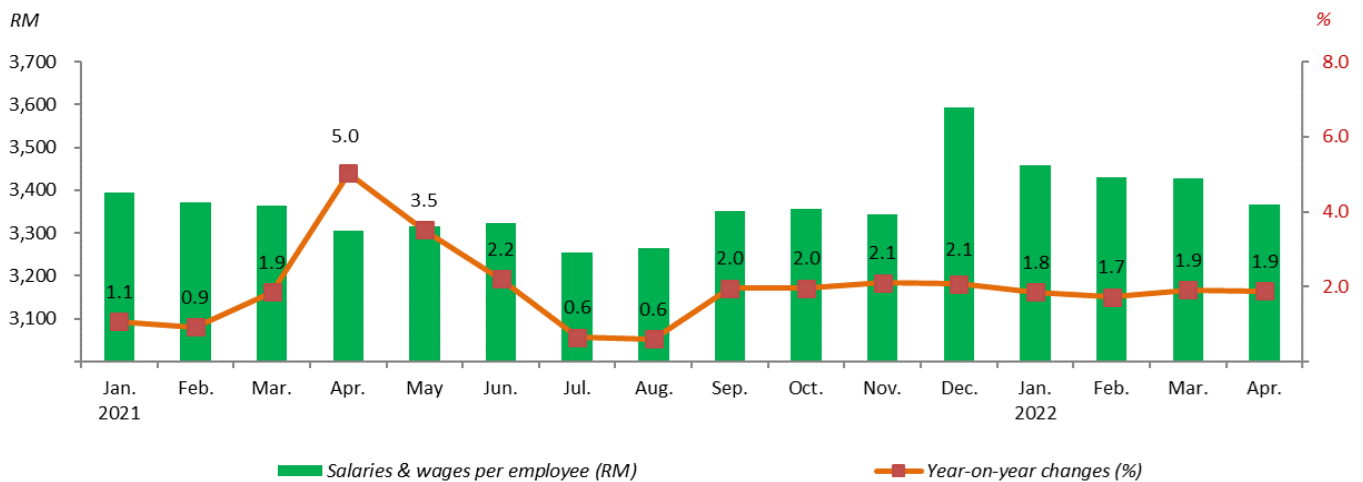




4 AVERAGE SALARIES & WAGES PER EMPLOYEE

The average salaries & wages paid per employee in April 2022 was **RM3,367**, increased by **1.9 per cent** as compared to the same month in 2021 (**Chart 3**). Whilst, average salaries & wages paid per employee decreased **1.8 per cent** as compared to March 2022.

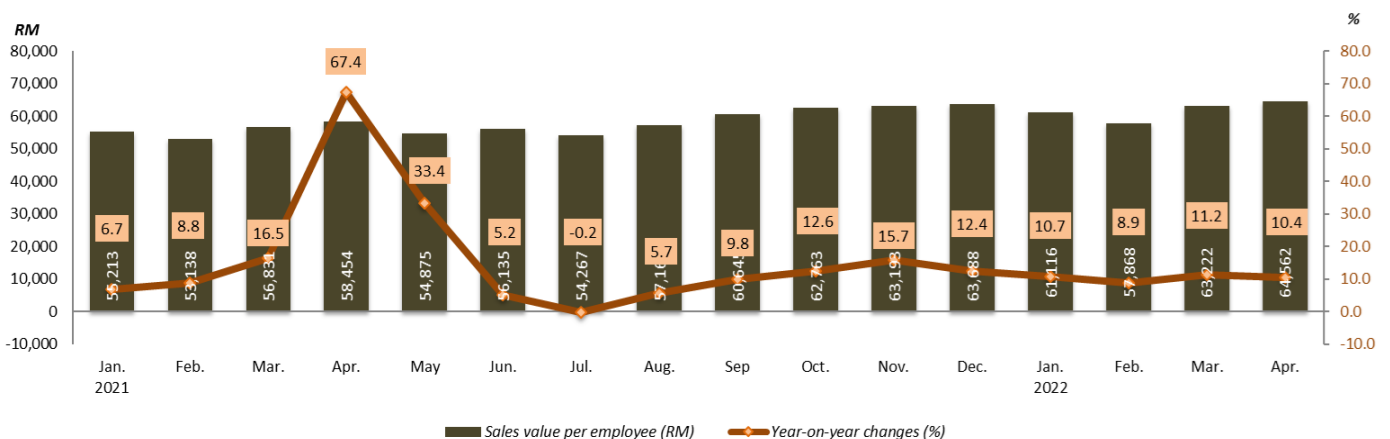
Chart 3 : Salaries & Wages Per Employee in Manufacturing Sector



5 SALES VALUE PER EMPLOYEE

The sales value per employee in April 2022 increased by **10.4 per cent** to register **RM64,562** as compared with the same month of the previous year (**Chart 4**). Meanwhile, on month-on-month basis, the average sales value per employee increased by **2.1 per cent**.

Chart 4 : Sales Value Per Employee in Manufacturing Sector





6

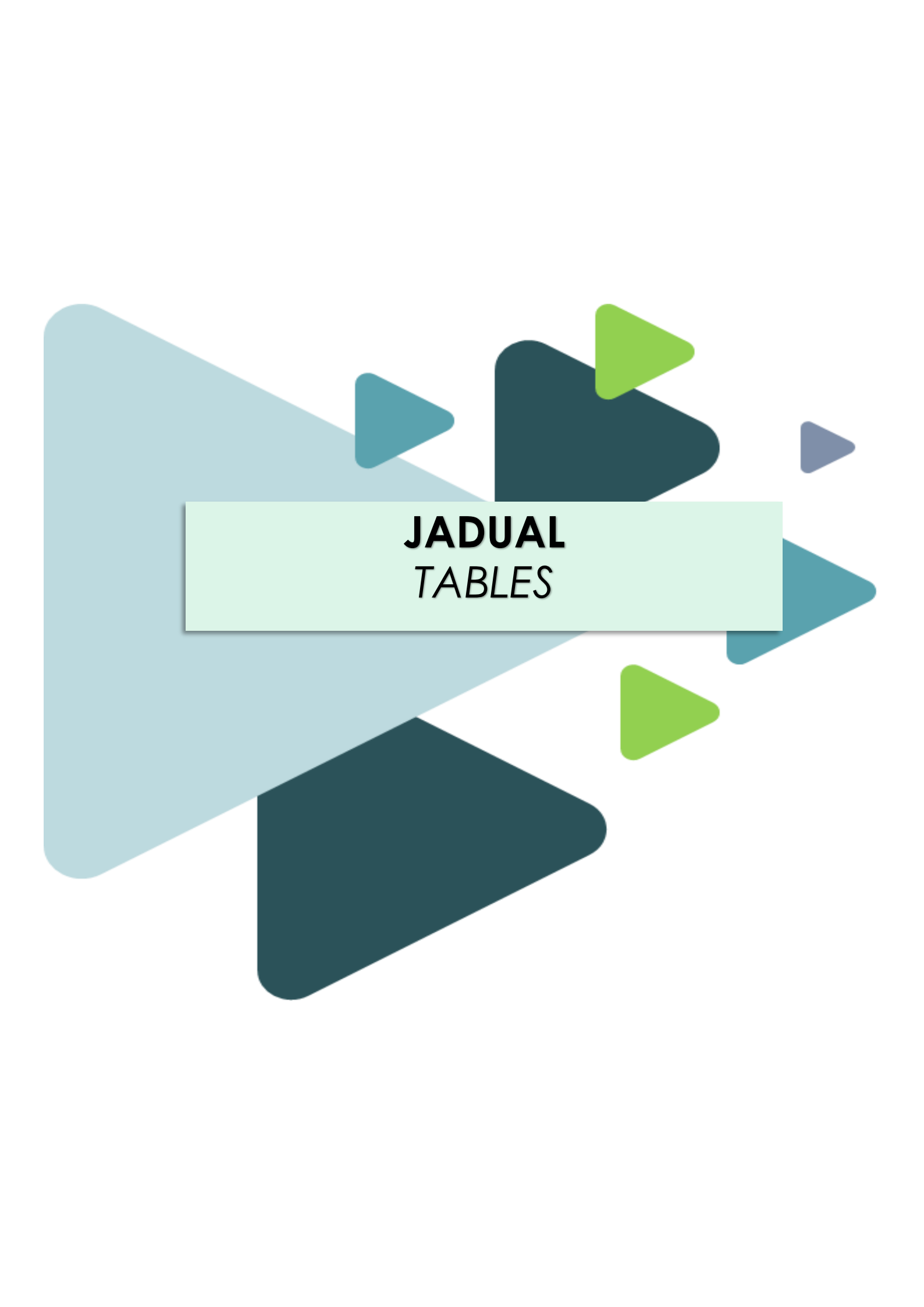
PERFORMANCE IN THE PERIOD JANUARY-APRIL 2022

The sales value of the Manufacturing sector in the period January to April 2022 registered an increase of **12.9 per cent** to **RM563.2 billion** as compared to the same period of 2021. The number of employees engaged during the period rose by **2.5 per cent** to register **2,291,470 persons** while salaries & wages paid went up by **4.2 per cent** to **RM31.2 billion**.

The sales value per employee during the reference period rose by **10.1 per cent** to record **RM245,799**. The detailed information as shown in Table A.

**Table A: Sales Value, Number of Employees and Salaries & Wages,
January-April 2021 and 2022**

Monthly Manufacturing Statistics	January-April		% Change
	2021	2022	
Sales Value (RM million)	498,879.9	563,240.5	12.9
Number of Employees	2,235,004	2,291,470	2.5
Salaries & Wages (RM million)	29,970.0	31,228.2	4.2
Sales Value Per Employee (RM)	223,212	245,799	10.1



JADUAL
TABLES

Jadual **1** : Perangkaan Utama Sektor Pembuatan
 Table : Principal Statistics of Manufacturing Sector

Tempoh Period	Nilai Jualan Produk Yang Dibuat Sendiri (Di Kilang) Sales value of own (Ex-factory) (RM Juta/Million)				Bilangan Pekerja Bergaji Pada Akhir Tempoh Number of employees engaged at end of period				Gaji & Upah Yang Dibayar Salaries & wages paid (RM Juta/Million)				
	Data Asal (Original Data)	% YoY	Pelarasan Musim (Seasonally Adjusted)	% MoM	Data Asal (Original Data)	% YoY	Pelarasan Musim (Seasonally Adjusted)	% MoM	Data Asal (Original Data)	% YoY	Pelarasan Musim (Seasonally Adjusted)	% MoM	
2019	1,376,027				2,243,788				88,206				
2020	1,346,620 -2.1				2,199,195 -2.0				87,194 -1.1				
2021	1,554,738 15.5				2,259,619 2.7				89,830 3.0				
2021	Q1	368,234	8.5		2,233,545	-1.1			22,584	-0.6			
	Q2	377,735	33.9		2,215,420	1.2			22,162	6.0			
	Q3	381,793	6.4		2,231,406	1.6			21,904	2.3			
	Q4	426,976	16.5		2,259,619	2.7			23,180	4.7			
2022	Q1	415,298	12.8		2,287,325	2.4			23,513	4.1			
2021 (Jan. - Apr.)	498,880 20.2				2,235,004 3.0				29,970 1.4				
2022 (Jan. - Apr.)	563,241 12.9				2,291,470 2.5				31,228 4.2				
2021	Jan.	122,887	4.1	119,811	0.01	2,225,697	-2.4	2,211,521	0.2	7,558	-1.4	7,423	-0.02
	Feb.	118,412	6.4	129,751	8.3	2,228,415	-2.2	2,214,552	0.1	7,512	-1.3	7,463	0.5
	Mac	126,935	15.3	127,089	-2.1	2,233,545	-1.1	2,224,979	0.5	7,514	0.8	7,407	-0.8
	Apr.	130,646	72.5	135,527	6.6	2,235,004	3.0	2,230,721	0.3	7,386	8.2	7,405	-0.03
	Mei	122,726	37.2	127,415	-6.0	2,236,459	2.8	2,229,970	-0.03	7,416	6.4	7,470	0.9
	Jun	124,363	6.5	128,805	1.1	2,215,420	1.2	2,220,505	-0.4	7,360	3.5	7,426	-0.6
	Jul.	119,934	0.6	118,568	-7.9	2,210,084	0.8	2,212,629	-0.4	7,195	1.5	7,259	-2.2
	Ogo.	126,536	6.8	123,906	4.5	2,213,715	1.0	2,220,109	0.3	7,231	1.7	7,300	0.6
	Sep.	135,323	11.6	131,658	6.3	2,231,406	1.6	2,235,340	0.7	7,479	3.6	7,527	3.1
	Okt.	140,655	15.3	134,714	2.3	2,241,048	2.4	2,251,834	0.7	7,523	4.4	7,635	1.4
	Nov.	142,411	18.8	138,859	3.1	2,253,574	2.6	2,263,852	0.5	7,536	4.8	7,722	1.1
	Dis.	143,911	15.5	138,236	-0.4	2,259,619	2.7	2,267,988	0.2	8,122	4.9	7,783	0.8
2022	Jan.	138,986	13.1	135,764	-1.8	2,274,146	2.2	2,250,916	-0.8	7,865	4.1	7,650	-1.7
	Feb.	131,703	11.2	142,979	5.3	2,275,927	2.1	2,260,870	0.4	7,805	3.9	7,737	1.1
	Mac	144,610	13.9	145,074	1.5	2,287,325	2.4	2,278,552	0.8	7,843	4.4	7,750	0.2
	Apr.	147,942	13.2	150,533	3.8	2,291,470	2.5	2,284,548	0.3	7,715	4.5	7,780	0.4

Jadual **1.1a** : Nilai Jualan Sektor Pembuatan Mengikut Subsektor
 Table **1.1a** : Sales Value of Manufacturing Sector by Sub-sector

Subsektor Sub-sector	2020	2021	2021				2022	
			Q1	Q2	Q3	Q4	Q1	
1. Makanan, minuman dan tembakau <i>Food, beverages and tobacco</i>	251,984	283,918	59,219	73,656	73,063	77,981	68,843	
10 Pembuatan produk makanan <i>Manufacture of food products</i>	239,437	270,349	55,237	70,737	70,520	73,855	64,627	
11 Pembuatan minuman <i>Manufacture of beverages</i>	9,487	10,629	3,009	2,325	2,276	3,019	3,198	
12 Pembuatan produk tembakau <i>Manufacture of tobacco products</i>	3,060	2,940	973	594	266	1,108	1,018	
2. Tekstil, pakaian, kulit dan kasut <i>Textiles, wearing apparel, leather and footwear</i>	19,816	21,954	5,641	5,199	5,046	6,068	6,095	
13 Pembuatan tekstil <i>Manufacture of textiles</i>	8,867	10,728	2,594	2,678	2,542	2,913	2,959	
14 Pembuatan pakaian <i>Manufacture of wearing apparel</i>	8,771	9,037	2,391	2,057	2,097	2,492	2,456	
15 Pembuatan produk kulit dan barangan berkaitan <i>Manufacture of leather and related products</i>	2,177	2,189	656	463	408	662	680	
3. Produk kayu, perabot, keluaran kertas dan percetakan <i>Wood products, furniture, paper products and printing</i>	72,615	76,494	21,054	16,461	16,769	22,210	23,179	
16 Pembuatan kayu dan produk kayu dan gabus, kecuali perabot; pembuatan bagi artikel jerami dan bahan-bahan anyaman <i>Manufacture of wood and products of wood and cork, except furniture; manufacture of articles of straw and plaiting materials</i>	22,282	23,028	6,881	4,165	4,709	7,273	7,805	
17 Pembuatan kertas dan produk kertas <i>Manufacture of paper and paper products</i>	22,276	25,788	6,180	6,384	6,476	6,748	6,810	
18 Percetakan dan penerbitan semula media rakaman <i>Printing and reproduction of recorded media</i>	11,533	12,098	3,291	2,682	2,708	3,417	3,547	
31 Pembuatan perabot <i>Manufacture of furniture</i>	16,524	15,579	4,702	3,230	2,876	4,772	5,017	
4. Petroleum, kimia, getah dan plastik <i>Petroleum, chemical, rubber and plastic</i>	338,815	432,121	98,651	111,747	110,869	110,854	108,256	
19 Pembuatan kok dan produk petroleum bertapis <i>Manufacture of coke and refined petroleum products</i>	128,477	175,557	33,513	44,230	48,092	49,722	45,669	
20 Pembuatan kimia dan produk kimia <i>Manufacture of chemicals and chemical products</i>	90,600	102,329	26,389	23,165	25,586	27,189	29,024	
21 Pembuatan produk farmaseutikal asas, kimia perubatan dan botani <i>Manufacture of basic pharmaceutical products and pharmaceutical preparations</i>	7,843	9,185	2,117	2,260	2,405	2,403	2,412	
22 Pembuatan produk getah dan plastik <i>Manufacture of rubber and plastics products</i>	111,894	145,049	36,632	42,092	34,786	31,539	31,151	
5. Produk mineral bukan logam, logam asas dan produk logam yang direka <i>Non-metallic mineral products, basic metal and fabricated metal</i>	139,470	149,345	41,006	33,686	31,954	42,699	44,454	
23 Pembuatan produk galian bukan logam lain <i>Manufacture of other non-metallic mineral products</i>	40,189	42,773	12,338	9,803	8,765	11,867	13,189	
24 Pembuatan logam asas <i>Manufacture of basic metals</i>	45,895	49,566	13,195	10,295	11,235	14,840	14,558	
25 Pembuatan produk logam, kecuali mesin dan kelengkapan <i>Manufacture of fabricated metal products, except machinery and equipment</i>	53,385	57,006	15,472	13,588	11,954	15,992	16,707	
6. Produk elektrik dan elektronik <i>Electrical and electronic products</i>	422,176	483,198	115,062	112,357	121,467	134,311	135,344	
26 Pembuatan komputer, produk elektronik dan optikal <i>Manufacture of computer, electronics and optical products</i>	343,227	391,925	94,964	89,376	98,431	109,155	112,206	
27 Pembuatan kelengkapan elektrik <i>Manufacture of electrical equipment</i>	42,124	48,489	10,668	11,692	12,381	13,748	12,827	
28 Pembuatan jentera dan peralatan t.t.t.l. <i>Manufacture of machinery and equipment n.e.c.</i>	36,825	42,783	9,430	11,289	10,655	11,408	10,312	
7. Kelengkapan pengangkutan dan pembuatan lain <i>Transport equipment and other manufactures</i>	101,743	107,710	27,602	24,630	22,624	32,854	29,128	
29 Pembuatan kenderaan bermotor, treler dan semi treler <i>Manufacture of motor vehicles, trailers and semi-trailers</i>	72,975	77,384	19,553	17,264	16,298	24,269	20,785	
30 Pembuatan kelengkapan pengangkutan lain <i>Manufacture of other transport equipment</i>	12,945	14,103	3,735	3,295	3,011	4,062	3,833	
32 Pembuatan lain <i>Other manufacturing</i>	10,499	10,897	2,885	2,941	2,140	2,931	2,993	
33 Pembaikan dan pemasangan jentera dan kelengkapan <i>Repair and installation of machinery and equipment</i>	5,324	5,326	1,430	1,129	1,176	1,591	1,517	
Pembuatan <i>Manufacturing</i>	Jumlah <i>Total</i>	1,346,620	1,554,738	368,234	377,735	381,793	426,976	415,298

(RM Juta/Million)

2021		2022		2021										2022			
(Jan. - Apr.)	(Jan. - Apr.)	Jan.	Feb.	Mac	Apr.	Mei	Jun	Jul.	Ogo.	Sep.	Okt.	Nov.	Dis.	Jan.	Feb.	Mac	Apr.
83,541	96,792	19,772	19,642	19,805	24,322	23,763	25,570	23,110	23,428	26,525	26,644	26,020	25,316	23,842	22,349	22,652	27,949
78,271	91,094	18,473	18,360	18,404	23,034	22,704	24,998	22,455	22,584	25,481	25,183	24,716	23,956	22,472	20,973	21,181	26,467
4,013	4,351	979	981	1,049	1,004	821	499	578	790	908	1,067	975	977	1,042	1,046	1,110	1,153
1,257	1,347	320	301	352	284	237	72	77	54	135	393	330	384	327	330	361	329
7,438	8,034	1,907	1,848	1,886	1,797	1,717	1,684	1,642	1,677	1,727	1,949	2,029	2,090	2,067	1,991	2,037	1,940
3,476	3,922	858	835	900	882	862	934	858	838	845	920	981	1,012	1,012	959	988	963
3,121	3,243	824	801	766	730	686	640	680	702	715	818	823	852	825	809	822	787
840	870	224	212	220	184	169	110	103	137	167	211	225	226	230	223	227	190
27,426	30,384	7,006	6,712	7,336	6,372	5,455	4,634	4,476	5,842	6,451	6,996	7,607	7,607	7,922	7,258	8,000	7,205
8,765	9,940	2,293	2,177	2,412	1,884	1,265	1,016	1,012	1,744	1,953	2,235	2,467	2,571	2,679	2,385	2,741	2,135
8,401	9,288	1,947	1,965	2,268	2,221	2,079	2,084	2,049	2,195	2,232	2,284	2,285	2,179	2,258	2,143	2,409	2,477
4,353	4,706	1,136	1,091	1,064	1,062	934	687	801	935	971	983	1,210	1,224	1,223	1,165	1,158	1,159
5,908	6,450	1,631	1,478	1,593	1,206	1,177	847	614	968	1,294	1,494	1,646	1,633	1,761	1,564	1,691	1,433
136,042	148,137	32,617	30,649	35,385	37,391	36,714	37,642	38,594	36,647	35,628	35,765	37,790	37,299	37,725	32,920	37,610	39,882
48,081	63,622	11,805	10,576	11,133	14,568	14,947	14,715	16,463	16,084	15,545	15,666	17,604	16,452	17,255	13,325	15,090	17,952
33,806	37,797	8,703	8,570	9,116	7,417	7,405	8,343	8,308	8,817	8,461	8,560	8,877	9,751	9,640	9,437	9,947	8,773
2,839	3,246	660	700	756	722	695	843	766	799	839	818	807	778	819	764	829	834
51,316	43,473	11,449	10,803	14,380	14,684	13,667	13,742	13,058	10,947	10,782	10,720	10,501	10,318	10,012	9,395	11,744	12,322
54,225	58,908	14,198	13,230	13,577	13,219	11,643	8,823	8,520	10,766	12,668	13,570	14,279	14,851	15,328	14,309	14,816	14,454
16,047	17,376	4,222	3,969	4,148	3,709	3,417	2,678	2,662	2,946	3,157	3,559	4,073	4,235	4,425	4,263	4,501	4,187
17,411	19,206	4,562	4,287	4,346	4,216	3,416	2,663	2,488	3,871	4,876	4,920	4,931	4,989	5,005	4,695	4,858	4,648
20,767	22,326	5,414	4,975	5,084	5,295	4,811	3,482	3,370	3,950	4,634	5,090	5,275	5,627	5,899	5,351	5,457	5,619
152,747	181,283	38,267	37,691	39,105	37,685	35,029	39,643	36,823	40,942	43,702	45,080	43,256	45,976	42,314	43,785	49,245	45,939
124,841	149,547	31,435	31,219	32,309	29,877	27,850	31,648	30,008	32,876	35,547	36,676	34,928	37,551	34,327	36,431	41,448	37,341
14,603	17,378	3,739	3,363	3,566	3,934	3,667	4,090	3,750	4,271	4,360	4,586	4,514	4,648	4,383	4,018	4,426	4,552
13,303	14,358	3,092	3,108	3,230	3,873	3,512	3,904	3,066	3,794	3,795	3,818	3,814	3,776	3,605	3,336	3,372	4,046
37,461	39,702	9,121	8,642	9,840	9,859	8,404	6,366	6,767	7,235	8,622	10,651	11,431	10,771	9,788	9,091	10,250	10,574
26,447	28,255	6,392	6,170	6,991	6,894	6,015	4,355	4,976	5,182	6,140	7,901	8,460	7,908	6,931	6,520	7,334	7,470
5,071	5,258	1,266	1,129	1,339	1,337	994	964	866	1,031	1,114	1,303	1,415	1,344	1,299	1,167	1,366	1,425
4,033	4,147	997	909	978	1,148	1,067	726	593	655	891	941	991	999	1,047	960	986	1,154
1,910	2,043	466	433	531	481	328	321	332	366	477	506	565	519	511	443	563	526
498,880	563,241	122,887	118,412	126,935	130,646	122,726	124,363	119,934	126,536	135,323	140,655	142,411	143,911	138,986	131,703	144,610	147,942

Jadual Table **1.1b** : Nilai Jualan Sektor Pembuatan Mengikut Subsektor: Perubahan Peratusan Tahunan
: Sales Value of Manufacturing Sector by Sub-sector: Annual Percentage Change

Subsektor Sub-sector	2020	2021	2021				2022	
			Q1	Q2	Q3	Q4	Q1	
1. Makanan, minuman dan tembakau Food, beverages and tobacco	7.5	12.7	10.4	14.1	8.8	17.0	16.3	
10 Pembuatan produk makanan <i>Manufacture of food products</i>	9.9	12.9	11.4	12.3	10.6	17.1	17.0	
11 Pembuatan minuman <i>Manufacture of beverages</i>	-24.5	12.0	-1.9	66.6	-6.5	16.5	6.3	
12 Pembuatan produk tembakau <i>Manufacture of tobacco products</i>	-21.7	-3.9	2.9	222.9	-71.5	11.1	4.7	
2. Tekstil, pakaian, kulit dan kasut Textiles, wearing apparel, leather and footwear	-11.8	10.8	2.0	44.1	0.6	7.1	8.0	
13 Pembuatan tekstil <i>Manufacture of textiles</i>	-11.9	21.0	4.1	69.8	12.9	14.3	14.1	
14 Pembuatan pakaian <i>Manufacture of wearing apparel</i>	-10.0	3.0	-0.4	23.8	-5.3	-0.1	2.7	
15 Pembuatan produk kulit dan barangan berkaitan <i>Manufacture of leather and related products</i>	-18.0	0.6	2.8	25.6	-25.7	6.6	3.6	
3. Produk kayu, perabot, keluaran kertas dan percetakan Wood products, furniture, paper products and printing	-11.9	5.3	2.1	42.8	-15.3	7.5	10.1	
16 Pembuatan kayu dan produk kayu dan gabus, kecuali perabot; pembuatan bagi artikel jerami dan bahan-bahan anyaman <i>Manufacture of wood and products of wood and cork, except furniture; manufacture of articles of straw and plaiting materials</i>	-24.0	3.4	-7.0	81.0	-21.6	10.7	13.4	
17 Pembuatan kertas dan produk kertas <i>Manufacture of paper and paper products</i>	-2.1	15.8	10.7	29.4	10.0	14.9	10.2	
18 Percetakan dan penerbitan semula media rakaman <i>Printing and reproduction of recorded media</i>	-8.3	4.9	3.8	42.7	-15.0	3.5	7.8	
31 Pembuatan perabot <i>Manufacture of furniture</i>	-7.3	-5.7	5.1	33.7	-39.0	-2.9	6.7	
4. Petroleum, kimia, getah dan plastik Petroleum, chemical, rubber and plastic	-2.5	27.5	8.1	46.3	34.2	25.2	9.7	
19 Pembuatan kok dan produk petroleum bertapis <i>Manufacture of coke and refined petroleum products</i>	-14.0	36.6	-17.6	59.8	66.8	58.9	36.3	
20 Pembuatan kimia dan produk kimia <i>Manufacture of chemicals and chemical products</i>	-12.1	12.9	3.9	17.2	15.9	16.4	10.0	
21 Pembuatan produk farmaseutikal asas, kimia perubatan dan botani <i>Manufacture of basic pharmaceutical products and pharmaceutical preparations</i>	16.2	17.1	19.8	12.7	13.9	22.7	13.9	
22 Pembuatan produk getah dan plastik <i>Manufacture of rubber and plastics products</i>	26.8	29.6	56.0	56.5	17.6	-1.3	-15.0	
5. Produk mineral bukan logam, logam asas dan produk logam yang direka Non-metallic mineral products, basic metal and fabricated metal products	-15.3	7.1	0.6	47.8	-11.9	7.7	8.4	
23 Pembuatan produk galian bukan logam lain <i>Manufacture of other non-metallic mineral products</i>	-18.5	6.4	1.8	66.8	-17.0	2.0	6.9	
24 Pembuatan logam asas <i>Manufacture of basic metals</i>	-12.0	8.0	0.5	51.7	-10.2	10.2	10.3	
25 Pembuatan produk logam, kecuali mesin dan kelengkapan <i>Manufacture of fabricated metal products, except machinery and equipment</i>	-15.5	6.8	-0.2	34.2	-9.4	9.8	8.0	
6. Produk elektrik dan elektronik Electrical and electronic products	-0.5	14.5	11.1	30.0	2.9	17.7	17.6	
26 Pembuatan komputer, produk elektronik dan optikal <i>Manufacture of computer, electronics and optical products</i>	-0.2	14.2	12.4	28.3	2.5	17.4	18.2	
27 Pembuatan kelengkapan elektrik <i>Manufacture of electrical equipment</i>	-2.7	15.1	5.7	38.9	2.7	18.9	20.2	
28 Pembuatan jentera dan peralatan t.t.t.l. <i>Manufacture of machinery and equipment n.e.c.</i>	-0.3	16.2	5.7	35.1	6.8	19.1	9.3	
7. Kelengkapan pengangkutan dan pembuatan lain Transport equipment and other manufactures	1.4	5.9	15.2	47.3	-24.4	5.6	5.5	
29 Pembuatan kenderaan bermotor, treler dan semi treler <i>Manufacture of motor vehicles, trailers and semi-trailers</i>	6.7	6.0	22.7	47.3	-26.8	5.2	6.3	
30 Pembuatan kelengkapan pengangkutan lain <i>Manufacture of other transport equipment</i>	-12.5	8.9	-0.8	50.4	-7.0	8.3	2.6	
32 Pembuatan lain <i>Other manufacturing</i>	-5.9	3.8	1.3	51.0	-25.8	3.9	3.8	
33 Pembaikan dan pemasangan jentera dan kelengkapan <i>Repair and installation of machinery and equipment</i>	-11.3	0.04	0.6	29.8	-24.8	8.3	6.1	
Pembuatan Manufacturing	Jumlah Total	-2.1	15.5	8.5	33.9	6.4	16.5	12.8

(%)

2021 (Jan. - Apr.)	2022 (Jan. - Apr.)	2021												2022			
Jan.	Feb.	Mac	Apr.	Mei	Jun	Jul.	Ogo.	Sep.	Okt.	Nov.	Dis.	Jan.	Feb.	Mac	Apr.		
13.2	15.9	7.7	9.0	14.9	20.4	13.8	9.0	7.1	7.0	12.0	11.8	20.7	19.0	20.6	13.8	14.4	14.9
12.7	16.4	8.9	9.9	15.4	16.1	11.2	10.0	9.3	8.8	13.3	11.2	21.0	19.7	21.7	14.2	15.1	14.9
17.0	8.4	-9.4	-4.1	8.9	177.0	88.0	-16.2	-19.1	-7.4	4.8	24.3	17.2	8.5	6.4	6.6	5.8	14.8
32.1	7.1	1.7	1.2	5.4	4,736.7	641.2	-50.5	-75.2	-81.2	-59.9	17.4	7.6	8.3	2.3	9.6	2.6	15.6
18.7	8.0	-0.4	-1.0	7.9	143.0	38.3	3.6	-0.5	1.9	0.5	3.7	10.9	6.9	8.4	7.7	8.0	7.9
24.2	12.8	0.1	-1.8	15.0	187.6	52.7	32.4	18.4	9.7	11.0	7.9	18.2	16.9	17.9	14.8	9.7	9.2
12.0	3.9	-1.2	-0.6	0.9	88.6	23.4	-10.9	-7.3	-1.1	-7.5	-1.8	3.8	-2.1	0.1	1.1	7.3	7.7
22.9	3.5	1.3	0.8	6.6	303.9	39.2	-45.6	-46.1	-20.6	-9.4	8.4	8.5	3.1	2.4	5.1	3.4	3.2
21.1	10.8	-0.6	-1.8	8.8	215.0	68.1	-26.0	-31.1	-10.6	-4.6	2.0	10.5	10.0	13.1	8.1	9.0	13.1
16.2	13.4	-10.9	-11.0	1.3	1,192.4	434.9	-47.0	-48.3	-9.1	-8.4	6.2	13.0	12.5	16.8	9.6	13.6	13.4
20.8	10.6	8.4	4.9	18.6	62.2	28.2	7.2	4.9	11.9	13.2	13.6	15.9	15.2	16.0	9.1	6.2	11.5
22.1	8.1	1.7	2.5	7.6	169.9	49.2	-20.1	-21.7	-13.3	-10.2	-9.7	9.8	10.4	7.7	6.8	8.9	9.2
28.7	9.2	4.3	2.0	8.9	956.3	54.5	-45.0	-60.8	-38.6	-17.8	-9.8	1.0	0.2	8.0	5.8	6.2	18.8
16.9	8.9	2.7	6.2	15.3	49.1	48.7	41.6	42.3	31.4	29.2	27.0	29.0	19.9	15.7	7.4	6.3	6.7
-4.9	32.3	-21.2	-16.8	-14.1	46.8	70.9	63.3	75.7	60.8	64.2	64.8	69.1	44.5	46.2	26.0	35.5	23.2
7.7	11.8	1.0	4.0	6.8	23.9	14.2	14.3	13.2	19.0	15.5	18.3	15.4	15.5	10.8	10.1	9.1	18.3
18.8	14.3	16.7	20.5	21.9	16.2	7.8	13.9	10.4	12.3	19.0	21.7	22.1	24.4	24.0	9.1	9.6	15.4
60.2	-15.3	50.8	47.8	67.7	71.7	55.1	44.1	34.2	12.1	7.0	-0.3	-0.2	-3.2	-12.6	-13.0	-18.3	-16.1
19.8	8.6	-0.8	-2.1	5.1	192.9	57.1	-18.8	-27.4	-10.7	1.5	6.3	9.5	7.2	8.0	8.2	9.1	9.3
22.9	8.3	-0.2	-1.5	7.4	294.8	75.2	-10.4	-23.7	-16.3	-11.1	-2.3	4.9	3.1	4.8	7.4	8.5	12.9
21.5	10.3	-0.2	-2.7	4.8	251.0	99.6	-31.2	-36.5	-5.2	8.1	8.5	11.0	11.2	9.7	9.5	11.8	10.3
16.2	7.5	-1.8	-2.1	3.6	123.2	28.3	-13.0	-22.1	-11.3	4.9	10.9	11.8	7.2	9.0	7.6	7.3	6.1
22.7	18.7	6.4	10.3	17.0	80.2	31.0	2.2	-8.7	6.9	10.8	16.8	17.8	18.4	10.6	16.2	25.9	21.9
23.0	19.8	7.0	12.0	18.5	75.7	29.1	1.7	-8.2	6.1	9.9	17.1	17.4	17.7	9.2	16.7	28.3	25.0
21.1	19.0	3.8	1.9	11.7	100.3	40.5	6.4	-8.6	5.7	11.7	13.3	19.1	25.0	17.2	19.5	24.1	15.7
22.4	7.9	3.7	4.3	9.3	98.8	37.5	1.4	-13.2	16.7	18.9	19.0	20.7	17.6	16.6	7.3	4.4	4.5
42.7	6.0	5.5	8.2	34.2	332.4	59.5	-30.6	-34.0	-28.6	-9.8	7.4	8.2	1.4	7.3	5.2	4.2	7.3
52.4	6.8	9.7	13.7	49.4	385.6	65.8	-34.7	-35.8	-31.5	-11.6	8.9	8.1	-0.9	8.4	5.7	4.9	8.4
22.6	3.7	-5.1	-4.9	7.6	259.8	29.7	-8.4	-17.7	-3.8	0.2	6.3	9.4	9.0	2.7	3.4	2.0	6.6
26.6	2.8	-1.8	-2.8	9.1	239.2	61.6	-23.5	-36.3	-32.8	-8.8	0.4	5.9	5.5	4.9	5.6	0.8	0.5
21.6	6.9	-1.4	-0.9	3.8	219.4	52.7	-36.5	-36.6	-29.3	-8.5	1.8	9.8	13.7	9.6	2.4	6.1	9.4
20.2	12.9	4.1	6.4	15.3	72.5	37.2	6.5	0.6	6.8	11.6	15.3	18.8	15.5	13.1	11.2	13.9	13.2

Jadual **1.1c** : Nilai Jualan Sektor Pembuatan Mengikut Subsektor: Perubahan Peratusan Bulanan/Suku Tahunan
 Table **1.1c** : Sales Value of Manufacturing Sector by Sub-sector: Monthly/Quarterly Percentage Change

Subsektor Sub-sector	2021				2022	
	Q1	Q2	Q3	Q4	Q1	Jan.
1. Makanan, minuman dan tembakau	-11.2	24.4	-0.8	6.7	-11.7	-7.1
Food, beverages and tobacco						
10 Pembuatan produk makanan <i>Manufacture of food products</i>	-12.4	28.1	-0.3	4.7	-12.5	-7.7
11 Pembuatan minuman <i>Manufacture of beverages</i>	16.2	-22.7	-2.1	32.6	5.9	8.8
12 Pembuatan produk tembakau <i>Manufacture of tobacco products</i>	-2.4	-38.9	-55.2	316.2	-8.1	-9.9
2. Tekstil, pakaian, kulit dan kasut	-0.4	-7.8	-2.9	20.2	0.4	-2.5
Textiles, wearing apparel, leather and footwear						
13 Pembuatan tekstil <i>Manufacture of textiles</i>	1.8	3.3	-5.1	14.6	1.6	-0.9
14 Pembuatan pakaian <i>Manufacture of wearing apparel</i>	-4.2	-14.0	1.9	18.9	-1.5	-5.3
15 Pembuatan produk kulit dan barangan berkaitan <i>Manufacture of leather and related products</i>	5.6	-29.4	-12.0	62.5	2.6	2.2
3. Produk kayu, perabot, keluaran kertas dan percetakan	1.9	-21.8	1.9	32.4	4.4	1.3
Wood products, furniture, paper products and printing						
16 Pembuatan kayu dan produk kayu dan gabus, kecuali perabot; pembuatan bagi artikel jerami dan bahan-bahan anyaman <i>Manufacture of wood and products of wood and cork, except furniture; manufacture of articles of straw and plaiting materials</i>	4.7	-39.5	13.1	54.5	7.3	0.3
17 Pembuatan kertas dan produk kertas <i>Manufacture of paper and paper products</i>	5.2	3.3	1.4	4.2	0.9	2.9
18 Percetakan dan penerbitan semula media rakaman <i>Printing and reproduction of recorded media</i>	-0.3	-18.5	0.9	26.2	3.8	2.4
31 Pembuatan perabot <i>Manufacture of furniture</i>	-4.3	-31.3	-11.0	65.9	5.1	0.04
4. Petroleum, kimia, getah dan plastik	11.4	13.3	-0.8	-0.01	-2.3	4.8
Petroleum, chemical, rubber and plastic						
19 Pembuatan kok dan produk petroleum bertapis <i>Manufacture of coke and refined petroleum products</i>	7.1	32.0	8.7	3.4	-8.2	3.7
20 Pembuatan kimia dan produk kimia <i>Manufacture of chemicals and chemical products</i>	12.9	-12.2	10.5	6.3	6.7	3.1
21 Pembuatan produk farmaseutikal asas, kimia perubatan dan botani <i>Manufacture of basic pharmaceutical products and pharmaceutical preparations</i>	8.1	6.8	6.4	-0.1	0.4	5.6
22 Pembuatan produk getah dan plastik <i>Manufacture of rubber and plastics products</i>	14.7	14.9	-17.4	-9.3	-1.2	7.4
5. Produk mineral bukan logam, logam asas dan produk logam yang direka	3.4	-17.9	-5.1	33.6	4.1	2.5
Non-metallic mineral products, basic metal and fabricated metal products						
23 Pembuatan produk galian bukan logam lain <i>Manufacture of other non-metallic mineral products</i>	6.1	-20.5	-10.6	35.4	11.1	2.7
24 Pembuatan logam asas <i>Manufacture of basic metals</i>	-2.0	-22.0	9.1	32.1	-1.9	1.7
25 Pembuatan produk logam, kecuali mesin dan kelengkapan <i>Manufacture of fabricated metal products, except machinery and equipment</i>	6.3	-12.2	-12.0	33.8	4.5	3.1
6. Produk elektrik dan elektronik	0.8	-2.4	8.1	10.6	0.8	-1.5
Electrical and electronic products						
26 Pembuatan komputer, produk elektronik dan optikal <i>Manufacture of computer, electronics and optical products</i>	2.1	-5.9	10.1	10.9	2.8	-1.5
27 Pembuatan kelengkapan elektrik <i>Manufacture of electrical equipment</i>	-7.7	9.6	5.9	11.0	-6.7	0.5
28 Pembuatan jentera dan peralatan t.t.t.l. <i>Manufacture of machinery and equipment n.e.c.</i>	-1.6	19.7	-5.6	7.1	-9.6	-3.7
7. Kelengkapan pengangkutan dan pembuatan lain	-11.3	-10.8	-8.1	45.2	-11.3	-14.1
Transport equipment and other manufactures						
29 Pembuatan kenderaan bermotor, treler dan semi treler <i>Manufacture of motor vehicles, trailers and semi-trailers</i>	-15.2	-11.7	-5.6	48.9	-14.4	-19.9
30 Pembuatan kelengkapan pengangkutan lain <i>Manufacture of other transport equipment</i>	-0.5	-11.8	-8.6	34.9	-5.6	2.7
32 Pembuatan lain <i>Other manufacturing</i>	2.3	2.0	-27.3	37.0	2.1	5.3
33 Pembaikan dan pemasangan jentera dan kelengkapan <i>Repair and installation of machinery and equipment</i>	-2.7	-21.0	4.1	35.3	-4.6	2.0
Pembuatan	Jumlah	0.5	2.6	1.1	11.8	-2.7
<i>Manufacturing</i>	<i>Total</i>					-1.4

(%)

2021											2022			
Feb.	Mac	Apr.	Mei	Jun	Jul.	Ogo.	Sep.	Okt.	Nov.	Dis.	Jan.	Feb.	Mac	Apr.
-0.7	0.8	22.8	-2.3	7.6	-9.6	1.4	13.2	0.4	-2.3	-2.7	-5.8	-6.3	1.4	23.4
-0.6	0.2	25.2	-1.4	10.1	-10.2	0.6	12.8	-1.2	-1.9	-3.1	-6.2	-6.7	1.0	25.0
0.1	7.0	-4.3	-18.2	-39.2	15.7	36.8	14.9	17.5	-8.7	0.2	6.7	0.3	6.1	3.9
-5.8	16.9	-19.2	-16.5	-69.5	6.8	-30.5	151.9	191.0	-16.1	16.4	-14.9	1.0	9.4	-9.0
-3.1	2.1	-4.7	-4.4	-1.9	-2.5	2.1	3.0	12.8	4.1	3.0	-1.1	-3.7	2.3	-4.8
-2.7	7.8	-2.0	-2.4	8.4	-8.1	-2.3	0.9	8.8	6.7	3.2	-0.1	-5.2	3.0	-2.5
-2.9	-4.3	-4.6	-6.1	-6.6	6.2	3.1	1.8	14.5	0.6	3.5	-3.1	-2.0	1.5	-4.3
-5.5	3.7	-16.3	-7.9	-35.3	-5.8	32.6	22.2	26.3	6.2	0.7	1.5	-3.0	2.0	-16.5
-4.2	9.3	-13.1	-14.4	-15.1	-3.4	30.5	10.4	8.5	8.7	0.004	4.1	-8.4	10.2	-9.9
-5.0	10.8	-21.9	-32.9	-19.7	-0.4	72.4	12.0	14.4	10.4	4.2	4.2	-11.0	14.9	-22.1
0.9	15.4	-2.1	-6.4	0.2	-1.7	7.1	1.7	2.3	0.01	-4.6	3.6	-5.1	12.4	2.8
-3.9	-2.5	-0.2	-12.0	-26.4	16.6	16.7	3.8	1.2	23.1	1.2	-0.1	-4.7	-0.6	0.1
-9.3	7.8	-24.3	-2.4	-28.1	-27.4	57.5	33.7	15.4	10.2	-0.8	7.9	-11.2	8.1	-15.3
-6.0	15.5	5.7	-1.8	2.5	2.5	-5.0	-2.8	0.4	5.7	-1.3	1.1	-12.7	14.2	6.0
-10.4	5.3	30.9	2.6	-1.6	11.9	-2.3	-3.3	0.8	12.4	-6.5	4.9	-22.8	13.2	19.0
-1.5	6.4	-18.6	-0.1	12.7	-0.4	6.1	-4.0	1.2	3.7	9.8	-1.1	-2.1	5.4	-11.8
6.1	8.0	-4.5	-3.8	21.3	-9.2	4.4	5.0	-2.5	-1.4	-3.5	5.3	-6.7	8.5	0.6
-5.6	33.1	2.1	-6.9	0.5	-5.0	-16.2	-1.5	-0.6	-2.0	-1.7	-3.0	-6.2	25.0	4.9
-6.8	2.6	-2.6	-11.9	-24.2	-3.4	26.4	17.7	7.1	5.2	4.0	3.2	-6.6	3.5	-2.4
-6.0	4.5	-10.6	-7.9	-21.6	-0.6	10.6	7.2	12.7	14.4	4.0	4.5	-3.6	5.6	-7.0
-6.0	1.4	-3.0	-19.0	-22.0	-6.6	55.6	26.0	0.9	0.2	1.2	0.3	-6.2	3.5	-4.3
-8.1	2.2	4.2	-9.2	-27.6	-3.2	17.2	17.3	9.8	3.6	6.7	4.8	-9.3	2.0	3.0
-1.5	3.8	-3.6	-7.0	13.2	-7.1	11.2	6.7	3.2	-4.0	6.3	-8.0	3.5	12.5	-6.7
-0.7	3.5	-7.5	-6.8	13.6	-5.2	9.6	8.1	3.2	-4.8	7.5	-8.6	6.1	13.8	-9.9
-10.0	6.0	10.3	-6.8	11.5	-8.3	13.9	2.1	5.2	-1.6	3.0	-5.7	-8.3	10.1	2.8
0.5	3.9	19.9	-9.3	11.2	-21.5	23.8	0.02	0.6	-0.1	-1.0	-4.6	-7.5	1.1	20.0
-5.3	13.9	0.2	-14.8	-24.3	6.3	6.9	19.2	23.5	7.3	-5.8	-9.1	-7.1	12.7	3.2
-3.5	13.3	-1.4	-12.7	-27.6	14.3	4.1	18.5	28.7	7.1	-6.5	-12.4	-5.9	12.5	1.8
-10.8	18.6	-0.2	-25.6	-3.1	-10.1	19.1	8.0	17.0	8.6	-5.0	-3.3	-10.2	17.0	4.3
-8.8	7.6	17.4	-7.1	-31.9	-18.3	10.5	35.9	5.6	5.3	0.8	4.8	-8.3	2.7	17.0
-7.1	22.6	-9.5	-31.7	-2.3	3.6	10.3	30.3	6.1	11.7	-8.1	-1.7	-13.3	27.1	-6.6
-3.6	7.2	2.9	-6.1	1.3	-3.6	5.5	6.9	3.9	1.2	1.1	-3.4	-5.2	9.8	2.3

Jadual **1.2a** : Bilangan Pekerja Bergaji Sektor Pembuatan Mengikut Subsektor
 Table : Number of Paid Employees of Manufacturing Sector by Sub-sector

Subsektor Sub-sector	2020	2021	2021			
			Q1	Q2	Q3	
1. Makanan, minuman dan tembakau Food, beverages and tobacco	290,799	297,901	298,808	298,494	299,079	
10 Pembuatan produk makanan <i>Manufacture of food products</i>	273,958	280,751	281,281	281,706	281,854	
11 Pembuatan minuman <i>Manufacture of beverages</i>	15,681	15,951	16,115	15,637	16,029	
12 Pembuatan produk tembakau <i>Manufacture of tobacco products</i>	1,160	1,199	1,412	1,151	1,196	
2. Tekstil, pakaian, kulit dan kasut Textiles, wearing apparel, leather and footwear	80,451	82,500	81,540	78,971	78,901	
13 Pembuatan tekstil <i>Manufacture of textiles</i>	26,699	27,738	27,384	27,027	27,293	
14 Pembuatan pakaian <i>Manufacture of wearing apparel</i>	41,919	42,474	42,142	40,318	39,623	
15 Pembuatan produk kulit dan barangan berkaitan <i>Manufacture of leather and related products</i>	11,833	12,288	12,015	11,626	11,985	
3. Produk kayu, perabot, keluaran kertas dan percetakan Wood products, furniture, paper products and printing	284,313	293,945	286,710	278,262	287,981	
16 Pembuatan kayu dan produk kayu dan gabus, kecuali perabot; pembuatan bagi artikel jerami dan bahan-bahan anyaman <i>Manufacture of wood and products of wood and cork, except furniture; manufacture of articles of straw and plaiting materials</i>	91,127	93,465	90,158	88,825	93,126	
17 Pembuatan kertas dan produk kertas <i>Manufacture of paper and paper products</i>	54,294	56,213	55,320	54,235	54,814	
18 Percetakan dan penerbitan semula media rakaman <i>Printing and reproduction of recorded media</i>	65,015	67,428	65,618	63,077	62,499	
31 Pembuatan perabot <i>Manufacture of furniture</i>	73,877	76,839	75,614	72,124	77,542	
4. Petroleum, kimia, getah dan plastik Petroleum, chemical, rubber and plastic	417,319	420,316	423,964	427,330	422,651	
19 Pembuatan kok dan produk petroleum bertapis <i>Manufacture of coke and refined petroleum products</i>	16,623	17,093	17,207	16,812	17,148	
20 Pembuatan kimia dan produk kimia <i>Manufacture of chemicals and chemical products</i>	101,429	101,692	104,975	101,641	101,298	
21 Pembuatan produk farmaseutikal asas, kimia perubatan dan botani <i>Manufacture of basic pharmaceutical products and pharmaceutical preparations</i>	23,344	25,092	23,420	26,265	26,547	
22 Pembuatan produk getah dan plastik <i>Manufacture of rubber and plastics products</i>	275,924	276,438	278,363	282,612	277,659	
5. Produk mineral bukan logam, logam asas dan produk logam yang Non-metallic mineral products, basic metal and fabricated metal	368,721	373,358	373,885	362,525	365,349	
23 Pembuatan produk galian bukan logam lain <i>Manufacture of other non-metallic mineral products</i>	103,386	105,600	104,197	102,770	103,829	
24 Pembuatan logam asas <i>Manufacture of basic metals</i>	110,682	111,076	111,732	107,896	106,907	
25 Pembuatan produk logam, kecuali mesin dan kelengkapan <i>Manufacture of fabricated metal products, except machinery and equipment</i>	154,653	156,682	157,956	151,859	154,614	
6. Produk elektrik dan elektronik Electrical and electronic products	556,233	585,527	562,623	568,471	573,632	
26 Pembuatan komputer, produk elektronik dan optikal <i>Manufacture of computer, electronics and optical products</i>	365,538	390,477	370,468	376,557	381,683	
27 Pembuatan kelengkapan elektrik <i>Manufacture of electrical equipment</i>	98,712	102,080	99,658	98,270	100,361	
28 Pembuatan jentera dan peralatan t.t.t.l. <i>Manufacture of machinery and equipment n.e.c.</i>	91,983	92,969	92,497	93,644	91,587	
7. Kelengkapan pengangkutan dan pembuatan lain Transport equipment and other manufactures	201,360	206,071	206,014	201,366	203,813	
29 Pembuatan kenderaan bermotor, treler dan semi treler <i>Manufacture of motor vehicles, trailers and semi-trailers</i>	82,994	83,798	83,226	82,711	83,032	
30 Pembuatan kelengkapan pengangkutan lain <i>Manufacture of other transport equipment</i>	41,252	41,596	43,092	40,706	41,603	
32 Pembuatan lain <i>Other manufacturing</i>	37,138	39,222	38,583	37,931	38,175	
33 Pembaikan dan pemasangan jentera dan kelengkapan <i>Repair and installation of machinery and equipment</i>	39,976	41,456	41,113	40,018	41,003	
Pembuatan Manufacturing	Jumlah Total	2,199,195	2,259,619	2,233,545	2,215,420	2,231,406

2022		2021	2022	2021					
Q4	Q1	(Jan. - Apr.)	(Jan. - Apr.)	Jan.	Feb.	Mac	Apr.	Mei.	Jun
297,901	302,632	298,788	302,210	298,703	299,069	298,808	298,788	297,815	298,494
280,751	284,914	281,674	284,565	281,478	281,573	281,281	281,674	280,814	281,706
15,951	16,304	15,961	16,479	15,982	16,067	16,115	15,961	15,845	15,637
1,199	1,413	1,153	1,165	1,243	1,429	1,412	1,153	1,157	1,151
82,500	83,137	81,396	82,751	81,176	81,641	81,540	81,396	82,235	78,971
27,738	27,585	27,394	27,520	27,248	27,266	27,384	27,394	27,701	27,027
42,474	43,154	41,961	42,859	41,906	42,172	42,142	41,961	42,454	40,318
12,288	12,399	12,041	12,371	12,023	12,203	12,015	12,041	12,081	11,626
293,945	295,043	285,320	292,921	287,317	287,103	286,710	285,320	287,642	278,262
93,465	91,448	90,090	90,930	92,009	91,216	90,158	90,090	92,622	88,825
56,213	56,974	54,957	56,425	55,040	55,359	55,320	54,957	54,800	54,235
67,428	67,661	63,679	65,412	65,218	65,262	65,618	63,679	63,844	63,077
76,839	78,959	76,594	80,154	75,049	75,267	75,614	76,594	76,376	72,124
420,316	428,403	430,144	435,322	421,190	419,834	423,964	430,144	429,402	427,330
17,093	17,719	16,752	17,224	16,790	16,792	17,207	16,752	16,759	16,812
101,692	105,228	101,455	102,125	102,157	102,029	104,975	101,455	101,702	101,641
25,092	24,800	26,421	28,001	23,328	23,477	23,420	26,421	26,220	26,265
276,438	280,656	285,515	287,972	278,915	277,536	278,363	285,515	284,720	282,612
373,358	376,488	370,742	374,377	372,810	371,377	373,885	370,742	369,426	362,525
105,600	105,181	104,985	105,571	105,335	103,672	104,197	104,985	104,777	102,770
111,076	112,250	109,495	111,767	111,859	111,442	111,732	109,495	108,920	107,896
156,682	159,057	156,262	157,040	155,617	156,264	157,956	156,262	155,729	151,859
585,527	590,903	564,163	593,311	558,994	562,597	562,623	564,163	566,004	568,471
390,477	394,505	372,829	396,868	366,945	369,641	370,468	372,829	375,037	376,557
102,080	102,806	98,408	101,638	99,564	99,154	99,658	98,408	98,437	98,270
92,969	93,591	92,927	94,805	92,485	93,802	92,497	92,927	92,530	93,644
206,071	210,719	204,451	210,578	205,506	206,794	206,014	204,451	203,935	201,366
83,798	85,015	83,481	85,024	82,939	83,478	83,226	83,481	83,275	82,711
41,596	43,328	41,382	42,914	42,799	42,887	43,092	41,382	41,279	40,706
39,222	39,511	38,532	39,543	38,315	38,679	38,583	38,532	38,391	37,931
41,456	42,865	41,056	43,097	41,454	41,750	41,113	41,056	40,989	40,018
2,259,619	2,287,325	2,235,004	2,291,470	2,225,697	2,228,415	2,233,545	2,235,004	2,236,459	2,215,420

Jadual **1.2a** : Bilangan Pekerja Bergaji Sektor Pembuatan Mengikut Subsektor
 Table : Number of Paid Employees of Manufacturing Sector by Sub-sector

Subsektor Sub-sector	Jul.	Ogo.	Sep.
1. Makanan, minuman dan tembakau Food, beverages and tobacco	299,752	296,629	299,079
10 Pembuatan produk makanan Manufacture of food products	283,017	279,573	281,854
11 Pembuatan minuman Manufacture of beverages	15,622	15,995	16,029
12 Pembuatan produk tembakau Manufacture of tobacco products	1,113	1,061	1,196
2. Tekstil, pakaian, kulit dan kasut Textiles, wearing apparel, leather and footwear	78,312	78,955	78,901
13 Pembuatan tekstil Manufacture of textiles	26,862	27,102	27,293
14 Pembuatan pakaian Manufacture of wearing apparel	40,022	40,221	39,623
15 Pembuatan produk kulit dan barangan berkaitan Manufacture of leather and related products	11,428	11,632	11,985
3. Produk kayu, perabot, keluaran kertas dan percetakan Wood products, furniture, paper products and printing	278,370	279,123	287,981
16 Pembuatan kayu dan produk kayu dan gabus, kecuali perabot; pembuatan bagi artikel jerami dan bahan-bahan anyaman Manufacture of wood and products of wood and cork, except furniture; manufacture of articles of straw and plaiting materials	90,985	91,465	93,126
17 Pembuatan kertas dan produk kertas Manufacture of paper and paper products	53,891	53,894	54,814
18 Percetakan dan penerbitan semula media rakaman Printing and reproduction of recorded media	62,788	62,872	62,499
31 Pembuatan perabot Manufacture of furniture	70,706	70,892	77,542
4. Petroleum, kimia, getah dan plastik Petroleum, chemical, rubber and plastic	425,522	424,489	422,651
19 Pembuatan kok dan produk petroleum bertapis Manufacture of coke and refined petroleum products	17,135	17,138	17,148
20 Pembuatan kimia dan produk kimia Manufacture of chemicals and chemical products	101,485	101,314	101,298
21 Pembuatan produk farmaseutikal asas, kimia perubatan dan botani Manufacture of basic pharmaceutical products and pharmaceutical preparations	26,471	26,721	26,547
22 Pembuatan produk getah dan plastik Manufacture of rubber and plastics products	280,431	279,317	277,659
5. Produk mineral bukan logam, logam asas dan produk logam yang direka Non-metallic mineral products, basic metal and fabricated metal products	361,387	361,721	365,349
23 Pembuatan produk galian bukan logam lain Manufacture of other non-metallic mineral products	103,244	103,340	103,829
24 Pembuatan logam asas Manufacture of basic metals	106,276	106,455	106,907
25 Pembuatan produk logam, kecuali mesin dan kelenakapan Manufacture of fabricated metal products, except machinery and equipment	151,867	151,926	154,614
6. Produk elektrik dan elektronik Electrical and electronic products	565,537	571,538	573,632
26 Pembuatan komputer, produk elektronik dan optikal Manufacture of computer, electronics and optical products	376,207	380,326	381,683
27 Pembuatan kelengkapan elektrik Manufacture of electrical equipment	97,652	99,525	100,361
28 Pembuatan jentera dan peralatan t.t.t.l. Manufacture of machinery and equipment n.e.c.	91,679	91,687	91,587
7. Kelengkapan pengangkutan dan pembuatan lain Transport equipment and other manufactures	201,204	201,260	203,813
29 Pembuatan kenderaan bermotor, treler dan semi treler Manufacture of motor vehicles, trailers and semi-trailers	82,206	82,074	83,032
30 Pembuatan kelengkapan pengangkutan lain Manufacture of other transport equipment	40,630	40,587	41,603
32 Pembuatan lain Other manufacturing	37,994	37,964	38,175
33 Pembaikan dan pemasangan jentera dan kelengkapan Repair and installation of machinery and equipment	40,374	40,635	41,003
	2,210,084	2,213,715	2,231,406

2022						
Okt.	Nov.	Dis.	Jan.	Feb.	Mac.	Apr.
295,243	297,067	297,901	302,519	302,562	302,632	302,210
278,286	280,110	280,751	285,122	284,847	284,914	284,565
15,759	15,759	15,951	16,109	16,283	16,304	16,479
1,198	1,199	1,199	1,288	1,432	1,413	1,165
79,049	82,088	82,500	82,795	83,322	83,137	82,751
27,385	27,528	27,738	27,610	27,519	27,585	27,520
39,428	42,252	42,474	42,686	43,104	43,154	42,859
12,235	12,308	12,288	12,500	12,698	12,399	12,371
290,663	295,057	293,945	296,297	296,332	295,043	292,921
92,979	94,107	93,465	93,872	93,451	91,448	90,930
55,655	56,618	56,213	56,584	57,016	56,974	56,425
65,050	67,089	67,428	67,482	67,331	67,661	65,412
76,979	77,243	76,839	78,359	78,533	78,959	80,154
423,687	420,700	420,316	421,546	420,036	428,403	435,322
17,060	16,982	17,093	17,035	17,282	17,719	17,224
102,528	102,000	101,692	102,342	102,145	105,228	102,125
26,387	25,048	25,092	24,691	24,817	24,800	28,001
277,712	276,671	276,438	277,478	275,791	280,656	287,972
367,597	368,520	373,358	375,795	374,228	376,488	374,377
103,844	104,457	105,600	106,663	104,914	105,181	105,571
108,292	108,518	111,076	111,920	112,084	112,250	111,767
155,460	155,545	156,682	157,212	157,230	159,057	157,040
579,226	583,641	585,527	585,997	589,135	590,903	593,311
386,599	389,519	390,477	389,778	391,825	394,505	396,868
101,075	100,953	102,080	102,398	102,254	102,806	101,638
91,552	93,169	92,969	93,820	95,057	93,591	94,805
205,584	206,501	206,071	209,197	210,312	210,719	210,578
83,593	83,602	83,798	84,390	85,095	85,015	85,024
41,959	41,992	41,596	42,840	43,045	43,328	42,914
38,422	38,985	39,222	39,437	39,702	39,511	39,543
41,610	41,922	41,456	42,529	42,470	42,865	43,097
2,241,048	2,253,574	2,259,619	2,274,146	2,275,927	2,287,325	2,291,470

Subsektor Sub-sector	2020	2021	2021				2022
			Q1	Q2	Q3	Q4	Q1
1. Makanan, minuman dan tembakau Food, beverages and tobacco	-1.3	2.4	0.1	0.5	0.8	2.4	1.3
10 Pembuatan produk makanan <i>Manufacture of food products</i>	-0.5	2.5	0.9	0.6	0.8	2.5	1.3
11 Pembuatan minuman <i>Manufacture of beverages</i>	-10.7	1.7	-10.6	-2.1	0.7	1.7	1.2
12 Pembuatan produk tembakau <i>Manufacture of tobacco products</i>	-27.4	3.3	-12.8	17.6	11.1	3.3	0.1
2. Tekstil, pakaian, kulit dan kasut Textiles, wearing apparel, leather and footwear	-14.4	2.5	-15.1	-11.6	-4.3	2.5	2.0
13 Pembuatan tekstil <i>Manufacture of textiles</i>	-5.8	3.9	-4.6	-2.7	0.4	3.9	0.7
14 Pembuatan pakaian <i>Manufacture of wearing apparel</i>	-21.6	1.3	-23.4	-18.8	-9.2	1.3	2.4
15 Pembuatan produk kulit dan barangan berkaitan <i>Manufacture of leather and related products</i>	-2.7	3.8	-2.5	-1.8	3.0	3.8	3.2
3. Produk kayu, perabot, keluaran kertas dan percetakan Wood products, furniture, paper products and printing	-4.6	3.4	-3.7	-1.4	1.5	3.4	2.9
16 Pembuatan kayu dan produk kayu dan gabus, kecuali perabot; pembuatan bagi artikel jerami dan bahan-bahan anyaman <i>Manufacture of wood and products of wood and cork, except furniture; manufacture of articles of straw and plaiting materials</i>	-7.9	2.6	-8.1	-3.5	0.5	2.6	1.4
17 Pembuatan kertas dan produk kertas <i>Manufacture of paper and paper products</i>	-4.8	3.5	-3.1	2.7	2.9	3.5	3.0
18 Percetakan dan penerbitan semula media rakaman <i>Printing and reproduction of recorded media</i>	-1.6	3.7	-1.2	-0.4	-1.9	3.7	3.1
31 Pembuatan perabot <i>Manufacture of furniture</i>	-2.9	4.0	-0.7	-2.5	4.6	4.0	4.4
4. Petroleum, kimia, getah dan plastik Petroleum, chemical, rubber and plastic	0.8	0.7	1.8	3.8	1.3	0.7	1.0
19 Pembuatan kok dan produk petroleum bertapis <i>Manufacture of coke and refined petroleum products</i>	-7.2	2.8	-4.5	5.7	5.1	2.8	3.0
20 Pembuatan kimia dan produk kimia <i>Manufacture of chemicals and chemical products</i>	-6.2	0.3	-4.1	2.4	0.1	0.3	0.2
21 Pembuatan produk farmaseutikal asas, kimia perubatan dan botani <i>Manufacture of basic pharmaceutical products and pharmaceutical preparations</i>	9.5	7.5	11.6	11.6	11.8	7.5	5.9
22 Pembuatan produk getah dan plastik <i>Manufacture of rubber and plastics products</i>	3.4	0.2	3.9	3.4	0.6	0.2	0.8
5. Produk mineral bukan logam, logam asas dan produk logam yang direka Non-metallic mineral products, basic metal and fabricated metal products	0.2	1.3	1.7	-0.3	0.2	1.3	0.7
23 Pembuatan produk galian bukan logam lain <i>Manufacture of other non-metallic mineral products</i>	-3.4	2.1	-2.0	-1.9	0.1	2.1	0.9
24 Pembuatan logam asas <i>Manufacture of basic metals</i>	-0.9	0.4	-0.2	1.1	0.1	0.4	0.5
25 Pembuatan produk logam, kecuali mesin dan kelengkapan <i>Manufacture of fabricated metal products, except machinery and equipment</i>	3.6	1.3	5.8	-0.2	0.4	1.3	0.7
6. Produk elektrik dan elektronik Electrical and electronic products	-1.2	5.3	-0.7	4.4	4.5	5.3	5.0
26 Pembuatan komputer, produk elektronik dan optikal <i>Manufacture of computer, electronics and optical products</i>	-2.8	6.8	-2.7	4.8	5.8	6.8	6.5
27 Pembuatan kelengkapan elektrik <i>Manufacture of electrical equipment</i>	3.4	3.4	3.6	4.0	3.3	3.4	3.2
28 Pembuatan jentera dan peralatan t.t.t.l. <i>Manufacture of machinery and equipment n.e.c.</i>	0.9	1.1	3.1	3.1	0.3	1.1	1.2
7. Kelengkapan pengangkutan dan pembuatan lain Transport equipment and other manufactures	-5.2	2.3	-4.0	0.8	1.3	2.3	2.3
29 Pembuatan kenderaan bermotor, treler dan semi treler <i>Manufacture of motor vehicles, trailers and semi-trailers</i>	-6.9	1.0	-7.6	0.7	1.1	1.0	2.1
30 Pembuatan kelengkapan pengangkutan lain <i>Manufacture of other transport equipment</i>	-9.2	0.8	-6.7	0.3	0.1	0.8	0.5
32 Pembuatan lain <i>Other manufacturing</i>	1.1	5.6	2.9	1.1	1.8	5.6	2.4
33 Pembaikan dan pemasangan jentera dan kelengkapan <i>Repair and installation of machinery and equipment</i>	-2.6	3.7	0.8	1.5	2.3	3.7	4.3
Pembuatan Manufacturing	-2.0	2.7	-1.1	1.2	1.6	2.7	2.4
Jumlah Total							

2021	2022	2021												2022			
(Jan. - Apr.)	(Jan. - Apr.)	Jan.	Feb.	Mac	Apr.	Mei	Jun	Jul.	Ogo.	Sep.	Okt.	Nov.	Dis.	Jan.	Feb.	Mac	Apr.
1.1	1.1	-1.2	-0.8	0.1	1.1	1.2	0.5	1.1	0.1	0.8	1.7	2.3	2.4	1.3	1.2	1.3	1.1
1.2	1.0	-0.4	-0.1	0.9	1.2	1.3	0.6	1.3	0.2	0.8	1.7	2.4	2.5	1.3	1.2	1.3	1.0
-2.5	3.2	-11.5	-11.4	-10.6	-2.5	-1.5	-2.1	-3.6	-1.0	0.7	1.6	1.9	1.7	0.8	1.3	1.2	3.2
19.4	1.1	-22.4	-11.5	-12.8	19.4	18.0	17.6	14.7	10.4	11.1	7.5	1.2	3.3	3.6	0.2	0.1	1.1
-8.6	1.7	-16.4	-16.1	-15.1	-8.6	-8.9	-11.6	-8.3	-3.8	-4.3	-2.9	1.8	2.5	2.0	2.1	2.0	1.7
1.0	0.5	-7.7	-7.6	-4.6	1.0	0.3	-2.7	-1.6	-1.3	0.4	1.3	2.4	3.9	1.3	0.9	0.7	0.5
-16.3	2.1	-24.1	-23.6	-23.4	-16.3	-16.4	-18.8	-13.9	-6.7	-9.2	-7.6	0.7	1.3	1.9	2.2	2.4	2.1
2.1	2.7	-2.6	-3.1	-2.5	2.1	1.9	-1.8	-1.9	0.8	3.0	4.9	4.5	3.8	4.0	4.1	3.2	2.7
3.8	2.7	-5.4	-5.2	-3.7	3.8	2.9	-1.4	-1.7	-1.2	1.5	2.7	3.7	3.4	3.1	3.2	2.9	2.7
1.5	0.9	-9.5	-9.8	-8.1	1.5	1.2	-3.5	-1.3	-0.3	0.5	2.4	3.0	2.6	2.0	2.5	1.4	0.9
5.0	2.7	-4.7	-4.0	-3.1	5.0	4.5	2.7	2.1	2.2	2.9	3.0	4.9	3.5	2.8	3.0	3.0	2.7
3.9	2.7	-4.5	-3.8	-1.2	3.9	3.4	-0.4	-2.1	-1.8	-1.9	0.9	2.8	3.7	3.5	3.2	3.1	2.7
5.8	4.6	-1.3	-1.1	-0.7	5.8	3.6	-2.5	-4.4	-4.1	4.6	4.5	4.7	4.0	4.4	4.3	4.4	4.6
5.3	1.2	0.3	0.4	1.8	5.3	4.5	3.8	2.5	1.8	1.3	1.6	0.8	0.7	0.1	0.05	1.0	1.2
2.7	2.8	-7.3	-7.1	-4.5	2.7	5.1	5.7	5.1	5.2	5.1	3.8	3.4	2.8	1.5	2.9	3.0	2.8
2.9	0.7	-8.1	-7.6	-4.1	2.9	2.7	2.4	0.6	0.1	0.1	1.7	0.4	0.3	0.2	0.1	0.2	0.7
13.2	6.0	9.7	10.7	11.6	13.2	12.0	11.6	12.4	12.7	11.8	12.1	7.0	7.5	5.8	5.7	5.9	6.0
5.7	0.9	3.5	3.4	3.9	5.7	4.5	3.4	2.2	1.3	0.6	0.5	0.3	0.2	-0.5	-0.6	0.8	0.9
3.4	1.0	0.3	0.0	1.7	3.4	2.5	-0.3	-0.8	-0.8	0.2	0.8	0.8	1.3	0.8	0.8	0.7	1.0
1.0	0.6	-3.3	-3.5	-2.0	1.0	0.9	-1.9	-0.5	-0.4	0.1	0.6	0.4	2.1	1.3	1.2	0.9	0.6
2.2	2.1	-0.8	-1.5	-0.2	2.2	1.6	1.1	0.2	-0.1	0.1	0.5	1.0	0.4	0.1	0.6	0.5	2.1
6.0	0.5	3.8	3.6	5.8	6.0	4.3	-0.2	-1.8	-1.4	0.4	1.2	1.0	1.3	1.0	0.6	0.7	0.5
4.2	5.2	-1.7	-1.3	-0.7	4.2	4.7	4.4	3.4	4.3	4.5	4.9	5.0	5.3	4.8	4.7	5.0	5.2
4.0	6.4	-3.6	-3.0	-2.7	4.0	4.8	4.8	4.3	5.5	5.8	6.4	6.7	6.8	6.2	6.0	6.5	6.4
4.9	3.3	3.1	2.5	3.6	4.9	5.2	4.0	2.5	3.2	3.3	2.7	2.1	3.4	2.8	3.1	3.2	3.3
4.2	2.0	1.5	1.6	3.1	4.2	3.5	3.1	0.9	1.0	0.3	1.2	1.5	1.1	1.4	1.3	1.2	2.0
1.3	3.0	-5.6	-4.7	-4.0	1.3	2.3	0.8	0.1	0.2	1.3	2.6	2.5	2.3	1.8	1.7	2.3	3.0
0.2	1.8	-8.4	-7.8	-7.6	0.2	2.5	0.7	-0.1	-0.2	1.1	2.0	1.0	1.0	1.8	1.9	2.1	1.8
0.9	3.7	-8.8	-8.0	-6.7	0.9	0.4	0.3	-2.2	-1.9	0.1	1.6	1.3	0.8	0.1	0.4	0.5	3.7
4.0	2.6	1.4	2.6	2.9	4.0	2.9	1.1	1.7	1.7	1.8	3.3	4.8	5.6	2.9	2.6	2.4	2.6
1.7	5.0	-2.4	-0.6	0.8	1.7	3.4	1.5	1.3	1.9	2.3	4.2	4.8	3.7	2.6	1.7	4.3	5.0
3.0	2.5	-2.4	-2.2	-1.1	3.0	2.8	1.2	0.8	1.0	1.6	2.4	2.6	2.7	2.2	2.1	2.4	2.5

Jadual **1.2c** : Bilangan Pekerja Bergaji Sektor Pembuatan Mengikut Subsektor: Perubahan Peratusan Bulanan/Suku Tahunan
 Table **1.2c** : Number of Paid Employees of Manufacturing Sector by Sub-sector: Monthly/Quarterly Percentage Change

Subsektor Sub-sector	2021				2022	
	Q1	Q2	Q3	Q4	Q1	Jan.
1. Makanan, minuman dan tembakau	2.8	-0.1	0.2	-0.4	1.6	2.7
Food, beverages and tobacco						
10 Pembuatan produk makanan <i>Manufacture of food products</i>	2.7	0.2	0.1	-0.4	1.5	2.7
11 Pembuatan minuman <i>Manufacture of beverages</i>	2.8	-3.0	2.5	-0.5	2.2	1.9
12 Pembuatan produk tembakau <i>Manufacture of tobacco products</i>	21.7	-18.5	3.9	0.2	17.9	7.2
2. Tekstil, pakaian, kulit dan kasut	1.4	-3.2	-0.1	4.6	0.8	0.9
Textiles, wearing apparel, leather and footwear						
13 Pembuatan tekstil <i>Manufacture of textiles</i>	2.6	-1.3	1.0	1.6	-0.6	2.1
14 Pembuatan pakaian <i>Manufacture of wearing apparel</i>	0.5	-4.3	-1.7	7.2	1.6	-0.03
15 Pembuatan produk kulit dan barangan berkaitan <i>Manufacture of leather and related products</i>	1.5	-3.2	3.1	2.5	0.9	1.6
3. Produk kayu, perabot, keluaran kertas dan percetakan	0.8	-2.9	3.5	2.1	0.4	1.1
Wood products, furniture, paper products and printing						
16 Pembuatan kayu dan produk kayu dan gabus, kecuali perabot; pembuatan bagi artikel jerami dan bahan-bahan anyaman <i>Manufacture of wood and products of wood and cork, except furniture; manufacture of articles of straw and plaiting materials</i>	-1.1	-1.5	4.8	0.4	-2.2	1.0
17 Pembuatan kertas dan produk kertas <i>Manufacture of paper and paper products</i>	1.9	-2.0	1.1	2.6	1.4	1.4
18 Percetakan dan penerbitan semula media rakaman <i>Printing and reproduction of recorded media</i>	0.9	-3.9	-0.9	7.9	0.3	0.3
31 Pembuatan perabot <i>Manufacture of furniture</i>	2.4	-4.6	7.5	-0.9	2.8	1.6
4. Petroleum, kimia, getah dan plastik	1.6	0.8	-1.1	-0.6	1.9	0.9
Petroleum, chemical, rubber and plastic						
19 Pembuatan kok dan produk petroleum bertapis <i>Manufacture of coke and refined petroleum products</i>	3.5	-2.3	2.0	-0.3	3.7	1.0
20 Pembuatan kimia dan produk kimia <i>Manufacture of chemicals and chemical products</i>	3.5	-3.2	-0.3	0.4	3.5	0.7
21 Pembuatan produk farmaseutikal asas, kimia perubatan dan botani <i>Manufacture of basic pharmaceutical products and pharmaceutical preparations</i>	0.3	12.1	1.1	-5.5	-1.2	-0.1
22 Pembuatan produk getah dan plastik <i>Manufacture of rubber and plastics products</i>	0.9	1.5	-1.8	-0.4	1.5	1.1
5. Produk mineral bukan logam, logam asas dan produk logam yang direka	1.4	-3.0	0.8	2.2	0.8	1.1
Non-metallic mineral products, basic metal and fabricated metal products						
23 Pembuatan produk galian bukan logam lain <i>Manufacture of other non-metallic mineral products</i>	0.8	-1.4	1.0	1.7	-0.4	1.9
24 Pembuatan logam asas <i>Manufacture of basic metals</i>	0.9	-3.4	-0.9	3.9	1.1	1.1
25 Pembuatan produk logam, kecuali mesin dan kelengkapan <i>Manufacture of fabricated metal products, except machinery and equipment</i>	2.1	-3.9	1.8	1.3	1.5	0.6
6. Produk elektrik dan elektronik	1.1	1.0	0.9	2.1	0.9	0.5
Electrical and electronic products						
26 Pembuatan komputer, produk elektronik dan optikal <i>Manufacture of computer, electronics and optical products</i>	1.3	1.6	1.4	2.3	1.0	0.4
27 Pembuatan kelengkapan elektrik <i>Manufacture of electrical equipment</i>	1.0	-1.4	2.1	1.7	0.7	0.9
28 Pembuatan jentera dan peralatan t.t.t.l. <i>Manufacture of machinery and equipment n.e.c.</i>	0.6	1.2	-2.2	1.5	0.7	0.5
7. Kelengkapan pengangkutan dan pembuatan lain	2.3	-2.3	1.2	1.1	2.3	2.1
Transport equipment and other manufactures						
29 Pembuatan kenderaan bermotor, treler dan semi treler <i>Manufacture of motor vehicles, trailers and semi-trailers</i>	0.3	-0.6	0.4	0.9	1.5	-0.1
30 Pembuatan kelengkapan pengangkutan lain <i>Manufacture of other transport equipment</i>	4.5	-5.5	2.2	-0.02	4.2	3.7
32 Pembuatan lain <i>Other manufacturing</i>	3.9	-1.7	0.6	2.7	0.7	3.2
33 Pembaikan dan pemasangan jentera dan kelengkapan <i>Repair and installation of machinery and equipment</i>	2.8	-2.7	2.5	1.1	3.4	3.7
Pembuatan	Jumlah					
Manufacturing	Total	1.6	-0.8	0.7	1.3	1.2

2021											2022			
Feb.	Mac	Apr.	Mei	Jun	Jul.	Ogo.	Sep.	Okt.	Nov.	Dis.	Jan.	Feb.	Mac	Apr.
0.1	-0.1	-0.01	-0.3	0.2	0.4	-1.0	0.8	-1.3	0.6	0.3	1.6	0.01	0.02	-0.1
0.03	-0.1	0.1	-0.3	0.3	0.5	-1.2	0.8	-1.3	0.7	0.2	1.6	-0.1	0.02	-0.1
0.5	0.3	-1.0	-0.7	-1.3	-0.1	2.4	0.2	-1.7	-0.004	1.2	1.0	1.1	0.1	1.1
14.9	-1.2	-18.4	0.3	-0.5	-3.3	-4.7	12.7	0.2	0.1	-0.03	7.5	11.1	-1.3	-17.5
0.6	-0.1	-0.2	1.0	-4.0	-0.8	0.8	-0.1	0.2	3.8	0.5	0.4	0.6	-0.2	-0.5
0.1	0.4	0.04	1.1	-2.4	-0.6	0.9	0.7	0.3	0.5	0.8	-0.5	-0.3	0.2	-0.2
0.6	-0.1	-0.4	1.2	-5.0	-0.7	0.5	-1.5	-0.5	7.2	0.5	0.5	1.0	0.1	-0.7
1.5	-1.5	0.2	0.3	-3.8	-1.7	1.8	3.0	2.1	0.6	-0.2	1.7	1.6	-2.4	-0.2
-0.1	-0.1	-0.5	0.8	-3.3	0.04	0.3	3.2	0.9	1.5	-0.4	0.8	0.01	-0.4	-0.7
-0.9	-1.2	-0.1	2.8	-4.1	2.4	0.5	1.8	-0.2	1.2	-0.7	0.4	-0.4	-2.1	-0.6
0.6	-0.1	-0.7	-0.3	-1.0	-0.6	0.01	1.7	1.5	1.7	-0.7	0.7	0.8	-0.1	-1.0
0.1	0.5	-3.0	0.3	-1.2	-0.5	0.1	-0.6	4.1	3.1	0.5	0.1	-0.2	0.5	-3.3
0.3	0.5	1.3	-0.3	-5.6	-2.0	0.3	9.4	-0.7	0.3	-0.5	2.0	0.2	0.5	1.5
-0.3	1.0	1.5	-0.2	-0.5	-0.4	-0.2	-0.4	0.2	-0.7	-0.1	0.3	-0.4	2.0	1.6
0.02	2.5	-2.6	0.04	0.3	1.9	0.02	0.1	-0.5	-0.5	0.7	-0.3	1.5	2.5	-2.8
-0.1	2.9	-3.4	0.2	-0.1	-0.2	-0.2	-0.02	1.2	-0.5	-0.3	0.6	-0.2	3.0	-2.9
0.6	-0.2	12.8	-0.8	0.2	0.8	0.9	-0.7	-0.6	-5.1	0.2	-1.6	0.5	-0.1	12.9
-0.5	0.3	2.6	-0.3	-0.7	-0.8	-0.4	-0.6	0.02	-0.4	-0.1	0.4	-0.6	1.8	2.6
-0.4	0.7	-0.8	-0.4	-1.9	-0.3	0.1	1.0	0.6	0.3	1.3	0.7	-0.4	0.6	-0.6
-1.6	0.5	0.8	-0.2	-1.9	0.5	0.1	0.5	0.01	0.6	1.1	1.0	-1.6	0.3	0.4
-0.4	0.3	-2.0	-0.5	-0.9	-1.5	0.2	0.4	1.3	0.2	2.4	0.8	0.1	0.1	-0.4
0.4	1.1	-1.1	-0.3	-2.5	0.01	0.04	1.8	0.5	0.1	0.7	0.3	0.01	1.2	-1.3
0.6	0.0	0.3	0.3	0.4	-0.5	1.1	0.4	1.0	0.8	0.3	0.1	0.5	0.3	0.4
0.7	0.2	0.6	0.6	0.4	-0.1	1.1	0.4	1.3	0.8	0.2	-0.2	0.5	0.7	0.6
-0.4	0.5	-1.3	0.03	-0.2	-0.6	1.9	0.8	0.7	-0.1	1.1	0.3	-0.1	0.5	-1.1
1.4	-1.4	0.5	-0.4	1.2	-2.1	0.01	-0.1	-0.04	1.8	-0.2	0.9	1.3	-1.5	1.3
0.6	-0.4	-0.8	-0.3	-1.3	-0.1	0.03	1.3	0.9	0.4	-0.2	1.5	0.5	0.2	-0.1
0.7	-0.3	0.3	-0.2	-0.7	-0.6	-0.2	1.2	0.7	0.01	0.2	0.7	0.8	-0.1	0.01
0.2	0.5	-4.0	-0.2	-1.4	-0.2	-0.1	2.5	0.9	0.1	-0.9	3.0	0.5	0.7	-1.0
0.9	-0.2	-0.1	-0.4	-1.2	0.2	-0.1	0.6	0.6	1.5	0.6	0.5	0.7	-0.5	0.1
0.7	-1.5	-0.1	-0.2	-2.4	0.9	0.6	0.9	1.5	0.8	-1.1	2.6	-0.1	0.9	0.5
0.1	0.2	0.1	0.1	-0.9	-0.2	0.2	0.8	0.4	0.6	0.3	0.6	0.1	0.5	0.2

Jadual **1.3a** : Gaji dan Upah yang Dibayar Sektor Pembuatan Mengikut Subsektor
 Table **1.3a** : Salaries and Wages Paid of Manufacturing Sector by Sub-sector

Subsektor Sub-sector	2020	2021	2021				2022	
			Q1	Q2	Q3	Q4	Q1	
1. Makanan, minuman dan tembakau <i>Food, beverages and tobacco</i>	10,125	10,343	2,559	2,564	2,555	2,665	2,702	
10 Pembuatan produk makanan <i>Manufacture of food products</i>	9,525	9,773	2,411	2,429	2,422	2,512	2,553	
11 Pembuatan minuman <i>Manufacture of beverages</i>	537	508	131	121	120	136	132	
12 Pembuatan produk tembakau <i>Manufacture of tobacco products</i>	63	62	17	14	14	17	17	
2. Tekstil, pakaian, kulit dan kasut <i>Textiles, wearing apparel, leather and footwear</i>	1,996	1,827	466	443	437	481	480	
13 Pembuatan tekstil <i>Manufacture of textiles</i>	661	657	163	162	161	171	166	
14 Pembuatan pakaian <i>Manufacture of wearing apparel</i>	1,023	862	223	207	204	229	231	
15 Pembuatan produk kulit dan barangan berkaitan <i>Manufacture of leather and related products</i>	312	308	79	75	72	81	82	
3. Produk kayu, perabot, keluaran kertas dan percetakan <i>Wood products, furniture, paper products and printing</i>	8,965	9,057	2,286	2,215	2,204	2,353	2,398	
16 Pembuatan kayu dan produk kayu dan gabus, kecuali perabot; pembuatan bagi artikel jerami dan bahan-bahan anyaman <i>Manufacture of wood and products of wood and cork, except furniture; manufacture of articles of straw and plaiting materials</i>	2,424	2,461	605	586	616	654	650	
17 Pembuatan kertas dan produk kertas <i>Manufacture of paper and paper products</i>	2,003	2,018	505	502	495	517	524	
18 Percetakan dan penerbitan semula media rakaman <i>Printing and reproduction of recorded media</i>	2,170	2,153	559	549	507	538	567	
31 Pembuatan perabot <i>Manufacture of furniture</i>	2,368	2,425	617	578	586	643	658	
4. Petroleum, kimia, getah dan plastik <i>Petroleum, chemical, rubber and plastic</i>	19,409	20,344	5,017	5,121	5,104	5,101	5,079	
19 Pembuatan kok dan produk petroleum bertapis <i>Manufacture of coke and refined petroleum products</i>	2,282	2,326	617	522	565	621	629	
20 Pembuatan kimia dan produk kimia <i>Manufacture of chemicals and chemical products</i>	5,668	5,677	1,462	1,388	1,398	1,429	1,485	
21 Pembuatan produk farmaseutikal asas, kimia perubatan dan botani <i>Manufacture of basic pharmaceutical products and pharmaceutical preparations</i>	631	717	165	180	183	189	180	
22 Pembuatan produk getah dan plastik <i>Manufacture of rubber and plastics products</i>	10,828	11,623	2,772	3,030	2,958	2,863	2,786	
5. Produk mineral bukan logam, logam asas dan produk logam yang direka <i>Non-metallic mineral products, basic metal and fabricated metal products</i>	13,579	13,860	3,525	3,393	3,334	3,608	3,650	
23 Pembuatan produk galian bukan logam lain <i>Manufacture of other non-metallic mineral products</i>	4,270	4,340	1,079	1,088	1,055	1,118	1,123	
24 Pembuatan logam asas <i>Manufacture of basic metals</i>	3,989	4,048	1,043	986	959	1,059	1,093	
25 Pembuatan produk logam, kecuali mesin dan kelengkapan <i>Manufacture of fabricated metal products, except machinery and equipment</i>	5,320	5,473	1,403	1,319	1,320	1,431	1,435	
6. Produk elektrik dan elektronik <i>Electrical and electronic products</i>	26,201	27,409	6,957	6,691	6,606	7,155	7,384	
26 Pembuatan komputer, produk elektronik dan optikal <i>Manufacture of computer, electronics and optical products</i>	18,284	19,284	4,871	4,742	4,623	5,049	5,268	
27 Pembuatan kelengkapan elektrik <i>Manufacture of electrical equipment</i>	3,750	3,832	976	910	952	994	993	
28 Pembuatan jentera dan peralatan t.t.t.l. <i>Manufacture of machinery and equipment n.e.c.</i>	4,167	4,292	1,110	1,039	1,032	1,112	1,123	
7. Kelengkapan pengangkutan dan pembuatan lain <i>Transport equipment and other manufactures</i>	6,920	6,992	1,776	1,734	1,664	1,817	1,820	
29 Pembuatan kenderaan bermotor, treler dan semi treler <i>Manufacture of motor vehicles, trailers and semi-trailers</i>	3,418	3,411	865	858	803	885	872	
30 Pembuatan kelengkapan pengangkutan lain <i>Manufacture of other transport equipment</i>	1,101	1,095	288	277	259	271	290	
32 Pembuatan lain <i>Other manufacturing</i>	1,161	1,226	302	291	303	330	325	
33 Pembaikan dan pemasangan jentera dan kelengkapan <i>Repair and installation of machinery and equipment</i>	1,240	1,260	322	309	298	330	334	
Pembuatan <i>Manufacturing</i>	Jumlah <i>Total</i>	87,194	89,830	22,584	22,162	21,904	23,180	23,513

(RM Juta/Million)

2021		2022		2021										2022			
(Jan. - Apr.)	(Jan. - Apr.)	Jan.	Feb.	Mac	Apr.	Mei	Jun	Jul.	Ogo.	Sep.	Okt.	Nov.	Dis.	Jan.	Feb.	Mac	Apr.
3,422	3,603	853	848	858	863	858	843	857	828	871	869	872	923	903	894	905	901
3,227	3,405	803	798	810	816	813	800	814	784	823	822	822	868	853	843	857	852
174	176	44	44	42	43	40	38	38	39	43	43	45	48	44	45	43	44
22	22	5	6	6	5	5	5	5	4	5	5	5	7	5	6	6	5
618	635	160	153	153	152	153	138	143	146	147	150	160	171	165	158	157	155
217	220	55	54	54	54	55	53	53	54	54	55	57	59	56	55	55	54
296	306	78	72	72	72	73	61	68	68	68	68	76	85	81	75	75	74
105	109	27	26	26	26	25	24	22	24	25	27	27	28	28	27	27	27
3,032	3,178	770	757	758	746	746	722	718	725	761	767	777	809	810	796	792	779
803	862	205	201	199	198	197	191	199	202	215	216	217	222	220	216	214	212
675	696	167	167	171	170	166	166	162	163	170	171	173	173	173	177	174	172
743	751	191	182	186	183	187	179	172	172	162	167	175	196	194	185	188	184
812	869	208	207	201	194	197	187	185	187	214	213	213	218	222	218	217	211
6,686	6,787	1,656	1,636	1,724	1,670	1,698	1,753	1,692	1,701	1,711	1,693	1,653	1,755	1,675	1,654	1,750	1,708
786	802	199	193	225	169	168	185	181	180	205	204	194	223	199	198	231	173
1,927	1,963	479	483	500	465	450	474	467	462	469	463	462	505	488	489	508	479
227	247	55	55	55	62	59	59	60	62	61	62	59	68	61	60	60	67
3,746	3,775	923	905	944	974	1,022	1,035	985	997	976	965	939	959	927	908	951	989
4,667	4,831	1,188	1,162	1,174	1,142	1,149	1,101	1,088	1,087	1,159	1,169	1,181	1,258	1,237	1,203	1,210	1,181
1,444	1,500	361	353	365	365	371	351	349	346	360	364	370	384	377	367	378	378
1,376	1,440	350	342	352	333	331	322	310	313	336	340	341	378	370	363	360	347
1,847	1,891	477	468	458	444	447	428	429	429	462	466	470	495	490	473	472	456
9,168	9,758	2,342	2,359	2,255	2,211	2,233	2,247	2,154	2,196	2,256	2,288	2,295	2,572	2,473	2,490	2,421	2,374
6,453	6,991	1,625	1,653	1,593	1,582	1,572	1,588	1,505	1,532	1,586	1,610	1,614	1,825	1,745	1,774	1,749	1,723
1,256	1,285	339	327	310	280	312	318	313	319	320	322	320	352	342	333	319	292
1,459	1,482	379	379	352	349	349	340	336	345	350	355	361	395	386	383	354	359
2,376	2,436	588	597	592	600	578	556	542	548	573	587	597	633	603	610	608	616
1,163	1,171	287	294	283	298	285	275	260	264	279	284	288	314	289	296	287	300
384	387	92	94	101	96	94	87	86	85	89	90	91	90	92	95	102	97
398	429	101	102	99	97	96	98	98	101	104	105	106	119	110	109	106	104
431	449	107	107	108	109	103	97	99	99	101	107	112	111	111	110	113	115
29,970	31,228	7,558	7,512	7,514	7,386	7,416	7,360	7,195	7,231	7,479	7,523	7,536	8,122	7,865	7,805	7,843	7,715

Jadual **1.3b** : Gaji dan Upah yang Dibayar Sektor Pembuatan Mengikut Subsektor: Perubahan Peratusan Tahunan
 Table **1.3b** : Salaries and Wages Paid of Manufacturing Sector by Sub-sector: Annual Percentage Change

Subsektor Sub-sector	2020	2021	2021				2022	
			Q1	Q2	Q3	Q4	Q1	
1. Makanan, minuman dan tembakau <i>Food, beverages and tobacco</i>	1.2	2.2	-2.2	2.6	2.7	5.7	5.6	
10 Pembuatan produk makanan <i>Manufacture of food products</i>	2.3	2.6	-1.1	2.6	3.0	6.0	5.9	
11 Pembuatan minuman <i>Manufacture of beverages</i>	-12.5	-5.4	-16.6	-0.05	-2.8	0.5	1.0	
12 Pembuatan produk tembakau <i>Manufacture of tobacco products</i>	-27.6	-2.4	-18.7	16.7	1.7	0.4	0.8	
2. Tekstil, pakaian, kulit dan kasut <i>Textiles, wearing apparel, leather and footwear</i>	-12.0	-8.5	-17.9	-6.6	-8.0	0.4	2.9	
13 Pembuatan tekstil <i>Manufacture of textiles</i>	-2.9	-0.6	-4.9	3.3	-3.4	2.9	1.7	
14 Pembuatan pakaian <i>Manufacture of wearing apparel</i>	-17.0	-15.7	-26.8	-17.0	-13.1	-2.3	3.6	
15 Pembuatan produk kulit dan barangan berkaitan <i>Manufacture of leather and related products</i>	-12.1	-1.5	-12.3	8.2	-2.5	3.2	3.4	
3. Produk kayu, perabot, keluaran kertas dan percetakan <i>Wood products, furniture, paper products and printing</i>	-2.7	1.0	-2.8	3.2	-1.1	5.1	4.9	
16 Pembuatan kayu dan produk kayu dan gabus, kecuali perabot; pembuatan bagi artikel jerami dan bahan-bahan anyaman <i>Manufacture of wood and products of wood and cork, except furniture; manufacture of articles of straw and plaiting materials</i>	-3.7	1.5	-6.0	2.6	1.2	8.8	7.5	
17 Pembuatan kertas dan produk kertas <i>Manufacture of paper and paper products</i>	-5.8	0.7	-4.7	3.1	0.7	4.3	3.7	
18 Percetakan dan penerbitan semula media rakaman <i>Printing and reproduction of recorded media</i>	-2.8	-0.8	-4.1	2.3	-2.8	1.8	1.3	
31 Pembuatan perabot <i>Manufacture of furniture</i>	1.2	2.4	3.4	4.6	-3.3	5.2	6.6	
4. Petroleum, kimia, getah dan plastik <i>Petroleum, chemical, rubber and plastic</i>	1.3	4.8	3.8	9.4	4.4	1.9	1.2	
19 Pembuatan kok dan produk petroleum bertapis <i>Manufacture of coke and refined petroleum products</i>	-4.4	1.9	-3.1	6.4	5.2	0.6	1.9	
20 Pembuatan kimia dan produk kimia <i>Manufacture of chemicals and chemical products</i>	-8.4	0.2	-8.5	5.6	2.7	2.5	1.5	
21 Pembuatan produk farmaseutikal asas, kimia perubatan dan botani <i>Manufacture of basic pharmaceutical products and pharmaceutical preparations</i>	9.5	13.7	14.6	14.8	13.9	11.9	8.8	
22 Pembuatan produk getah dan plastik <i>Manufacture of rubber and plastics products</i>	8.2	7.3	12.9	11.5	4.6	1.3	0.5	
5. Produk mineral bukan logam, logam asas dan produk logam yang direka <i>Non-metallic mineral products, basic metal and fabricated metal products</i>	-1.8	2.1	-0.3	4.5	-0.2	4.4	3.6	
23 Pembuatan produk galian bukan logam lain <i>Manufacture of other non-metallic mineral products</i>	-1.6	1.6	-3.5	5.1	1.1	4.1	4.1	
24 Pembuatan logam asas <i>Manufacture of basic metals</i>	-7.6	1.5	-3.8	4.2	-0.1	6.2	4.8	
25 Pembuatan produk logam, kecuali mesin dan kelengkapan <i>Manufacture of fabricated metal products, except machinery and equipment</i>	2.7	2.9	5.2	4.3	-1.4	3.4	2.3	
6. Produk elektrik dan elektronik <i>Electrical and electronic products</i>	-0.2	4.6	0.2	7.4	4.2	6.9	6.1	
26 Pembuatan komputer, produk elektronik dan optikal <i>Manufacture of computer, electronics and optical products</i>	-0.6	5.5	-1.3	8.7	5.8	9.3	8.2	
27 Pembuatan kelengkapan elektrik <i>Manufacture of electrical equipment</i>	2.9	2.2	3.3	3.0	1.1	1.5	1.7	
28 Pembuatan jentera dan peralatan t.t.t.l. <i>Manufacture of machinery and equipment n.e.c.</i>	-1.2	3.0	4.4	5.8	0.2	1.8	1.2	
7. Kelengkapan pengangkutan dan pembuatan lain <i>Transport equipment and other manufactures</i>	-7.4	1.0	-5.5	6.4	0.3	3.9	2.5	
29 Pembuatan kenderaan bermotor, treler dan semi treler <i>Manufacture of motor vehicles, trailers and semi-trailers</i>	-9.0	-0.2	-7.8	7.5	-1.5	2.1	0.8	
30 Pembuatan kelengkapan pengangkutan lain <i>Manufacture of other transport equipment</i>	-12.7	-0.5	-9.1	7.9	-0.5	1.6	0.5	
32 Pembuatan lain <i>Other manufacturing</i>	3.9	5.6	3.9	3.7	4.6	9.9	7.8	
33 Pembaikan dan pemasangan jentera dan kelengkapan <i>Repair and installation of machinery and equipment</i>	-7.2	1.6	-3.9	4.4	1.7	4.7	3.7	
Pembuatan	Jumlah Total	-1.1	3.0	-0.6	6.0	2.3	4.7	4.1

(%)

2021	2022	2021											2022				
(Jan. - Apr.)	(Jan. - Apr.)	Jan.	Feb.	Mac.	Apr.	Mei.	Jun	Jul.	Ogo.	Sep.	Okt.	Nov.	Dis.	Jan.	Feb.	Mac.	Apr.
-1.0	5.3	-3.6	-3.3	0.5	2.5	2.6	2.5	4.0	0.3	3.9	5.4	5.8	5.9	5.9	5.4	5.5	4.4
-0.2	5.5	-2.6	-2.3	1.5	2.6	2.7	2.6	4.5	0.5	4.1	5.7	6.1	6.3	6.2	5.6	5.8	4.5
-13.1	1.4	-18.1	-17.6	-14.0	-0.1	0.2	-0.2	-5.6	-3.2	0.4	0.6	0.8	0.1	-0.04	2.0	1.2	2.5
-12.7	0.8	-20.5	-17.1	-18.7	17.9	17.6	14.5	2.3	1.2	1.5	0.2	0.1	0.9	1.3	0.9	0.3	0.5
-14.0	2.7	-18.0	-17.9	-17.7	0.5	-4.2	-15.5	-11.2	-6.5	-6.4	-4.6	2.6	2.9	2.8	3.2	2.7	2.0
-1.5	1.5	-6.8	-4.2	-3.7	10.5	4.9	-4.4	-4.3	-3.4	-2.4	0.5	3.8	4.4	2.4	2.0	0.8	0.6
-23.3	3.4	-25.9	-27.3	-27.2	-9.9	-14.8	-26.1	-16.3	-10.8	-11.9	-11.0	1.5	2.1	3.1	3.8	3.9	2.7
-6.7	3.3	-11.9	-12.8	-12.2	16.0	15.2	-5.1	-9.9	0.2	2.1	3.7	3.5	2.5	2.8	4.0	3.4	3.2
-0.4	4.8	-3.2	-3.2	-2.1	8.0	3.8	-2.1	-3.7	-2.2	2.6	4.0	6.0	5.4	5.1	5.2	4.5	4.5
-2.6	7.4	-5.6	-7.6	-4.6	9.2	3.4	-4.1	-2.3	0.9	4.9	7.4	9.9	9.0	7.6	7.9	7.1	7.0
-2.3	3.1	-5.0	-4.8	-4.3	5.5	3.1	0.8	-0.8	0.5	2.3	3.2	5.5	4.2	4.0	5.9	1.3	1.2
-2.2	1.1	-5.5	-3.6	-3.2	4.0	3.2	-0.4	-2.9	-2.5	-2.9	0.4	2.2	2.6	1.6	1.3	1.0	0.5
5.6	7.1	3.2	3.4	3.6	13.4	5.5	-3.9	-8.2	-7.1	5.2	4.4	5.7	5.4	6.7	5.2	7.9	8.5
5.6	1.5	3.0	3.3	4.9	11.4	9.1	8.0	5.8	4.7	2.9	2.9	1.5	1.3	1.1	1.1	1.5	2.3
-1.7	2.0	-4.9	-2.4	-2.1	3.9	5.8	9.5	5.3	5.4	4.9	1.0	0.6	0.4	0.2	2.5	2.7	2.5
-5.1	1.9	-9.8	-8.7	-7.1	7.8	5.1	4.1	3.5	2.9	1.7	3.8	2.0	1.8	1.8	1.3	1.6	2.9
14.9	8.7	13.9	14.6	15.3	15.7	15.3	13.3	13.4	14.6	13.6	15.1	9.9	10.8	10.5	7.8	8.2	8.3
13.3	0.8	12.7	11.9	14.1	14.3	11.2	9.3	6.5	4.8	2.5	2.3	1.0	0.6	0.4	0.3	0.7	1.6
1.9	3.5	-0.3	-2.1	1.6	9.4	5.0	-0.5	-2.4	-2.2	3.9	4.7	3.9	4.7	4.1	3.5	3.1	3.3
-0.4	3.9	-3.8	-5.3	-1.2	9.8	6.5	-0.7	-0.5	0.1	3.8	4.6	2.4	5.4	4.6	3.9	3.8	3.4
-1.0	4.6	-5.2	-5.8	-0.2	8.9	3.6	0.2	-2.5	-2.5	4.6	5.6	6.9	6.1	5.7	6.2	2.4	4.1
6.2	2.4	6.6	3.5	5.5	9.3	4.8	-0.8	-3.9	-3.8	3.5	4.1	3.0	3.1	2.6	1.3	3.0	2.8
2.0	6.4	-0.6	0.3	1.0	8.0	7.7	6.5	2.7	4.5	5.3	5.7	7.3	7.7	5.6	5.5	7.3	7.3
1.0	8.3	-2.7	-0.8	-0.2	8.5	8.6	9.0	4.4	5.9	7.1	7.7	9.6	10.5	7.4	7.3	9.8	8.9
3.4	2.3	5.6	1.6	2.8	3.4	3.6	2.0	0.1	1.2	2.0	1.6	1.0	1.8	0.8	1.6	2.9	4.2
5.7	1.6	3.9	4.0	5.2	10.0	7.6	0.03	-1.9	1.7	0.8	1.1	3.2	1.2	2.0	1.1	0.3	2.8
-2.2	2.5	-7.0	-6.6	-2.9	9.1	9.2	0.9	-1.0	-0.7	2.4	4.5	4.4	2.7	2.5	2.2	2.7	2.7
-3.8	0.7	-8.7	-8.3	-6.5	10.4	11.6	0.9	-2.4	-2.9	0.6	3.5	2.8	0.3	0.5	0.6	1.3	0.6
-4.4	0.7	-12.7	-12.0	-2.5	13.2	9.7	0.8	-1.7	-1.4	1.5	3.3	1.2	0.2	0.002	0.7	0.9	1.3
4.4	7.7	3.6	3.7	4.3	5.9	4.4	1.0	2.2	4.4	7.2	9.4	9.8	10.5	9.4	7.2	6.8	7.4
-1.8	4.1	-6.2	-5.5	0.2	5.0	7.1	1.1	0.4	1.1	3.7	3.7	6.5	3.9	3.6	3.3	4.2	5.4
1.4	4.2	-1.4	-1.3	0.8	8.2	6.4	3.5	1.5	1.7	3.6	4.4	4.8	4.9	4.1	3.9	4.4	4.5

Jadual **1.3c** : Gaji dan Upah yang Dibayar Sektor Pembuatan Mengikut Subsektor: Perubahan Peratusan Bulanan/Suku Tahunan
 Table **1.3c** : Salaries and Wages Paid of Manufacturing Sector by Sub-sector: Monthly/Quarterly Percentage Change

Subsektor Sub-sector	2021				2022		
	Q1	Q2	Q3	Q4	Q1	Jan.	
1. Makanan, minuman dan tembakau	1.5	0.2	-0.3	4.3	1.4	-2.1	
<i>Food, beverages and tobacco</i>							
10 Pembuatan produk makanan <i>Manufacture of food products</i>	1.8	0.7	-0.3	3.7	1.6	-1.7	
11 Pembuatan minuman <i>Manufacture of beverages</i>	-3.0	-7.3	-1.1	12.9	-2.4	-7.0	
12 Pembuatan produk tembakau <i>Manufacture of tobacco products</i>	-0.1	-15.7	-1.5	21.1	0.3	-16.7	
2. Tekstil, pakaian, kulit dan kasut	-2.7	-4.9	-1.5	10.2	-0.3	-3.3	
<i>Textiles, wearing apparel, leather and footwear</i>							
13 Pembuatan tekstil <i>Manufacture of textiles</i>	-1.6	-1.1	-0.5	6.2	-2.7	-2.1	
14 Pembuatan pakaian <i>Manufacture of wearing apparel</i>	-4.6	-7.5	-1.3	12.1	1.2	-5.3	
15 Pembuatan produk kulit dan barangan berkaitan <i>Manufacture of leather and related products</i>	0.6	-5.4	-4.4	13.5	0.8	0.5	
3. Produk kayu, perabot, keluaran kertas dan percetakan	2.2	-3.1	-0.5	6.8	1.9	0.4	
<i>Wood products, furniture, paper products and printing</i>							
16 Pembuatan kayu dan produk kayu dan gabus, kecuali perabot; pembuatan bagi artikel jerami dan bahan-bahan anyaman <i>Manufacture of wood and products of wood and cork, except furniture; manufacture of articles of straw and plaiting materials</i>	0.6	-3.1	5.2	6.1	-0.6	0.7	
17 Pembuatan kertas dan produk kertas <i>Manufacture of paper and paper products</i>	1.8	-0.6	-1.4	4.6	1.2	0.2	
18 Percetakan dan penerbitan semula media rakaman <i>Printing and reproduction of recorded media</i>	5.8	-1.9	-7.7	6.2	5.3	-0.3	
31 Pembuatan perabot <i>Manufacture of furniture</i>	0.9	-6.3	1.4	9.7	2.2	0.9	
4. Petroleum, kimia, getah dan plastik	0.2	2.1	-0.3	-0.1	-0.4	-4.4	
<i>Petroleum, chemical, rubber and plastic</i>							
19 Pembuatan kok dan produk petroleum bertapis <i>Manufacture of coke and refined petroleum products</i>	-0.03	-15.4	8.2	9.9	1.2	-10.6	
20 Pembuatan kimia dan produk kimia <i>Manufacture of chemicals and chemical products</i>	4.9	-5.0	0.7	2.2	3.9	-3.4	
21 Pembuatan produk farmaseutikal asas, kimia perubatan dan botani <i>Manufacture of basic pharmaceutical products and pharmaceutical preparations</i>	-1.9	8.9	1.7	3.0	-4.5	-10.1	
22 Pembuatan produk getah dan plastik <i>Manufacture of rubber and plastics products</i>	-1.9	9.3	-2.4	-3.2	-2.7	-3.1	
5. Produk mineral bukan logam, logam asas dan produk logam yang direka	2.0	-3.7	-1.7	8.2	1.2	-1.2	
<i>Non-metallic mineral products, basic metal and fabricated metal products</i>							
23 Pembuatan produk galian bukan logam lain <i>Manufacture of other non-metallic mineral products</i>	0.5	0.9	-3.0	5.9	0.4	-1.1	
24 Pembuatan logam asas <i>Manufacture of basic metals</i>	4.6	-5.5	-2.7	10.5	3.2	-1.9	
25 Pembuatan produk logam, kecuali mesin dan kelengkapan <i>Manufacture of fabricated metal products, except machinery and equipment</i>	1.3	-6.0	0.1	8.4	0.3	-0.7	
6. Produk elektrik dan elektronik	4.0	-3.8	-1.3	8.3	3.2	-1.9	
<i>Electrical and electronic products</i>							
26 Pembuatan komputer, produk elektronik dan optikal <i>Manufacture of computer, electronics and optical products</i>	5.5	-2.6	-2.5	9.2	4.4	-1.6	
27 Pembuatan kelengkapan elektrik <i>Manufacture of electrical equipment</i>	-0.4	-6.8	4.6	4.4	-0.1	-2.0	
28 Pembuatan jentera dan peralatan t.t.t.l. <i>Manufacture of machinery and equipment n.e.c.</i>	1.6	-6.4	-0.7	7.8	1.0	-3.0	
7. Kelengkapan pengangkutan dan pembuatan lain	1.5	-2.4	-4.1	9.2	0.1	-4.7	
<i>Transport equipment and other manufactures</i>							
29 Pembuatan kenderaan bermotor, treler dan semi treler <i>Manufacture of motor vehicles, trailers and semi-trailers</i>	-0.2	-0.8	-6.4	10.3	-1.6	-8.1	
30 Pembuatan kelengkapan pengangkutan lain <i>Manufacture of other transport equipment</i>	7.8	-3.9	-6.2	4.6	6.7	2.7	
32 Pembuatan lain <i>Other manufacturing</i>	0.4	-3.6	4.2	8.9	-1.6	-6.2	
33 Pembaikan dan pemasangan jentera dan kelengkapan <i>Repair and installation of machinery and equipment</i>	2.0	-4.0	-3.5	10.8	1.0	0.5	
Pembuatan	Jumlah Total	2.0	-1.9	-1.2	5.8	1.4	-2.4

(%)

2021												2022		
Feb.	Mac	Apr.	Mei	Jun	Jul.	Ogo.	Sep.	Okt.	Nov.	Dis.	Jan.	Feb.	Mac	Apr.
-0.6	1.2	0.7	-0.6	-1.8	1.7	-3.3	5.1	-0.1	0.3	5.8	-2.2	-1.0	1.2	-0.4
-0.6	1.5	0.7	-0.3	-1.7	1.8	-3.7	4.9	-0.1	0.1	5.6	-1.8	-1.2	1.6	-0.5
-0.9	-4.0	1.4	-6.6	-4.1	-1.0	3.3	8.9	-0.3	5.6	6.5	-7.2	1.1	-4.7	2.6
7.1	-4.4	-14.0	0.3	-4.2	-0.1	-3.4	11.1	4.4	0.4	27.3	-16.4	6.7	-5.0	-13.9
-4.7	-0.1	-0.4	0.8	-10.2	4.1	1.5	1.2	1.6	6.9	6.5	-3.4	-4.3	-0.6	-1.0
-1.2	-0.2	-0.9	2.6	-4.0	0.7	0.6	0.9	2.5	2.6	3.1	-3.9	-1.7	-1.4	-1.0
-7.7	0.02	0.04	0.5	-15.8	11.2	-0.4	0.2	-0.4	12.7	10.9	-4.4	-7.0	0.1	-1.1
-2.9	-0.3	-0.4	-2.2	-7.3	-6.5	9.8	5.1	5.2	1.3	1.5	0.9	-1.8	-0.8	-0.7
-1.7	0.1	-1.6	0.01	-3.2	-0.6	1.0	5.0	0.7	1.3	4.1	0.1	-1.6	-0.5	-1.6
-2.0	-0.6	-0.7	-0.6	-3.3	4.5	1.3	6.5	0.3	0.4	2.3	-0.6	-1.7	-1.4	-0.7
0.2	2.6	-0.8	-2.5	0.0	-2.5	1.1	3.8	0.9	1.1	0.2	-0.05	2.1	-1.9	-0.8
-4.4	2.3	-1.6	1.8	-4.3	-3.9	0.4	-5.8	3.0	4.4	12.4	-1.2	-4.7	2.0	-2.1
-0.5	-3.1	-3.3	1.1	-4.7	-1.2	1.0	14.4	-0.7	0.1	2.4	2.1	-1.9	-0.5	-2.8
-1.2	5.4	-3.1	1.7	3.2	-3.5	0.5	0.6	-1.0	-2.4	6.1	-4.6	-1.2	5.8	-2.4
-2.9	16.6	-24.9	-0.8	10.5	-2.6	-0.6	14.3	-0.6	-4.8	15.1	-10.8	-0.7	16.9	-25.1
0.9	3.5	-6.9	-3.4	5.3	-1.4	-1.1	1.5	-1.4	-0.2	9.4	-3.4	0.3	3.8	-5.8
0.2	-0.4	12.6	-4.7	0.2	1.5	3.4	-1.7	1.7	-5.6	15.9	-10.3	-2.3	-0.03	12.7
-2.0	4.4	3.1	5.0	1.3	-4.8	1.2	-2.1	-1.2	-2.7	2.1	-3.3	-2.1	4.8	4.0
-2.1	1.0	-2.7	0.6	-4.2	-1.2	-0.04	6.6	0.9	1.0	6.6	-1.7	-2.7	0.6	-2.4
-2.1	3.3	0.2	1.7	-5.4	-0.7	-0.8	4.1	0.9	1.7	4.0	-1.9	-2.8	3.2	-0.2
-2.2	2.9	-5.3	-0.6	-2.9	-3.7	1.0	7.6	1.0	0.5	10.8	-2.2	-1.8	-0.8	-3.7
-2.0	-2.0	-3.1	0.6	-4.2	0.3	-0.2	7.9	0.8	0.8	5.4	-1.2	-3.3	-0.4	-3.3
0.7	-4.4	-1.9	1.0	0.6	-4.1	1.9	2.7	1.4	0.3	12.1	-3.9	0.7	-2.8	-1.9
1.7	-3.6	-0.7	-0.6	1.0	-5.3	1.8	3.5	1.5	0.2	13.1	-4.3	1.7	-1.4	-1.5
-3.5	-5.4	-9.6	11.4	2.0	-1.6	1.8	0.4	0.7	-0.7	10.2	-3.0	-2.7	-4.2	-8.4
-0.01	-6.9	-0.8	-0.1	-2.5	-1.2	2.5	1.6	1.4	1.7	9.4	-2.3	-0.9	-7.6	1.6
1.5	-0.9	1.5	-3.8	-3.6	-2.6	1.1	4.6	2.4	1.8	6.1	-4.9	1.2	-0.4	1.4
2.4	-3.8	5.2	-4.5	-3.4	-5.6	1.8	5.8	1.6	1.4	8.9	-7.9	2.5	-3.0	4.5
2.3	7.1	-4.9	-2.6	-7.4	-1.2	-1.3	5.3	1.1	1.0	-1.1	2.5	3.0	7.3	-4.5
0.7	-2.3	-2.5	-0.6	1.8	0.4	2.4	3.5	1.1	0.9	11.8	-7.1	-1.3	-2.6	-1.9
-0.7	1.4	1.1	-5.7	-6.0	1.9	0.2	1.7	6.8	4.2	-0.9	0.2	-1.1	2.3	2.3
-0.6	0.03	-1.7	0.4	-0.7	-2.2	0.5	3.4	0.6	0.2	7.8	-3.2	-0.8	0.5	-1.6

Jadual
Table **1.4a** : Nilai Jualan Sektor Pembuatan Mengikut Kumpulan
: Sales Value of Manufacturing Sector by Group

Kod Kumpulan Group code	Keterangan Kumpulan/Tempoh	2020	2021	2021				2022	2021
				Q1	Q2	Q3	Q4	Q1	(Jan. - Apr.)
101	Pemprosesan dan pengawetan daging	7,249	7,877	1,849	1,861	2,039	2,128	2,135	2,440
102	Pemprosesan dan pengawetan ikan, krustasea dan moluska	6,230	6,281	1,678	1,613	1,445	1,544	1,435	2,232
	10201 Pengetinan ikan, krustasea dan moluska &								
	10202 Pemprosesan dan pengawetan ikan, krustasea dan moluska	5,934	5,970	1,597	1,542	1,373	1,459	1,354	2,127
	Industri lain	295	311	81	71	73	85	80	105
103	Pemprosesan dan pengawetan buah-buahan dan sayur - sayuran	1,799	1,779	521	459	379	419	445	693
	10303 Pengetinan nanas &								
	10304 Pembuatan jem, marmalad dan sajian jeli Industri lain	347	364	118	86	78	82	75	155
		1,452	1,415	403	373	301	338	369	537
104	Pembuatan minyak dan lemak daripada sayuran dan haiwan	147,991	168,492	30,600	45,231	45,276	47,386	37,522	45,007
	10404 Pembuatan minyak sayuran mentah dan bertapis &								
	10406 Pembuatan sebatian lemak masakan	13,747	17,088	3,785	4,367	4,748	4,188	4,070	5,237
	10405 Pembuatan minyak kelapa Industri lain	1,220	1,143	345	244	232	321	372	432
		133,024	150,261	26,470	40,620	40,295	42,876	33,080	39,338
105	Pembuatan produk tenusu	10,056	10,805	2,585	2,700	2,689	2,831	2,942	3,486
	10502 Pembuatan susu pekat, tepung dan sejat Industri lain	9,330	10,000	2,371	2,499	2,498	2,632	2,739	3,203
		726	805	214	201	190	199	203	283
106	Pembuatan produk bijian, kanji dan produk berkanji	7,342	8,695	2,021	2,227	2,134	2,313	2,516	2,781
	10611 Pengilangan beras	3,207	3,920	787	1,049	1,002	1,082	1,189	1,139
	10613 Pengilangan tepung Industri lain	3,811	4,453	1,150	1,104	1,056	1,144	1,248	1,532
		324	322	84	75	76	87	78	110
107	Pembuatan produk makanan lain	47,410	53,256	13,437	13,193	12,950	13,676	14,013	17,953
	10711 Pembuatan biskut dan cookies	2,140	2,234	567	524	467	676	797	801
	10712 Pembuatan roti, kek dan produk bakeri lain	11,633	12,375	3,204	3,193	3,123	2,854	2,875	4,205
	10713 Pembuatan produk snek	2,385	2,342	586	575	526	656	692	796
	10721 Pembuatan gula	4,585	5,502	1,385	1,300	1,333	1,484	1,370	1,851
	10731 Pembuatan produk koko	3,697	3,401	926	831	792	853	864	1,215
	10732 Pembuatan coklat dan produk coklat &								
	10733 Pembuatan konfeksi gula	10,041	12,588	3,111	3,214	3,081	3,182	3,382	4,242
	10793 Pembuatan sos dan bahan perasa	1,901	2,187	542	529	494	622	590	721
	10799 Pembuatan produk makanan lain t.t.t.l. Industri lain	4,009	4,801	1,140	1,129	1,236	1,296	1,433	1,517
		7,018	7,825	1,976	1,896	1,898	2,054	2,011	2,603
108/ 10800	Pembuatan makanan haiwan tersedia	11,360	13,164	2,545	3,454	3,607	3,558	3,619	3,679
110	Pembuatan minuman ringan	9,487	10,629	3,009	2,325	2,276	3,019	3,198	4,013
	11041 Pembuatan minuman ringan	5,031	6,267	1,580	1,363	1,600	1,724	1,739	2,124
	11042 Pengeluaran air mineral semulajadi dan minuman lain yang dibotolkan Industri lain	1,082	1,321	336	312	338	336	347	460
		3,375	3,040	1,093	650	338	959	1,113	1,430
120/ 12000	Pembuatan produk tembakau	3,060	2,940	973	594	266	1,108	1,018	1,257
131	Pemintalan, penenunan dan penyiapan tekstil	5,369	6,132	1,559	1,633	1,333	1,608	1,679	2,095
	13110 Penyediaan dan pemintalan gentian tekstil &								
	13120 Penenunan tekstil	3,922	4,500	1,161	1,278	921	1,140	1,254	1,577
	13132 Pewarnaan, pelunturan, percetakan dan penyiapan akhir benang dan fabrik Industri lain	1,391	1,570	386	343	391	450	412	502
		57	62	12	12	20	18	14	16
139	Pembuatan tekstil lain	3,498	4,595	1,034	1,046	1,210	1,306	1,279	1,381
	13910 Pembuatan fabrik dikait dan dikrusye Industri lain	1,917	2,240	540	524	561	615	587	708
		1,581	2,356	495	522	649	690	692	673
141	Pembuatan pakaian, kecuali pakaian berbulu	8,372	8,631	2,278	1,953	2,019	2,381	2,353	2,967
	14102 Pembuatan pakaian Industri lain	7,486	7,689	1,993	1,745	1,848	2,103	2,041	2,602
		885	942	286	208	171	278	312	365
142 & 143	Pembuatan artikel daripada kulit bulu dan pakaian yang dikait dan dikrusye	400	405	112	104	78	111	103	154
151 (15110 & 15120)	Penyamakan dan pembersihan kulit, pembuatan bagasi, beg tangan, pelana dan abah-abah pembersihan dan pewarnaan bulu	1,425	1,440	409	294	269	468	477	527
152	Pembuatan kasut	752	750	247	169	139	194	202	313
	15201 Pembuatan kasut kulit &								
	15203 Pembuatan kasut getah Industri lain	464	444	151	95	77	121	122	189
		288	306	97	74	62	74	81	123
161/ 16100	Pengilangan dan pengetaman kayu	5,600	5,885	1,759	1,126	1,227	1,773	1,933	2,262

2022		2021								Group Description/Period
(Jan. - Apr.)	Jan.	Feb.	Mar.	Apr.	Mei	Jun	Jul.	Ogo.	Sep.	
2,866	651	602	597	591	629	640	625	713	701	Processing and preserving of meat
1,918	578	537	564	553	514	546	479	488	479	Processing and preserving of fish, crustaceans and molluscs
1,812	550	510	537	530	490	522	455	464	454	Canning of fish, crustaceans and molluscs
106	28	27	27	24	24	24	24	24	25	Processing, curing and preserving of fish, crustacean and molluscs
590	177	170	174	171	146	141	129	124	126	Processing and preserving of fruits and vegetable
99	34	45	38	37	26	23	24	28	27	Pineapple canning
491	142	125	136	134	120	119	105	97	99	Manufacture of jams, marmalades and table jellies
54,271	10,455	10,195	9,949	14,407	14,498	16,326	14,220	14,187	16,869	Manufacture of vegetable and animal oils and fats
5,693	1,244	1,224	1,317	1,452	1,457	1,458	1,483	1,477	1,788	Manufacture of crude and refined vegetable oil
486	120	113	111	87	96	61	74	80	78	Manufacture of compound cooking fats
48,091	9,091	8,858	8,521	12,868	12,945	14,807	12,662	12,630	15,003	Manufacture of coconut oil
3,955	864	850	871	901	876	923	836	929	924	Manufacture of dairy products
3,688	793	778	799	832	810	857	775	867	857	Manufacture of condensed, powdered and evaporated milk
267	70	72	72	69	66	66	61	62	67	Other industry
3,500	648	662	711	760	707	760	685	689	760	Manufacture of grain mill products, starches and starch products
1,721	250	265	272	351	339	358	313	316	374	Rice milling
1,673	371	367	412	383	344	377	350	347	359	Flour milling
106	27	30	27	26	23	25	23	25	28	Other industry
18,941	4,327	4,560	4,551	4,515	4,179	4,498	4,265	4,256	4,430	Manufacture of other food products
1,138	189	180	198	234	147	144	151	153	163	Manufacture of biscuits and cookies
3,890	981	1,256	968	1,001	1,042	1,150	1,050	1,079	994	Manufacture of bread, cakes and other bakery products
944	195	189	201	211	183	181	155	168	202	Manufacture of snack products
1,825	423	481	481	466	383	452	433	404	496	Manufacture of sugar
1,133	317	327	282	289	275	266	260	266	266	Manufacture of cocoa products
4,614	1,026	948	1,137	1,132	1,021	1,061	1,038	1,009	1,034	Manufacture of chocolate and chocolate products
793	188	180	175	179	177	172	155	161	178	Manufacture of sugar confectionery
1,926	363	374	403	377	369	383	396	412	429	Manufacture of sauces and condiments
2,678	646	625	706	627	583	687	626	604	668	Manufacture of other food products n.e.c.
5,054	774	784	987	1,134	1,155	1,164	1,217	1,198	1,193	Manufacture of prepared animal feeds
4,351	979	981	1,049	1,004	821	499	578	790	908	Manufacture of beverages
2,379	519	520	541	544	413	406	470	637	494	Manufacture of soft drinks
472	100	113	123	124	96	92	105	121	112	Production of natural mineral waters and other bottled waters
1,500	360	347	386	336	312	2	3	33	303	Other industry
1,347	320	301	352	284	237	72	77	54	135	Manufacture of tobacco products
2,228	515	509	536	536	523	575	463	434	435	Spinning, weaving and finishing of textiles
1,663	382	382	397	416	421	441	323	314	284	Preparation and spinning of textile fibres
547	127	124	135	116	98	130	136	111	144	Weaving of textiles
18	5	4	4	4	4	4	4	9	7	Dyeing, bleaching, printing and finishing of yarns and fabrics
1,694	344	326	364	347	339	360	395	404	410	Manufacture of other textiles
773	177	170	193	168	171	184	186	179	195	Manufacture of knitted and crocheted fabrics
921	166	157	172	179	168	175	209	225	215	Other industry
3,109	787	763	729	689	644	620	655	678	686	Manufacture of wearing apparel, except fur apparel
2,698	687	666	640	609	564	572	613	622	612	Manufacture of clothings
411	100	97	89	79	80	48	42	55	74	Other industry
133	38	38	37	42	42	20	25	24	29	Manufacture of articles of fur, knitted and crocheted apparel
605	138	132	139	119	113	63	60	89	119	Tanning and dressing of leather; manufacture of luggage, handbags, saddlery and harness; dressing and dyeing of fur
264	87	80	81	65	57	47	43	48	48	Manufacture of footwear
157	52	47	52	39	31	26	23	26	28	Manufacture of leather footwear
107	35	33	29	27	26	22	20	21	20	Manufacture of rubber footwear
2,490	585	545	628	503	373	250	281	485	460	Sawmilling and planning of wood

Jadual
Table **1.4a** : Nilai Jualan Sektor Pembuatan Mengikut Kumpulan
: Sales Value of Manufacturing Sector by Group

Kod Kumpulan Group code	Keterangan Kumpulan/Tempoh	Okt.	Nov.	Dis.
101	Pemprosesan dan pengawetan daging	681	734	713
102	Pemprosesan dan pengawetan ikan, krustasea dan moluska	512	519	513
10201 & 10202	Pengetinan ikan, krustasea dan moluska	483	492	484
	Pemprosesan dan pengawetan ikan, krustasea dan moluska Industri lain	29	28	28
103	Pemprosesan dan pengawetan buah-buahan dansayur - sayuran	134	143	142
10303 & 10304	Pengetinan nanas	27	30	25
	Pembuatan jem, marmalad dan sajian jeli Industri lain	108	113	117
104	Pembuatan minyak dan lemak daripada sayuran dan haiwan	16,306	15,901	15,179
10404 & 10406	Pembuatan minyak sayuran mentah dan bertapis	1,418	1,379	1,391
10405	Pembuatan sebatian lemak masakan	104	110	107
	Pembuatan minyak kelapa Industri lain	14,783	14,412	13,681
105	Pembuatan produk tenusu	948	964	919
10502	Pembuatan susu pekat, tepung dan sejat Industri lain	880	898	854
		67	66	66
106	Pembuatan produk bijian, kanji dan produk berkanji	801	758	753
10611	Pengilangan beras	395	341	347
10613	Pengilangan tepung Industri lain	379	387	377
		28	30	29
107	Pembuatan produk makanan lain	4,636	4,507	4,532
10711	Pembuatan biskut dan cookies	200	235	241
10712	Pembuatan roti, kek dan produk bakeri lain	990	934	930
10713	Pembuatan produk snek	217	218	221
10721	Pembuatan gula	498	488	497
10731	Pembuatan produk koko	287	291	275
10732 & 10733	Pembuatan coklat dan produk coklat	1,114	1,023	1,045
10793	Pembuatan konfeksi gula	202	210	209
10799	Pembuatan sos dan bahan perasa	443	425	428
	Pembuatan produk makanan lain t.t.t.l. Industri lain	686	683	685
108/10800	Pembuatan makanan haiwan tersedia	1,165	1,188	1,204
110	Pembuatan minuman ringan	1,067	975	977
11041	Pembuatan minuman ringan	611	554	559
11042	Pengeluaran air mineral semulajadi dan minuman lain yang dibotolkan Industri lain	114	114	107
		342	307	310
120/12000	Pembuatan produk tembakau	393	330	384
131	Pemintalan, penenunan dan penyiapan tekstil	488	552	567
13110 & 13120	Penyediaan dan pemintalan gentian tekstil	319	409	412
13132	Penenunan tekstil			
	Pewarnaan, pelunturan, percetakan dan penyiapan akhir benang dan fabrik Industri lain	163	137	150
		6	6	5
139	Pembuatan tekstil lain	431	429	445
13910	Pembuatan fabrik dikait dan dikrusye Industri lain	210	195	211
		221	234	235
141	Pembuatan pakaian, kecuali pakaian berbulu	783	786	813
14102	Pembuatan pakaian Industri lain	692	686	725
		90	100	87
142 & 143	Pembuatan artikel daripada kulit bulu dan pakaian yang dikait dan dikrusye	35	37	39
151 (15110 & 15120)	Penyamakan dan pembersihan kulit, pembuatan bagasi, beg tangan, pelana dan abah-abah pembersihan dan pewarnaan bulu	149	160	159
152	Pembuatan kasut	63	64	67
15201 & 15203	Pembuatan kasut kulit	39	40	42
	Pembuatan kasut getah Industri lain	24	24	25
161/16100	Pengilangan dan pengetaman kayu	551	589	634

2022				Group Description/Period
Jan.	Feb.	Mac	Apr.	
747	706	681	731	Processing and preserving of meat
503	450	481	483	Processing and preserving of fish, crustaceans and molluscs
				Canning of fish, crustaceans and molluscs
476	425	454	457	Processing, curing and preserving of fish, crustacean and molluscs
28	25	27	26	Other industry
162	144	139	145	Processing and preserving of fruits and vegetable
				Pineapple canning
28	26	22	24	Manufacture of jams, marmalades and table jellies
133	118	118	121	Other industry
13,195	12,218	12,109	16,749	Manufacture of vegetable and animal oils and fats
				Manufacture of crude and refined vegetable oil
1,434	1,259	1,377	1,624	Manufacture of compound cooking fats
117	126	128	115	Manufacture of coconut oil
11,644	10,833	10,603	15,011	Other industry
993	967	982	1,013	Manufacture of dairy products
923	901	916	949	Manufacture of condensed, powdered and evaporated milk
70	66	66	64	Other industry
824	819	873	984	Manufacture of grain mill products, starches and starch products
376	406	408	532	Rice milling
420	388	439	424	Flour milling
28	25	25	28	Other industry
4,769	4,485	4,759	4,927	Manufacture of other food products
271	260	266	341	Manufacture of biscuits and cookies
987	933	955	1,015	Manufacture of bread, cakes and other bakery products
226	222	243	252	Manufacture of snack products
511	430	429	455	Manufacture of sugar
306	300	257	270	Manufacture of cocoa products
				Manufacture of chocolate and chocolate products
1,120	1,050	1,211	1,232	Manufacture of sugar confectionery
199	190	200	204	Manufacture of sauces and condiments
474	457	502	492	Manufacture of other food products n.e.c.
674	641	696	667	Other industry
1,279	1,184	1,156	1,435	Manufacture of prepared animal feeds
1,042	1,046	1,110	1,153	Manufacture of beverages
543	580	616	640	Manufacture of soft drinks
108	115	124	125	Production of natural mineral waters and other bottled waters
392	351	370	388	Other industry
327	330	361	329	Manufacture of tobacco products
566	547	567	548	Spinning, weaving and finishing of textiles
				Preparation and spinning of textile fibres
411	414	429	409	Weaving of textiles
				Dyeing, bleaching, printing and finishing of yarns and fabrics
150	129	133	135	Other industry
446	412	421	415	Manufacture of other textiles
203	189	195	186	Manufacture of knitted and crocheted fabrics
243	223	226	230	Other industry
787	776	789	757	Manufacture of wearing apparel, except fur apparel
689	671	681	657	Manufacture of clothings
98	105	108	100	Other industry
38	33	32	30	Manufacture of articles of fur, knitted and crocheted apparel
				Tanning and dressing of leather; manufacture of luggage, handbags, saddlery and harness; dressing and dyeing of fur
161	160	156	128	
68	63	71	62	Manufacture of footwear
				Manufacture of leather footwear
44	34	44	35	Manufacture of rubber footwear
25	28	27	27	Other industry
690	561	683	557	Sawmilling and planning of wood

Kod Kumpulan Group code	Keterangan Kumpulan/Tempoh	2020	2021	2021				2022	2021
				Q1	Q2	Q3	Q4	Q1	(Jan. - Apr.)
162	Pembuatan produk daripada kayu, gabus, jerami dan bahan jalinan lain	16,681	17,143	5,123	3,038	3,482	5,500	5,871	6,503
16211	Pembuatan kepingan venier dan papan lapis	8,403	8,271	2,483	1,420	1,664	2,704	2,821	3,126
16212	Pembuatan papan partikel dan papan gentian	4,543	5,226	1,457	948	1,155	1,666	1,758	1,877
16221	Perfukangan kayu untuk jurubina	1,764	1,893	619	322	344	608	652	780
	Industri lain	1,971	1,752	564	348	319	522	640	720
170	Pembuatan kertas dan produk kertas	22,276	25,788	6,180	6,384	6,476	6,748	6,810	8,401
17010	Pembuatan pulpa, kertas dan kertas tebal	3,812	5,188	1,205	1,272	1,317	1,394	1,494	1,635
17020	Pembuatan kertas gelugur dan kertas tebal dan bekas daripada kertas dan kertas tebal	9,374	10,480	2,569	2,553	2,597	2,761	2,493	3,520
17091	Pembuatan sampul surat dan kad surat	389	326	83	80	80	82	79	110
17092	Pembuatan kertas kegunaan rumah dan pembersih peribadi	4,629	5,154	1,216	1,286	1,292	1,360	1,523	1,659
17093	Pembuatan kertas bergam atau pelekat yang berjalur atau bergulung dan label dan kertas dinding	2,392	2,797	636	734	747	680	735	851
	Industri lain	1,680	1,843	470	458	443	472	486	625
181 & 182	Percetakan, aktiviti perkhidmatan berkaitan percetakan dan penerbitan semula media rakaman	11,533	12,098	3,291	2,682	2,708	3,417	3,547	4,353
18110	Percetakan	9,369	9,747	2,518	2,110	2,306	2,813	2,919	3,345
18120	Aktiviti perkhidmatan berkaitan percetakan &	2,164	2,351	773	572	402	604	628	1,007
18200	Penerbitan semula media rakaman								
192 (19201 & 19202)	Pembuatan produk petroleum bertapis	128,719	175,557	33,513	44,230	48,092	49,722	45,669	48,081
201	Pembuatan kimia asas, baja dan sebatian nitrogen, plastik dan getah sintetik dalam bentuk primer	66,825	73,682	19,511	16,592	18,583	18,996	20,084	24,653
20111	Pembuatan gas perindustrian atau perubatan bukan organik dalam bentuk cecair atau mampat	2,252	2,419	771	752	554	343	333	1,005
20112	& Pembuatan kimia organik asas	34,937	38,505	10,384	8,318	10,055	9,747	10,674	12,844
20113	Pembuatan sebatian bukan organik								
20121	& Pembuatan baja	4,428	4,968	1,212	1,196	1,040	1,520	1,669	1,639
20129	Pembuatan produk campuran nitrogen	22,507	24,184	6,313	5,495	5,906	6,469	6,104	8,047
20131	Pembuatan plastik dalam bentuk primer	2,701	3,607	831	831	1,028	917	1,304	1,119
	Industri lain								
202 & 203	Pembuatan produk kimia lain dan serat buatan manusia	23,776	28,646	6,878	6,572	7,003	8,193	8,940	9,153
20210	Pembuatan racun perosak dan produk agrokimia lain	1,883	2,681	650	608	636	787	1,047	868
20221	Pembuatan cat, varnis dan penyadur dan mastik	5,310	7,653	1,651	1,742	1,757	2,503	2,629	2,296
20222	Pembuatan dakwat cetak	998	989	246	253	237	252	296	335
20231	& Pembuatan sabun dan bahan pencuci, penyediaan membersihkan dan mengilat	9,385	10,633	2,665	2,327	2,757	2,884	3,126	3,432
20232	Pembuatan pewangi dan penyediaan dandanan diri								
20291	& Pembuatan plat fotografi, filem, sensitized paper dan other sensitized unexposed materials								
20292	& Pembuatan dakwat menulis dan melukis	5,698	6,066	1,517	1,486	1,438	1,625	1,689	2,022
20299	& Pembuatan produk kimia lain t.t.t.l.								
	Industri lain	500	625	150	156	178	141	152	200
210	Pembuatan produk farmaseutikal, kimia perubatan dan botani	7,843	9,185	2,117	2,260	2,405	2,403	2,412	2,839
21001	Pembuatan bahan aktif ubat-ubatan untuk digunakan oleh bidang farmakologi dalam pembuatan ubat-ubatan	6,288	7,645	1,750	1,931	2,006	1,958	2,022	2,361
	Industri lain	1,556	1,540	367	329	399	445	390	478
221	Pembuatan produk getah	63,435	86,432	22,899	27,051	19,939	16,544	16,499	32,412
22111	Pembuatan tayar getah untuk kenderaan	4,146	5,509	1,065	920	2,013	1,510	1,275	1,436
22112	Pembuatan bunga tayar yang boleh ditukar ganti dan tayar celup	726	666	178	159	146	185	162	239
22191	& Pembuatan produk lain daripada getah asli atau sintetik, tidak divulkan, divulkan atau dikeraskan	8,752	7,914	2,292	2,136	1,684	1,803	1,644	3,020
22193	Pengilangan semula getah dan prosesan susu getah								
22192	Pembuatan sarung tangan getah	44,219	65,418	17,568	22,044	14,479	11,326	11,813	25,294
22199	Pembuatan produk getah lain yang t.t.t.l.	5,592	6,925	1,796	1,792	1,617	1,720	1,606	2,423
222	Pembuatan produk plastik	48,459	58,617	13,733	15,041	14,847	14,996	14,652	18,904
22201	Pembuatan produk plastik separa siap								
22202	& Pembuatan produk plastik siap	14,628	17,691	4,205	4,728	4,508	4,250	3,949	5,794
22203	Pembuatan artikel plastik untuk pembungkusan	12,943	16,599	3,780	4,004	4,333	4,483	4,569	5,158
22204	Pembuatan barangan plastik jurubina	1,132	1,810	353	447	510	500	486	501
22205	Pembuatan pinggan mangkuk, peralatan dapur dan barangan tandas daripada plastik	3,053	4,658	937	1,119	1,196	1,406	1,584	1,317
22209	Pembuatan pelbagai produk plastik t.t.t.l.	16,704	17,859	4,458	4,744	4,300	4,357	4,065	6,133
231 (23101 & 23102 & 23109)	Pembuatan kaca dan produk kaca	5,871	5,162	1,728	1,317	871	1,246	1,483	2,231

2022		2021								Group Description/Period
(Jan. - Apr.)	Jan.	Feb.	Mar.	Apr.	Mei	Jun	Jul.	Ogo.	Sep.	
7,450	1,707	1,632	1,784	1,380	892	766	731	1,259	1,493	Manufacture of products of wood, cork, straw and plaiting materials
3,560	816	784	884	643	401	376	326	603	735	Manufacture of veneer sheets and plywood
2,247	496	459	501	420	282	246	262	396	498	Manufacture of particle board and fibreboard
817	203	205	211	161	101	60	72	139	133	Manufacture of builders' carpentry
827	192	183	188	156	109	83	71	120	127	Other industry
9,288	1,947	1,965	2,268	2,221	2,079	2,084	2,049	2,195	2,232	Manufacture of paper and paper products
2,028	384	384	438	430	426	416	414	453	450	Manufacture of pulp, paper and paperboard
3,447	809	806	954	951	858	744	820	882	895	Manufacture of corrugated paper and paperboard and containers of paper and paperboard
104	27	26	30	27	28	26	25	27	28	Manufacture of envelopes and letter-card
2,056	377	394	446	443	404	440	402	429	461	Manufacture of household and personal hygiene paper
1,011	189	201	247	215	208	311	242	260	245	Manufacture of gummed or adhesive paper in strips or rolls and labels and wall paper
642	161	155	154	156	155	147	146	144	153	Other industry
4,706	1,136	1,091	1,064	1,062	934	687	801	935	971	Printing, service activities related to printing and reproduction of recorded media
3,857	866	828	824	827	716	567	675	802	828	Printing
849	270	263	240	234	218	120	126	133	143	Service activities related to printing
										Reproduction of recorded media
63,622	11,805	10,576	11,133	14,568	14,947	14,715	16,463	16,084	15,545	Manufacture of refined petroleum products
25,882	6,465	6,387	6,658	5,142	5,267	6,183	6,293	6,488	5,802	Manufacture of basic chemicals, fertilizer and nitrogen compounds, plastics and synthetic rubber in primary forms
490	295	285	190	234	239	279	276	184	94	Manufacture of liquefied or compressed inorganic industrial or medical gases
13,504	3,438	3,407	3,538	2,460	2,693	3,166	3,362	3,617	3,076	Manufacture of basic organic chemicals
2,175	376	406	429	427	389	379	337	349	354	Manufacture of inorganic compounds
7,964	2,086	2,013	2,214	1,733	1,679	2,084	2,007	1,966	1,932	Manufacture of fertilizers
1,750	269	275	287	288	267	275	311	371	346	Manufacture of associated nitrogen products
11,915	2,238	2,183	2,458	2,274	2,138	2,159	2,015	2,329	2,659	Manufacture of other chemical products and man-made fibres
1,386	216	208	226	218	185	205	203	213	220	Manufacture of pesticides and other agrochemical products
3,458	505	498	648	645	596	501	381	593	783	Manufacture of paints, varnishes and similar coatings ink and mastics
397	82	80	84	90	79	85	83	82	73	Manufacture of printing ink
4,200	885	846	934	767	731	829	798	910	1,050	Manufacture of soap and detergents, cleaning and polishing preparations
2,277	503	503	512	505	495	486	485	479	474	Manufacture of perfumes and toilet preparations
197	47	49	53	50	51	54	66	53	58	Manufacture of photographic plates, films, sensitized paper and other sensitized unexposed materials
3,246	660	700	756	722	695	843	766	799	839	Manufacture of pharmaceuticals, medicinal chemical and botanical products
2,728	552	577	621	611	598	723	650	659	697	Manufacture of medicinal active substances to be used for their pharmacological properties in the manufacture of medicaments
518	108	123	135	112	97	120	116	141	143	Other industry
23,108	6,965	6,437	9,496	9,513	8,764	8,774	8,217	5,877	5,845	Manufacture of rubber products
1,725	332	354	380	370	301	249	1,157	443	414	Manufacture of rubber tyres for vehicles
216	61	55	61	62	58	39	40	52	54	Manufacture of interchangeable tyre treads and retreading rubber tyres
2,267	740	726	826	729	674	733	580	539	565	Manufacture of other products of natural or synthetic rubber, unvulcanized, vulcanized or hardened
16,696	5,243	4,724	7,602	7,726	7,165	7,154	5,905	4,307	4,267	Rubber remilling and latex processing
2,204	591	578	627	627	566	600	535	537	546	Manufacture of rubber gloves
20,366	4,484	4,365	4,884	5,171	4,903	4,967	4,841	5,070	4,937	Manufacture of plastics products
5,472	1,383	1,338	1,483	1,589	1,535	1,603	1,545	1,483	1,480	Manufacture of semi-manufactures of plastic products
6,433	1,273	1,199	1,308	1,378	1,308	1,317	1,432	1,518	1,383	Manufacture of finished plastic products
676	111	101	141	148	141	158	155	168	187	Manufacture of plastic articles for the packing of goods
2,225	316	273	348	380	350	388	308	430	458	Manufacture of builders' plastics ware
5,559	1,400	1,454	1,604	1,675	1,567	1,501	1,400	1,471	1,429	Manufacture of plastic tableware, kitchenware and toilet articles
										Manufacture of diverse plastic products n.e.c.
1,947	598	561	569	503	471	343	279	258	334	Manufacture of glass and glass products

Kod Kumpulan Group code	Keterangan Kumpulan/Tempoh	Okt.	Nov.	Dis.
162	Pembuatan produk daripada kayu, gabus, jerami dan bahan jalinan lain	1,685	1,878	1,937
16211	Pembuatan kepingan venier dan papan lapis	818	932	954
16212	Pembuatan papan partikel dan papan gentian	516	562	588
16221	Perfukangan kayu untuk jurubina	195	202	210
	Industri lain	155	181	185
170	Pembuatan kertas dan produk kertas	2,284	2,285	2,179
17010	Pembuatan pulpa, kertas dan kertas tebal	502	452	441
17020	Pembuatan kertas gelugur dan kertas tebal dan bekas daripada kertas dan kertas tebal	947	953	861
17091	Pembuatan sampul surat dan kad surat	28	27	27
17092	Pembuatan kertas kegunaan rumah dan pembersih peribadi	424	468	468
17093	Pembuatan kertas bergam atau pelekat yang berjalur atau bergulung dan label dan kertas dinding	227	228	224
	Industri lain	156	157	158
181 & 182	Percetakan, aktiviti perkhidmatan berkaitan percetakan dan penerbitan semula media rakaman	983	1,210	1,224
18110	Percetakan	824	984	1,005
18120	Aktiviti perkhidmatan berkaitan percetakan &	159	226	219
18200	Penerbitan semula media rakaman			
192 (19201 & 19202)	Pembuatan produk petroleum bertapis	15,666	17,604	16,452
201	Pembuatan kimia asas, baja dan sebatian nitrogen, plastik dan getah sintetik dalam bentuk primer	5,903	6,191	6,902
20111	Pembuatan gas perindustrian atau perubatan bukan organik dalam bentuk cecair atau mampat	96	104	142
20112	Pembuatan kimia organik asas &	2,971	3,167	3,610
20113	Pembuatan sebatian bukan organik			
20121	Pembuatan baja &	492	487	542
20129	Pembuatan produk campuran nitrogen			
20131	Pembuatan plastik dalam bentuk primer	2,073	2,128	2,267
	Industri lain	271	305	341
202 & 203	Pembuatan produk kimia lain dan serat buatan manusia	2,657	2,686	2,850
20210	Pembuatan racun perosak dan produk agrokimia lain	242	251	294
20221	Pembuatan cat, varnis dan penyadur dan mastik	827	809	866
20222	Pembuatan dakwat cetak	78	86	88
20231	Pembuatan sabun dan bahan pencuci, penyediaan & membersihkan dan mengilat	933	944	1,007
20232	Pembuatan pewangi dan penyediaan dandanan diri			
20291	Pembuatan plat fotografi, filem, sensitized paper dan other sensitized unexposed materials &			
20292	Pembuatan dakwat menulis dan melukis &	529	551	545
20299	Pembuatan produk kimia lain t.t.t.l. Industri lain	48	44	49
210	Pembuatan produk farmaseutikal, kimia perubatan dan botani	818	807	778
21001	Pembuatan bahan aktif ubat-ubatan untuk digunakan oleh bidang farmakologi dalam pembuatan ubat-ubatan	669	659	630
	Industri lain	149	147	148
221	Pembuatan produk getah	5,766	5,505	5,273
22111	Pembuatan tayar getah untuk kenderaan	645	433	432
22112	Pembuatan bunga tayar yang boleh ditukar ganti dan tayar celup	63	68	53
22191	Pembuatan produk lain daripada getah asli atau sintetik, tidak divulkan, divulkan atau dikeraskan &	614	594	594
22193	Pengilangan semula getah dan prosesan susu getah			
22192	Pembuatan sarung tangan getah	3,849	3,837	3,640
22199	Pembuatan produk getah lain yang t.t.t.l.	594	573	553
222	Pembuatan produk plastik	4,954	4,997	5,045
22201	Pembuatan produk plastik separa siap &	1,433	1,410	1,408
22202	Pembuatan produk plastik siap			
22203	Pembuatan artikel plastik untuk pembungkusan barangan	1,462	1,519	1,501
22204	Pembuatan barangan plastik jurubina	166	167	167
22205	Pembuatan pinggan mangkuk, peralatan dapur dan barangan tandas daripada plastik	478	429	499
22209	Pembuatan pelbagai produk plastik t.t.t.l.	1,416	1,471	1,470
231 (23101 & 23102 & 23109)	Pembuatan kaca dan produk kaca	354	441	450

2022				Group Description/Period
Jan.	Feb.	Mar	Apr.	
1,989	1,824	2,058	1,579	Manufacture of products of wood, cork, straw and plaiting materials
928	892	1,001	738	Manufacture of veneer sheets and plywood
600	525	634	489	Manufacture of particle board and fibreboard
235	209	207	165	Manufacture of builders' carpentry
226	198	216	187	Other industry
2,258	2,143	2,409	2,477	Manufacture of paper and paper products
505	471	518	534	Manufacture of pulp, paper and paperboard
825	785	882	954	Manufacture of corrugated paper and paperboard and containers of paper and paperboard
26	26	28	25	Manufacture of envelopes and letter-card
510	473	541	533	Manufacture of household and personal hygiene paper
218	233	284	276	Manufacture of gummed or adhesive paper in strips or rolls and labels and wall paper
175	156	155	156	Other industry
1,223	1,165	1,158	1,159	Printing, service activities related to printing and reproduction of recorded media
994	956	969	938	Printing
230	209	189	221	Service activities related to printing
				Reproduction of recorded media
17,255	13,325	15,090	17,952	Manufacture of refined petroleum products
6,664	6,536	6,884	5,798	Manufacture of basic chemicals, fertilizer and nitrogen compounds, plastics and synthetic rubber in primary forms
132	107	94	156	Manufacture of liquefied or compressed inorganic industrial or medical gases
3,544	3,511	3,618	2,830	Manufacture of basic organic chemicals
567	533	569	506	Manufacture of inorganic compounds
1,978	1,958	2,168	1,860	Manufacture of fertilizers
443	426	435	447	Manufacture of associated nitrogen products
2,976	2,901	3,063	2,975	Manufacture of other chemical products and man-made fibres
350	333	364	338	Manufacture of pesticides and other agrochemical products
906	858	865	829	Manufacture of paints, varnishes and similar coatings ink and
102	97	97	101	Manufacture of printing ink
1,009	1,006	1,112	1,074	Manufacture of soap and detergents, cleaning and polishing preparations
560	557	573	588	Manufacture of perfumes and toilet preparations
50	51	51	45	Manufacture of photographic plates, films, sensitized paper and other sensitized unexposed materials
819	764	829	834	Manufacture of pharmaceuticals, medicinal chemical and botanical products
688	637	697	706	Manufacture of medicinal active substances to be used for their pharmacological properties in the manufacture of medicaments
131	127	131	128	Other industry
5,166	4,761	6,573	6,609	Manufacture of rubber products
428	409	437	451	Manufacture of rubber tyres for vehicles
56	50	56	54	Manufacture of interchangeable tyre treads and retreading rubber tyres
548	520	577	623	Manufacture of other products of natural or synthetic rubber, unvulcanized, vulcanized or hardened
3,604	3,283	4,926	4,883	Rubber remilling and latex processing
530	499	577	598	Manufacture of rubber gloves
4,846	4,635	5,171	5,714	Manufacture of other rubber products n.e.c.
1,311	1,250	1,388	1,523	Manufacture of plastics products
1,525	1,470	1,574	1,865	Manufacture of semi-manufactures of plastic products
162	141	184	190	Manufacture of finished plastic products
530	461	593	642	Manufacture of plastic articles for the packing of goods
1,318	1,313	1,434	1,494	Manufacture of builders' plastics ware
464	505	513	464	Manufacture of glass and glass products
				Manufacture of plastic tableware, kitchenware and toilet articles
				Manufacture of diverse plastic products n.e.c.

Kod Kumpulan Group code	Keterangan Kumpulan/Tempoh	2020	2021	2021				2022	2021
				Q1	Q2	Q3	Q4	Q1	(Jan. - Apr.)
239	Pembuatan pengeluaran galian bukan logam f.t.t.l.	34,318	37,611	10,610	8,486	7,894	10,621	11,706	13,816
23911 &	Pembuatan mortar refraktori dan konkrit	2,005	2,146	727	504	304	612	680	917
23921	Pembuatan seramik bukan refraktori	745	1,006	251	243	235	277	269	337
23930	Pembuatan produk porselin dan seramik lain	8,467	8,946	2,612	2,119	1,661	2,555	2,768	3,449
23941	Pembuatan simen hidrolik	5,897	6,617	1,703	1,399	1,482	2,032	2,122	2,214
23951	Pembuatan konkrit dan mortar siap bancuh dan bancuhan kering								
23952 &	Pembuatan konkrit pratuangan, simen atau artikel batu buatan yang digunakan dalam pembinaan;								
23953 &	Pembuatan komponen struktur pasang siap untuk bangunan atau kejuruteraan awam dari simen, batu atau konkrit buatan	13,264	14,056	3,969	3,129	3,101	3,858	4,294	5,143
23959	Pembuatan artikel konkrit, simen dan plaster lain f.t.t.l.								
23990	Pembuatan produk mineral bukan logam lain f.t.t.l. Industri lain	2,851 1,090	3,624 1,216	997 352	831 261	864 247	931 356	1,147 426	1,292 464
241 (24101 & 24102 & 24103 & 24104 & 24109)	Pembuatan besi dan keluli asas	24,299	26,476	6,787	5,380	6,219	8,090	7,764	8,984
242 (24201 & 24202 & 24209)	Pembuatan logam asas berharga dan logam bukan ferus lain	21,093	22,575	6,286	4,789	4,903	6,598	6,647	8,254
243	Pengacuan logam	504	514	122	126	113	153	148	173
251 & 252	Pembuatan produk struktur logam, tangki, takungan, penjana wap, senjata dan peluru	22,226	24,551	6,537	5,689	5,363	6,961	7,616	8,682
25113 &	Pembuatan pintu, tingkap dan bingkai, penutup tingkap dan pintu pagar daripada logam	15,705	17,192	4,691	3,874	3,842	4,785	5,581	6,217
25119	Pembuatan produk struktur logam lain								
25120	Pembuatan tangki, takungan dan kontena daripada logam	5,612	6,640	1,639	1,640	1,372	1,990	1,841	2,193
	Industri lain	908	718	207	176	149	186	194	272
259	Pembuatan lain-lain produk yang direka daripada logam; aktiviti perkhidmatan kerja logam	31,160	32,456	8,935	7,898	6,591	9,031	9,091	12,085
25910	Tempaan, tekanan, hentakan dan bentuk gelekkan logam; serbuk metalurgi	3,574	4,189	1,073	1,026	914	1,176	1,247	1,443
25920	Rawatan dan penyalutan logam; menggunakan mesin	2,153	2,920	799	672	592	856	834	1,070
25991	Pembuatan tin untuk produk makanan dan minuman, tiub dan kotak boleh dilipat	6,731	5,995	1,592	1,418	1,375	1,610	1,576	2,098
25992 &	Pembuatan kabel, plaited bands (jalur/pita berpintal) dan artikel seumpamanya daripada logam								
25993	Pembuatan bolt, skru, nat dan produk uliran seumpamanya	11,769	11,842	3,595	2,788	2,130	3,329	3,418	4,700
25994	Pembuatan barangan rumah daripada logam	159	241	61	68	56	56	62	90
25999	Pembuatan produk lain yang direka daripada logam f.t.t.l. Industri lain	6,191 583	6,529 739	1,644 170	1,736 189	1,348 176	1,800 204	1,732 221	2,443 242
261	Pembuatan komponen dan papan elektronik	225,220	268,522	63,776	58,728	70,923	75,095	78,482	82,918
26101 &	Pembuatan diod, transistor dan alatan semikonduktor yang seumpamanya								
26102	Pembuatan litar elektronik bersepadu dengan pemasangan mikro	132,175	154,125	36,520	33,940	39,498	44,166	49,034	47,566
26103 &	Pembuatan kapasitor dan perintang elektrik								
26104 &	Pembuatan papan litar bercetak	86,047	105,853	25,358	22,818	29,243	28,434	27,015	32,840
26105	Pembuatan komponen paparan								
26109	Pembuatan komponen lain untuk aplikasi elektronik	6,998	8,544	1,897	1,970	2,182	2,495	2,434	2,512
262 (26201 & 26202)	Pembuatan komputer dan kelengkapan peranti	44,740	46,756	11,801	13,262	9,323	12,370	13,161	16,849
263/ 26300	Pembuatan peralatan komunikasi	17,120	14,469	4,163	3,337	3,173	3,796	3,645	5,183
264/ 26400	Pembuatan peralatan elektronik pengguna	35,626	38,593	9,612	8,658	8,877	11,445	11,003	12,572
265	Pembuatan kelengkapan mengukur, menguji, memandu arah dan kawalan; jam tangan dan jam	13,027	14,075	3,279	2,849	3,554	4,393	4,424	4,214
26511 &	Pembuatan kelengkapan mengukur, menguji, memandu arah dan kawalan	11,654	12,238	2,866	2,458	3,130	3,784	3,944	3,672
26512	Pembuatan kelengkapan kawalan proses perindustrian								
26520	Pembuatan jam tangan dan jam dan bahagiannya	1,373	1,837	412	391	424	609	480	542
266/ 26600	Pembuatan peralatan penyinaran, perubatan elektro dan elektroterapeutik	6,278	7,829	1,964	2,159	2,209	1,497	996	2,608

2022		2021								Group Description/Period
(Jan. - Apr.)	Jan.	Feb.	Mar.	Apr.	Mei	Jun	Jul.	Ogo.	Sep.	
15,429	3,624	3,408	3,579	3,206	2,946	2,335	2,383	2,688	2,823	Manufacture of non-metallic mineral products n.e.c. Manufacture of refractory mortars and concretes
857	250	232	245	191	186	127	71	105	128	Manufacture of non-refractory ceramic
362	84	84	82	86	85	71	67	80	88	Manufacture of other porcelain and ceramic products
3,701	873	852	886	837	754	528	531	561	570	Manufacture of hydraulic cement
2,783	581	544	578	510	485	404	406	490	586	Manufacture of ready-mix and dry-mix concrete and mortars
										Manufacture of precast concrete, cement or artificial stone articles for use in construction
5,665	1,380	1,269	1,319	1,174	1,065	890	967	1,074	1,059	Manufacture of prefabricated structural components for building or civil engineering of cement, concrete or artificial stone
										Manufacture of other articles of concrete, cement and plaster n.e.c.
1,508	341	313	343	295	287	250	279	291	294	Manufacture of other non-metallic mineral products n.e.c.
551	114	113	124	112	82	66	63	87	98	Other industry
10,155	2,458	2,137	2,192	2,197	1,795	1,389	1,330	2,113	2,776	Manufacture of basic iron and steel
8,848	2,063	2,111	2,112	1,968	1,574	1,246	1,130	1,718	2,055	Manufacture of basic precious and other non-ferrous metals
203	42	39	42	51	47	28	28	40	45	Casting of metals
9,938	2,340	2,062	2,135	2,145	2,016	1,529	1,496	1,820	2,047	Manufacture of structural metal products, tanks, reservoirs, steam generators, weapons and ammunition
7,186	1,698	1,470	1,523	1,526	1,416	931	1,087	1,251	1,503	Manufacture of metal doors, windows and their frames, shutters and gates
										Manufacture of other structural metal products
2,502	563	536	540	554	537	549	363	520	490	Manufacture of tanks, reservoirs and containers of metal
250	78	56	73	65	62	49	46	49	54	Other industry
12,387	3,074	2,912	2,949	3,150	2,795	1,953	1,874	2,130	2,587	Manufacture of other fabricated metal products; metal working service activities
1,679	371	333	368	370	369	286	286	289	339	Forging, pressing, stamping and roll-forming of metal; powder metallurgy
1,136	252	265	282	271	219	183	161	201	231	Treatment and coating of metals; machining
2,076	565	516	511	505	452	460	393	452	530	Manufacture of fins and cans for food products, collapsible tubes and boxes
										Manufacture of metal cable, plaited bands and similar articles
4,595	1,244	1,190	1,161	1,104	1,109	575	566	684	880	Manufacture of bolts, screws, nuts and similar threaded products
83	16	17	28	29	27	12	19	18	18	Manufacture of metal household articles
2,521	565	546	533	799	553	385	391	426	531	Manufacture of any other fabricated metal products n.e.c.
297	60	45	65	72	65	52	57	60	58	Other industry
104,161	20,978	21,105	21,692	19,142	18,592	20,994	21,593	23,218	26,112	Manufacture of electronic components and boards
65,285	12,457	11,786	12,278	11,046	10,610	12,284	12,706	12,856	13,936	Manufacture of diodes, transistors and similar semiconductor devices
										Manufacture of electronic integrated circuits micro assemblies
										Manufacture of electrical capacitors and resistors
35,640	7,906	8,710	8,741	7,482	7,324	8,012	8,261	9,659	11,323	Manufacture of printed circuit boards
										Manufacture of display components
3,236	615	609	673	615	658	697	626	703	853	Manufacture of other components for electronic applications
18,284	3,642	3,956	4,203	5,048	3,843	4,371	3,642	3,382	2,299	Manufacture of computers and peripheral equipment
4,694	1,466	1,311	1,386	1,021	968	1,349	945	992	1,236	Manufacture of communication equipment
14,707	3,211	3,196	3,205	2,960	2,820	2,878	1,932	3,318	3,627	Manufacture of consumer electronics
5,584	1,297	930	1,052	935	899	1,014	991	1,204	1,359	Manufacture of measuring, testing, navigating and control equipment; watches and clocks
4,930	1,157	797	912	806	777	875	858	1,076	1,196	Manufacture of measuring, testing, navigating and control equipment
										Manufacture of industrial process control equipment
654	140	133	140	130	122	140	132	129	163	Manufacture of watches and clocks and parts
1,458	712	598	654	644	617	897	807	641	761	Manufacture of irradiation, electromedical and electrotherapeutic equipment

Kod Kumpulan Group code	Keterangan Kumpulan/Tempoh	Okt.	Nov.	Dis.
239	Pembuatan pengeluaran galian bukan logam f.t.t.l.	3,204	3,632	3,785
23911	Pembuatan mortar refraktori dan konkrit &	180	208	224
23921	Pembuatan seramik bukan refraktori			
23930	Pembuatan produk porselin dan seramik lain	91	93	93
23941	Pembuatan simen hidrolik	756	887	912
23951	Pembuatan konkrit dan mortar siap bancuh dan bancuhan kering	621	707	704
23952	Pembuatan konkrit pratuangan, simen atau artikel batu buatan yang digunakan dalam pembinaan;			
23953	Pembuatan komponen struktur pasang siap untuk bangunan atau kejuruteraan awam dari simen, batu atau konkrit buatan &	1,135	1,304	1,418
23959	Pembuatan artikel konkrit, simen dan plaster lain f.t.t.l.			
23990	Pembuatan produk mineral bukan logam lain f.t.t.l. Industri lain	312 109	312 121	307 126
241 (24101 & 24102 & 24103 & 24104 & 24109)	Pembuatan besi dan keluli asas	2,731	2,685	2,673
242 (24201 & 24202 & 24209)	Pembuatan logam asas berharga dan logam bukan ferus lain	2,141	2,195	2,262
243	Pengacuan logam	48	50	54
251 & 252	Pembuatan produk struktur logam, tangki, takungan, penjana wap, senjata dan peluru	2,207	2,276	2,478
25113	Pembuatan pintu, tingkap dan bingkai, penutup tingkap dan & pintu pagar daripada logam	1,524	1,548	1,713
25119	Pembuatan produk struktur logam lain			
25120	Pembuatan tangki, takungan dan kontena daripada logam & Industri lain	627 55	664 64	698 66
259	Pembuatan lain-lain produk yang direka daripada logam; aktiviti perkhidmatan kerja logam	2,883	2,999	3,149
25910	Tempaan, tekanan, hentakan dan bentuk gelekkan logam; serbuk metalurgi	367	397	412
25920	Rawatan dan penyalutan logam; menggunakan mesin	277	287	291
25991	Pembuatan tin untuk produk makanan dan minuman, tiub dan kotak boleh dilipat	511	537	562
25992	Pembuatan kabel, plaited bands (jalur/pita berpintal) dan & artikel seumpamanya daripada logam	1,064	1,097	1,169
25993	Pembuatan bolt, skru, nat dan produk uliran seumpamanya			
25994	Pembuatan barangan rumah daripada logam	18	19	19
25999	Pembuatan produk lain yang direka daripada logam f.t.t.l. & Industri lain	581 66	593 69	627 69
261	Pembuatan komponen dan papan elektronik	24,782	24,072	26,241
26101	Pembuatan diod, transistor dan alatan semikonduktor yang & seumpamanya	14,670	14,283	15,213
26102	Pembuatan litar elektronik bersepadu dengan pemasangan mikro			
26103	Pembuatan kapasitor dan perintang elektrik &			
26104	Pembuatan papan litar bercetak &	9,303	8,968	10,164
26105	Pembuatan komponen paparan			
26109	Pembuatan komponen lain untuk aplikasi elektronik	809	821	865
262 (26201 & 26202)	Pembuatan komputer dan kelengkapan peranti	4,405	3,797	4,169
263/ 26300	Pembuatan peralatan komunikasi	1,260	1,271	1,265
264/ 26400	Pembuatan peralatan elektronik pengguna	3,881	3,948	3,617
265	Pembuatan kelengkapan mengukur, menguji, memandu arah dan kawalan; jam tangan dan jam	1,339	1,331	1,723
26511	Pembuatan kelengkapan mengukur, menguji, memandu arah & dan kawalan	1,140	1,113	1,531
26512	Pembuatan kelengkapan kawalan proses perindustrian			
26520	Pembuatan jam tangan dan jam dan bahagiannya	199	218	192
266/ 26600	Pembuatan peralatan penyinaran, perubatan elektro dan elektroterapeutik	811	336	349

2022				Group Description/Period
Jan.	Feb.	Mar	Apr.	
3,961	3,758	3,988	3,723	Manufacture of non-metallic mineral products n.e.c.
233	218	229	177	Manufacture of refractory mortars and concretes
90	90	88	93	Manufacture of non-refractory ceramic
885	914	969	933	Manufacture of other porcelain and ceramic products
724	676	723	662	Manufacture of hydraulic cement
				Manufacture of ready-mix and dry-mix concrete and mortars
				Manufacture of precast concrete, cement or artificial stone articles for use in construction
1,513	1,354	1,428	1,371	Manufacture of prefabricated structural components for building or civil engineering of cement, concrete or artificial stone
				Manufacture of other articles of concrete, cement and plaster n.e.c.
374	369	404	361	Manufacture of other non-metallic mineral products n.e.c.
143	136	147	125	Other industry
2,763	2,434	2,567	2,392	Manufacture of basic iron and steel
2,193	2,214	2,239	2,201	Manufacture of basic precious and other non-ferrous metals
49	47	52	55	Casting of metals
2,764	2,414	2,438	2,322	Manufacture of structural metal products, tanks, reservoirs, steam generators, weapons and ammunition
2,050	1,747	1,784	1,605	Manufacture of metal doors, windows and their frames, shutters and gates
644	606	591	661	Manufacture of other structural metal products
70	61	63	56	Manufacture of tanks, reservoirs and containers of metal
				Other industry
3,135	2,937	3,019	3,296	Manufacture of other fabricated metal products; metal working service activities
414	402	431	432	Forging, pressing, stamping and roll-forming of metal; powder metallurgy
280	263	292	301	Treatment and coating of metals; machining
563	510	503	499	Manufacture of fins and cans for food products, collapsible tubes and boxes
				Manufacture of metal cable, plaited bands and similar articles
1,189	1,093	1,135	1,178	Manufacture of bolts, screws, nuts and similar threaded products
21	19	23	20	Manufacture of metal household articles
586	585	561	789	Manufacture of any other fabricated metal products n.e.c.
82	65	74	76	Other industry
23,010	25,642	29,831	25,679	Manufacture of electronic components and boards
14,304	15,972	18,758	16,252	Manufacture of diodes, transistors and similar semiconductor devices
				Manufacture of electronic integrated circuits micro assemblies
				Manufacture of electrical capacitors and resistors
7,881	8,932	10,202	8,625	Manufacture of printed circuit boards
				Manufacture of display components
826	737	871	803	Manufacture of other components for electronic applications
4,274	4,634	4,254	5,123	Manufacture of computers and peripheral equipment
1,121	1,106	1,418	1,049	Manufacture of communication equipment
3,659	3,352	3,993	3,703	Manufacture of consumer electronics
1,788	1,222	1,413	1,161	Manufacture of measuring, testing, navigating and control equipment; watches and clocks
1,613	1,076	1,255	986	Manufacture of measuring, testing, navigating and control equipment
176	146	158	174	Manufacture of industrial process control equipment
				Manufacture of watches and clocks and parts
316	322	358	462	Manufacture of irradiation, electromedical and electrotherapeutic equipment

Kod Kumpulan Group code	Keterangan Kumpulan/Tempoh	2020	2021	2021				2022	2021
				Q1	Q2	Q3	Q4	Q1	(Jan. - Apr.)
267 (26701 & 26702) & 268 (26800)	Pembuatan peralatan optikal, kelengkapan fotografi, media magnetik dan optikal	1,417	1,682	370	383	371	559	495	497
271	Pembuatan motor elektrik, penjana, transformer dan perkakasan pengagihan dan pengawalan elektrik	10,580	12,845	2,794	3,091	3,214	3,745	3,853	3,870
	27101 Pembuatan motor elektrik, penjana dan transformer	4,131	4,672	1,033	1,117	1,203	1,319	1,297	1,426
	27102 Pembuatan perkakasan pengagihan dan pengawalan	6,449	8,173	1,762	1,974	2,011	2,426	2,556	2,444
272/ 27200	Pembuatan bateri dan akumulator	5,166	4,975	968	1,212	1,464	1,331	1,218	1,342
273	Pembuatan pendawaian dan peranti pendawaian	8,432	10,640	2,396	2,580	2,673	2,990	2,691	3,259
	27310 Pembuatan kabel gentian optikal	227	308	63	62	85	98	84	85
	27320 Pembuatan wayar dan kabel elektronik dan elektrik lain	7,731	9,599	2,178	2,325	2,397	2,699	2,417	2,956
	27330 Pembuatan alatan pendawaian pembawa dan bukan pembawa arus untuk litar elektrik (tanpa mengira jenis bahan)	474	734	155	193	192	193	190	218
274/ 27400	Pembuatan kelengkapan pencahayaan elektrik	1,324	1,287	286	306	318	376	368	395
275/ 27500	Pembuatan perkakasan domestik	10,017	10,968	2,553	2,581	2,707	3,127	2,748	3,445
279/ 27900	Pembuatan kelengkapan elektrik lain	6,605	7,774	1,670	1,921	2,005	2,178	1,948	2,292
281 & 282	Pembuatan jentera kegunaan umum dan kegunaan khas	36,825	42,783	9,430	11,289	10,655	11,408	10,312	13,303
	28120 Pembuatan alat-alat kuasa bendalir &								
	28130 Pembuatan pam, pemampat, kepala paip dan injap lain	2,312	2,912	622	761	690	839	531	900
	28180 Pembuatan alatan tangan yang menggunakan kuasa dilengkapkan dengan motor elektrik atau bukan motor elektrik atau pneumatik &	8,498	10,853	2,407	2,987	2,675	2,783	2,329	3,420
	28220 Pembuatan jentera pembentukan logam dan alatan mesin								
	28192 Pembuatan mesin penyaman udara, termasuk untuk kenderaan bermotor	10,135	11,938	2,725	3,099	2,901	3,213	3,020	3,797
	28290 Pembuatan lain-lain mesin bertujuan khas t.t.t.l. Industri lain	6,803	6,030	1,235	1,673	1,546	1,576	1,587	1,788
		9,078	11,049	2,440	2,769	2,843	2,997	2,845	3,398
291 (29101 & 29102)	Pembuatan kenderaan bermotor	36,423	38,540	9,334	7,718	8,131	13,355	9,874	12,521
292/ 29200	Pembuatan kerangka (coachwork) untuk kenderaan bermotor; pembuatan treler dan semi treler	5,473	6,553	1,531	1,742	1,271	2,009	1,985	2,270
293/ 29300	Pembuatan alat ganti dan aksesori untuk kenderaan bermotor	30,638	32,291	8,688	7,803	6,895	8,905	8,926	11,656
301 (30110 & 30120)	Pembinaan kapal dan bot	3,399	5,121	1,198	1,135	1,224	1,564	1,285	1,649
302, 303, 304 & 309	Pembuatan lokomotif keretapi, rolling stock, kapal angkasa dan udara, jentera berkaitan, kenderaan tempur ketenteraan, dan kelengkapan pengangkutan t.t.t.l.	9,546	8,983	2,537	2,160	1,787	2,498	2,548	3,422
	30910 Pembuatan motosikal	2,352	2,041	606	543	383	509	537	824
	30920 Pembuatan basikal dan invalid carriages Industri lain	2,240	2,317	644	514	481	678	659	869
		4,955	4,625	1,287	1,104	923	1,312	1,352	1,729
310	Pembuatan perabot	16,524	15,579	4,702	3,230	2,876	4,772	5,017	5,908
	31001 Pembuatan perabot kayu dan rotan Industri lain	10,982	8,579	3,029	1,801	1,414	2,335	2,670	3,703
		5,542	7,001	1,673	1,429	1,462	2,437	2,347	2,205
321 (32110 & 32120)	Pembuatan barang kemas, bijouterie dan artikel berkaitan	4,416	4,501	1,333	1,391	593	1,184	1,225	1,917
322, 325 & 329	Pembuatan instrumen muzik, peralatan dan bekalan perubatan dan pergigian dan pembuatan lain t.t.t.l.	5,209	5,573	1,352	1,339	1,375	1,508	1,529	1,828
	32901 Pembuatan alat tulis Industri lain	1,230	1,386	366	372	315	333	352	497
		3,980	4,187	986	967	1,060	1,175	1,177	1,331
323/ 32300	Pembuatan barangan sukan	273	200	56	59	37	49	55	78
324/ 32400	Pembuatan permainan dan mainan	600	623	144	154	135	190	184	211
331 & 332	Pembaikan pemasangan produk logam, jentera, kelengkapan dan pemasangan jentera perindustrian dan kelengkapan	5,324	5,326	1,430	1,129	1,176	1,591	1,517	1,910
	33150 Pembaikan dan penyelenggaraan kelengkapan pengangkutan kecuali motosikal dan basikal Industri lain	1,695	1,800	474	369	409	548	537	640
		3,629	3,526	955	760	767	1,043	980	1,270
Jumlah Pembuatan		1,346,620	1,554,738	368,234	377,735	381,793	426,976	415,298	498,880

2022		2021								Group Description/Period
(Jan. - Apr.)	Jan.	Feb.	Mar.	Apr.	Mei	Jun	Jul.	Ogo.	Sep.	
659	130	123	117	127	111	145	99	120	152	Manufacture of optical instruments, photographic equipment, magnetic and optical media
5,303	954	851	989	1,076	961	1,054	929	1,125	1,160	Manufacture of electric motors, generators, transformers and electricity distribution and control apparatus
1,807	354	315	363	394	336	388	384	414	404	Manufacture of electric motors, generators and transformers
3,496	600	536	626	682	626	666	545	710	756	Manufacture of electricity distribution and control apparatus
1,606	382	281	306	374	349	489	457	534	474	Manufacture of batteries and accumulators
3,670	826	777	793	862	837	881	845	894	935	Manufacture of wiring and wiring devices
118	22	19	21	23	19	20	28	27	30	Manufacture of fibre optic cables
3,297	753	710	716	777	758	789	748	803	846	Manufacture of other electronic and electric wires and cables
										Manufacture of current-carrying and non current-carrying wiring devices for electrical circuits regardless of material
256	51	47	57	62	59	71	69	64	59	
491	99	86	102	109	95	103	78	113	127	Manufacture of electric lighting equipment
3,759	879	849	826	892	824	866	855	930	922	Manufacture of domestic appliances
2,548	599	519	552	622	601	698	587	675	743	Manufacture of other electrical equipment
14,358	3,092	3,108	3,230	3,873	3,512	3,904	3,066	3,794	3,795	Manufacture of general-purpose and special-purpose machinery
										Manufacture of fluid power equipment
798	139	228	256	277	247	237	138	276	275	Manufacture of other pumps, compressors, taps and valves
										Manufacture of power-driven hand tools with self-contained electric or non-electric motor or pneumatic drives
3,337	831	803	773	1,013	959	1,016	930	871	874	Manufacture of metal-forming machinery and machine tools
4,188	961	866	897	1,073	927	1,100	623	1,178	1,101	Manufacture of air-conditioning machines, including for motor vehicles
2,200	389	405	441	553	455	664	512	506	528	Manufacture of other special-purpose machinery n.e.c.
3,834	772	806	862	958	924	888	862	963	1,017	Other industry
13,257	3,146	2,999	3,189	3,187	2,719	1,813	2,401	2,412	3,318	Manufacture of motor vehicles
2,824	503	432	596	739	578	425	361	388	522	Manufacture of bodies (coachwork) for motor vehicles; manufacture of trailers and semi-trailers
12,173	2,742	2,740	3,206	2,968	2,718	2,117	2,214	2,382	2,300	Manufacture of parts and accessories for motor vehicles
1,754	396	384	418	451	310	373	335	411	477	Building of ships and boats
3,504	870	746	922	886	684	591	531	620	637	Manufacture of railway locomotives, rolling stock, air and spacecraft, related machinery, military fighting vehicles and transport equipment n.e.c
768	206	187	213	218	190	135	126	129	128	Manufacture of motorcycles
908	238	164	242	225	198	91	99	185	197	Manufacture of bicycles and invalid carriages
1,829	425	395	466	442	296	365	305	306	312	Other industry
6,450	1,631	1,478	1,593	1,206	1,177	847	614	968	1,294	Manufacture of furniture
3,328	1,028	955	1,046	674	655	472	339	496	579	Manufacture of wooden and cane furniture
3,121	603	523	547	532	522	375	275	471	715	Other industry
1,758	489	413	431	583	528	279	116	148	329	Manufacture of jewellery, bijouterie and related articles
2,057	448	438	466	476	454	409	423	461	491	Manufacture of musical instruments, medical and dental instruments and supplies and other manufacturing n.e.c.
474	116	115	136	130	129	112	100	118	97	Manufacture of stationery
1,582	333	323	330	346	324	297	323	343	394	Other industry
75	17	18	21	22	21	15	11	12	14	Manufacture of sports goods
257	42	41	61	67	64	22	42	35	58	Manufacture of games and toys
2,043	466	433	531	481	328	321	332	366	477	Repair of fabricated metal products, machinery and equipment and installation of industrial machinery and equipment
742	158	126	190	166	102	101	106	116	187	Repair and maintenance of transport equipment except motorcycles and bicycles
1,301	308	307	341	315	226	219	226	251	291	Other industry
563,241	122,887	118,412	126,935	130,646	122,726	124,363	119,934	126,536	135,323	Total Manufacturing

Kod Kumpulan Group code	Keterangan Kumpulan/Tempoh	Okt.	Nov.	Dis.
267 (26701 & 26702) & 268 (26800)	Pembuatan peralatan optikal, kelengkapan fotografi, media magnetik dan optikal	198	173	187
271	Pembuatan motor elektrik, penjana, transformer dan perkakasan pengagihan dan pengawalan elektrik	1,216	1,208	1,320
	27101 Pembuatan motor elektrik, penjana dan transformer	424	411	484
	27102 Pembuatan perkakasan pengagihan dan pengawalan elektrik	793	797	836
272/ 27200	Pembuatan bateri dan akumulator	484	456	392
273	Pembuatan pendawaian dan peranti pendawaian	1,006	998	987
	27310 Pembuatan kabel gentian optikal	33	28	37
	27320 Pembuatan wayar dan kabel elektronik dan elektrik lain	906	898	894
	27330 Pembuatan alatan pendawaian pembawa dan bukan pembawa arus untuk litar elektrik (tanpa mengira jenis bahan)	67	71	55
274/ 27400	Pembuatan kelengkapan pencahayaan elektrik	159	111	106
275/ 27500	Pembuatan perkakasan domestik	1,006	1,034	1,087
279/ 27900	Pembuatan kelengkapan elektrik lain	715	706	757
281 & 282	Pembuatan jentera kegunaan umum dan kegunaan khas	3,818	3,814	3,776
	28120 Pembuatan alat-alat kuasa bendalir &			
	28130 Pembuatan pam, pemampat, kepala paip dan injap lain	296	271	273
	28180 Pembuatan alatan tangan yang menggunakan kuasa dilengkapkan dengan motor elektrik atau bukan motor elektrik atau pneumatik &	960	907	916
	28220 Pembuatan jentera pembentukan logam dan alatan mesin			
	28192 Pembuatan mesin penyaman udara, termasuk untuk kenderaan bermotor	1,093	1,116	1,004
	28290 Pembuatan lain-lain mesin bertujuan khas f.t.f.l. Industri lain	520 950	514 1,005	542 1,042
291 (29101 & 29102)	Pembuatan kenderaan bermotor	4,287	4,683	4,385
292/ 29200	Pembuatan kerangka (coachwork) untuk kenderaan bermotor; pembuatan treler dan semi treler	683	687	639
293/ 29300	Pembuatan alat ganti dan aksesori untuk kenderaan bermotor	2,931	3,089	2,884
301 (30110 & 30120)	Pembinaan kapal dan bot	568	524	471
302, 303, 304 & 309	Pembuatan lokomotif keretapi, rolling stock, kapal angkasa dan udara, jentera berkaitan, kenderaan tempur ketenteraan, dan kelengkapan pengangkutan f.t.f.l.	734	890	873
	30910 Pembuatan motosikal	139	181	189
	30920 Pembuatan basikal dan invalid carriages Industri lain	219 377	223 486	235 449
310	Pembuatan perabot	1,494	1,646	1,633
	31001 Pembuatan perabot kayu dan rotan Industri lain	684 810	823 823	828 804
321 (32110 & 32120)	Pembuatan barang kemas, bijouterie dan artikel berkaitan	364	415	404
322, 325 & 329	Pembuatan instrumen muzik, peralatan dan bekalan perubatan dan pergigian dan pembuatan lain f.t.f.l.	498	494	515
	32901 Pembuatan alat tulis Industri lain	108 391	110 384	115 400
323/ 32300	Pembuatan barangan sukan	14	18	18
324/ 32400	Pembuatan permainan dan mainan	64	64	62
331 & 332	Pembaikan pemasangan produk logam, jentera, kelengkapan dan pemasangan jentera perindustrian dan kelengkapan	506	565	519
	33150 Pembaikan dan penyelenggaraan kelengkapan pengangkutan kecuali motosikal dan basikal Industri lain	173 334	190 376	185 334
Jumlah Pembuatan		140,655	142,411	143,911

2022				Group Description/Period
Jan.	Feb.	Mar	Apr.	
159	154	182	164	Manufacture of optical instruments, photographic equipment, magnetic and optical media
1,245	1,203	1,405	1,450	Manufacture of electric motors, generators, transformers and electricity distribution and control apparatus
445	389	463	510	Manufacture of electric motors, generators and transformers
800	814	942	940	Manufacture of electricity distribution and control apparatus
433	377	408	388	Manufacture of batteries and accumulators
938	869	884	980	Manufacture of wiring and wiring devices
27	27	29	34	Manufacture of fibre optic cables
846	784	787	880	Manufacture of other electronic and electric wires and cables
64	58	68	66	Manufacture of current-carrying and non current-carrying wiring devices for electrical circuits regardless of material
111	119	138	123	Manufacture of electric lighting equipment
1,004	818	927	1,011	Manufacture of domestic appliances
653	632	663	600	Manufacture of other electrical equipment
3,605	3,336	3,372	4,046	Manufacture of general-purpose and special-purpose machinery
190	172	169	267	Manufacture of fluid power equipment
817	776	736	1,009	Manufacture of other pumps, compressors, taps and valves
1,045	983	992	1,168	Manufacture of power-driven hand tools with self-contained electric or non-electric motor or pneumatic drives
549	494	543	613	Manufacture of metal-forming machinery and machine tools
1,003	911	931	990	Manufacture of air-conditioning machines, including for motor vehicles
3,451	3,197	3,226	3,383	Manufacture of motor vehicles
641	553	791	840	Manufacture of bodies (coachwork) for motor vehicles; manufacture of trailers and semi-trailers
2,839	2,770	3,318	3,247	Manufacture of parts and accessories for motor vehicles
438	402	445	469	Building of ships and boats
862	766	921	956	Manufacture of railway locomotives, rolling stock, air and spacecraft, related machinery, military fighting vehicles and transport equipment n.e.c
183	167	187	231	Manufacture of motorcycles
224	184	251	248	Manufacture of bicycles and invalid carriages
454	415	483	477	Other industry
1,761	1,564	1,691	1,433	Manufacture of furniture
929	816	924	659	Manufacture of wooden and cane furniture
832	748	767	774	Other industry
451	380	394	533	Manufacture of jewellery, bijouterie and related articles
515	501	513	528	Manufacture of musical instruments, medical and dental instruments and supplies and other manufacturing n.e.c.
116	114	122	123	Manufacture of stationery
399	387	390	405	Other industry
18	18	19	20	Manufacture of sports goods
63	61	60	72	Manufacture of games and toys
511	443	563	526	Repair of fabricated metal products, machinery and equipment and installation of industrial machinery and equipment
170	138	229	205	Repair and maintenance of transport equipment except motorcycles and bicycles
341	305	334	321	Other industry
138,986	131,703	144,610	147,942	Total Manufacturing

Jadual Table **1.4b** : Nilai Jualan Sektor Pembuatan Mengikut Kumpulan: Perubahan Peratusan Tahunan
: Sales Value of Manufacturing Sector by Group: Annual Percentage Change

Kod Kumpulan Group code	Keterangan Kumpulan/Tempoh	2020	2021	2021				2022				2021			2022		
				Q1	Q2	Q3	Q4	Q1	Q2	Q3	Q4	(Jan. - Apr.)	(Jan. - Apr.)	Jan.	Feb.	Mac	
101	Pemrosesan dan pengawetan daging	9.4	8.7	30.7	-7.9	5.5	13.1	15.5	19.1	17.4	41.0	35.9	16.8				
102	Pemrosesan dan pengawetan ikan, krustasea dan moluska	-2.3	0.8	4.5	22.0	-13.1	-5.7	-14.5	12.0	-14.1	3.3	0.0	10.4				
	10201 Pengetinan ikan, krustasea dan moluska &																
	10202 Pemrosesan dan pengawetan ikan, krustasea dan moluska	-1.3	0.6	4.7	22.2	-13.1	-6.9	-15.2	12.3	-14.8	3.8	0.2	10.4				
	Industri lain	-19.0	5.2	0.2	17.6	-12.4	20.7	-1.3	6.7	0.9	-4.6	-3.9	10.8				
103	Pemrosesan dan pengawetan buah-buahan dan sayur - sayuran	7.9	-1.1	29.8	12.0	-25.3	-12.6	-14.7	41.8	-14.8	20.8	19.4	54.5				
	10303 Pengetinan nanas &																
	10304 Pembuatan jem, marmalad dan sajian jeli Industri lain	2.6	4.9	4.0	10.3	5.7	0.2	-36.1	12.6	-35.9	10.0	3.3	-0.1				
104	Pembuatan minyak dan lemak daripada sayuran dan haiwan	14.3	13.9	12.3	12.8	11.6	18.2	22.6	13.2	20.6	10.3	11.8	15.0				
	10404 Pembuatan minyak sayuran mentah dan bertapis &																
	10406 Pembuatan sebatian lemak masakan	3.1	24.3	13.3	40.4	36.8	9.5	7.5	21.8	8.7	5.8	19.0	16.0				
	10405 Pembuatan minyak kelapa Industri lain	6.6	-6.3	10.9	-1.9	-23.8	-9.6	7.8	11.8	12.5	22.5	4.7	6.4				
		15.7	13.0	12.2	10.6	9.5	19.4	25.0	12.2	22.3	10.8	11.0	15.0				
105	Pembuatan produk tenusu	3.3	7.4	3.8	13.1	2.0	11.4	13.8	9.6	13.5	5.0	3.3	3.0				
	10502 Pembuatan susu pekat, tepung dan sejat Industri lain	4.4	7.2	2.4	12.2	2.0	12.6	15.5	8.5	15.2	4.9	1.7	0.7				
		-8.7	10.9	21.5	25.6	2.6	-2.5	-5.2	23.7	-5.7	6.8	24.3	36.9				
106	Pembuatan produk bijian, kanji dan produk berkanji	3.5	18.4	3.8	21.2	20.2	29.8	24.5	6.7	25.8	0.4	3.8	7.1				
	10611 Pengilangan beras	18.8	22.2	-10.4	20.6	34.5	51.6	51.1	-6.8	51.2	0.2	-10.6	-18.2				
	10613 Pengilangan tepung Industri lain	-6.1	16.8	17.2	24.4	10.8	15.6	8.6	20.6	9.2	0.9	17.7	36.3				
		-3.2	-0.5	-3.3	-7.3	-1.8	10.9	-7.1	-3.8	-4.2	-4.2	2.9	-8.4				
107	Pembuatan produk makanan lain	9.4	12.3	22.0	10.4	6.3	11.5	4.3	21.8	5.5	17.6	18.6	30.4				
	10711 Pembuatan biskut dan cookies	1.9	4.4	14.8	7.9	-14.9	10.5	40.6	24.5	42.1	22.3	7.2	15.4				
	10712 Pembuatan roti, kek dan produk bakeri lain	31.6	6.4	35.8	-1.9	-3.3	2.4	-10.3	20.3	-7.5	21.9	56.2	28.8				
	10713 Pembuatan produk snek	-8.9	-1.8	-3.6	-4.8	-10.0	11.3	18.1	-0.8	18.5	-5.1	-10.1	5.0				
	10721 Pembuatan gula	-6.5	20.0	9.0	24.7	24.8	23.4	-1.1	16.4	-1.4	8.1	-2.2	24.0				
	10731 Pembuatan produk koko	-7.5	-8.0	-1.9	-10.0	-11.0	-9.4	-6.7	-3.8	-6.7	-0.4	1.1	-6.7				
	10732 Pembuatan coklat dan produk coklat &																
	10733 Pembuatan konfeksi gula	23.1	25.4	48.8	28.8	17.1	12.7	8.7	55.0	8.7	43.1	31.9	73.8				
	10793 Pembuatan sos dan bahan perasa	-17.5	15.1	7.9	26.5	3.0	24.3	8.7	14.0	9.9	1.2	2.5	23.3				
	10799 Pembuatan produk makanan lain t.t.t.l. Industri lain	13.9	19.8	18.0	8.1	27.8	25.7	25.7	23.6	26.9	16.2	8.0	31.0				
		1.6	11.5	11.0	12.9	6.4	15.7	1.8	11.2	2.9	9.2	2.9	21.4				
108/10800	Pembuatan makanan haiwan tersedia	-16.3	15.9	-26.9	17.2	43.5	47.3	42.2	-20.6	37.4	-33.7	-32.4	-14.6				
110	Pembuatan minuman ringan	-24.5	12.0	-1.9	66.6	-6.5	16.5	6.3	17.0	8.4	-9.4	-4.1	8.9				
	11041 Pembuatan minuman ringan	-27.1	24.6	1.0	53.1	27.8	30.2	10.1	14.3	12.0	-3.6	-2.6	10.1				
	11042 Pengeluaran air mineral semulajadi dan minuman lain yang dibotolkan Industri lain	-15.3	22.2	22.1	61.9	6.2	13.5	3.3	48.2	2.7	-4.0	21.4	58.0				
		-23.2	-9.9	-11.0	108.0	-60.9	-1.1	1.8	13.3	4.9	-17.8	-12.1	-2.3				
120/12000	Pembuatan produk tembakau	-21.7	-3.9	2.9	222.9	-71.5	11.1	4.7	32.1	7.1	1.7	1.2	5.4				
131	Pemintalan, penenunan dan penyiapan tekstil	-13.9	14.2	-1.6	80.7	0.2	3.7	7.7	18.4	6.3	-6.1	-5.5	7.4				
	13110 Penyediaan dan pemintalan gentian tekstil &																
	13120 Penenunan tekstil	-18.1	14.8	-5.5	98.1	0.03	1.2	7.9	16.7	5.4	-10.4	-8.9	3.4				
	13132 Pewarnaan, pelunturan, percetakan dan penyiapan akhir benang dan fabrik Industri lain	3.4	12.9	14.3	35.2	-0.2	10.3	6.9	25.9	9.1	10.8	9.6	22.8				
		-43.9	9.8	-32.4	134.2	22.1	6.4	9.6	-11.3	8.2	-22.7	-46.9	-25.4				
139	Pembuatan tekstil lain	-8.7	31.4	14.2	55.3	31.2	30.9	23.7	34.2	22.7	10.9	4.6	28.4				
	13910 Pembuatan fabrik dikait dan dikrusye Industri lain	-10.5	16.8	13.9	32.6	9.8	14.5	8.8	32.0	9.2	7.2	4.6	31.8				
		-6.4	49.0	14.5	87.5	57.9	50.2	39.8	36.6	36.8	15.3	4.5	24.6				
141	Pembuatan pakaian, kecuali pakaian berbulu	-9.8	3.1	-1.3	23.7	-4.0	-0.02	3.3	10.7	4.8	-2.2	-1.3	-0.4				
	14102 Pembuatan pakaian Industri lain	-6.4	2.7	-0.8	18.5	-3.7	0.8	2.4	10.2	3.7	-0.9	-1.2	-0.1				
		-31.2	6.5	-5.0	97.1	-7.1	-5.9	9.1	13.9	12.7	-10.3	-1.5	-2.2				
142 & 143	Pembuatan artikel daripada kulit bulu dan pakaian yang dikait dan dikrusye	-14.0	1.4	23.8	25.1	-30.9	-2.1	-8.0	45.3	-13.4	24.0	13.9	35.4				
151 (15110 & 15120)	Penyamakan dan pembersihan kulit, pembuatan bagasi, beg tangan, pelana dan abah-abah pembersihan dan pewarnaan bulu	-12.8	1.0	1.1	9.0	-25.3	19.6	16.8	19.9	14.7	0.8	1.6	0.9				
152	Pembuatan kasut	-26.4	-0.3	5.8	70.8	-26.5	-15.6	-18.2	28.3	-15.4	2.0	-0.6	18.1				
	15201 Pembuatan kasut kulit &																
	15203 Pembuatan kasut getah Industri lain	-29.7	-4.4	8.0	45.5	-35.1	-14.2	-19.3	28.0	-17.1	0.9	-1.9	28.8				
		-20.5	6.3	2.6	120.5	-12.1	-17.9	-16.6	28.8	-12.8	3.7	1.4	2.8				
161/16100	Pengilangan dan pengetaman kayu	-19.8	5.1	5.9	75.5	-21.4	2.1	9.9	33.3	10.1	2.2	-0.5	16.4				

(%)

2021												2022												Group Description/Period	
Apr.	Mei	Jun	Jul.	Ogo.	Sep.	Okt.	Nov.	Dis.	Jan.	Feb.	Mac	Apr.	Apr.	Mei	Jun	Jul.	Ogo.	Sep.	Okt.	Nov.	Dis.	Jan.	Feb.		Mac
-6.8	-8.4	-8.5	-3.2	11.2	8.5	10.1	9.9	19.8	14.8	17.4	14.1	23.6	Processing and preserving of meat												
43.5	15.4	11.0	-12.6	-12.1	-14.6	-6.2	-1.5	-9.2	-12.8	-16.2	-14.6	-12.7	Processing and preserving of fish, crustaceans and molluscs												
													Canning of fish, crustaceans and molluscs												
43.8	15.0	11.7	-12.5	-12.0	-14.9	-7.2	-2.7	-10.5	-13.5	-16.8	-15.5	-13.6	Processing, curing and preserving of fish, crustacean and molluscs												
36.9	24.2	-1.6	-15.3	-12.5	-9.2	13.4	27.7	22.2	0.2	-5.8	1.8	8.2	Other industry												
97.4	10.9	-26.0	-26.0	-24.5	-25.4	-19.5	-8.2	-9.5	-8.6	-15.7	-20.0	-15.1	Processing and preserving of fruits and vegetable												
													Pineapple canning												
52.8	-0.4	-17.0	-4.5	9.1	12.8	10.9	17.7	-21.4	-17.7	-43.5	-43.9	-35.2	Manufacture of jams, marmalades and table jellies												
114.8	13.7	-27.5	-29.6	-30.6	-31.7	-24.6	-13.2	-6.5	-6.4	-5.6	-13.2	-9.5	Other industry												
15.2	11.4	12.0	11.3	10.0	13.3	9.3	24.6	22.5	26.2	19.8	21.7	16.3	Manufacture of vegetable and animal oils and fats												
													Manufacture of crude and refined vegetable oil												
51.3	38.0	33.1	29.5	27.6	53.0	7.7	10.1	10.8	15.2	2.9	4.6	11.8	Manufacture of compound cooking fats												
15.3	32.2	-39.4	-26.7	-20.8	-23.8	-8.5	-7.2	-12.8	-2.3	11.2	15.1	31.2	Manufacture of coconut oil												
12.2	8.9	10.6	9.8	8.5	10.1	9.6	26.5	24.3	28.1	22.3	24.4	16.7	Other industry												
30.4	9.8	2.8	-7.3	2.5	11.6	6.2	14.0	14.3	15.0	13.7	12.7	12.5	Manufacture of dairy products												
30.4	8.4	1.8	-7.9	2.4	12.5	6.7	15.7	15.7	16.3	15.7	14.6	14.1	Manufacture of condensed, powdered and evaporated milk												
30.8	30.2	16.6	2.0	3.9	1.9	-0.3	-5.1	-1.9	0.01	-7.6	-7.8	-7.3	Other industry												
15.2	22.5	26.5	16.9	16.7	26.9	29.3	30.8	29.4	27.2	23.7	22.8	29.4	Manufacture of grain mill products, starches and starch products												
2.3	27.3	37.8	27.5	28.1	47.5	52.3	44.8	57.9	50.3	52.8	50.2	51.3	Rice milling												
32.5	21.5	19.6	10.8	9.1	12.4	13.4	21.9	11.9	13.3	5.8	6.7	10.9	Flour milling												
-5.3	-13.9	-2.7	-10.1	0.5	3.8	4.5	13.3	14.9	3.0	-16.1	-7.4	5.4	Other industry												
21.4	8.2	3.0	4.7	2.3	12.2	14.0	10.6	9.9	10.2	-1.6	4.6	9.1	Manufacture of other food products												
56.7	-6.3	-20.2	-16.6	-16.3	-11.8	7.0	14.1	10.2	43.3	44.4	34.6	45.6	Manufacture of biscuits and cookies												
-11.8	5.6	1.4	-6.7	-5.3	3.2	3.1	1.6	2.3	0.6	-25.7	-1.3	1.4	Manufacture of bread, cakes and other bakery products												
8.0	-6.6	-14.8	-20.0	-13.7	3.7	9.9	11.7	12.3	16.3	17.4	20.6	19.6	Manufacture of snack products												
45.7	19.5	12.1	22.3	13.2	38.7	26.4	23.7	20.1	20.9	-10.7	-10.9	-2.3	Manufacture of sugar												
-9.4	-10.2	-10.4	-13.2	-12.1	-7.4	-13.7	-3.9	-10.0	-3.5	-8.2	-8.6	-6.7	Manufacture of cocoa products												
													Manufacture of chocolate and chocolate products												
74.8	20.2	6.3	22.5	11.1	18.0	24.0	6.9	7.9	9.1	10.8	6.6	8.8	Manufacture of sugar confectionery												
37.4	28.4	15.2	-4.1	-0.01	13.5	23.1	28.3	21.6	6.3	5.8	14.4	13.6	Manufacture of sauces and condiments												
44.2	-1.7	-6.0	24.1	28.0	31.3	35.5	20.3	22.0	30.6	22.4	24.3	30.6	Manufacture of other food products n.e.c.												
11.8	9.1	17.6	6.0	2.1	11.0	13.2	17.4	16.7	4.4	2.6	-1.4	6.4	Other industry												
-1.5	28.3	30.1	44.7	42.9	42.9	44.2	47.7	49.9	65.3	51.1	17.1	26.5	Manufacture of prepared animal feeds												
177.0	88.0	-16.2	-19.1	-7.4	4.8	24.3	17.2	8.5	6.4	6.6	5.8	14.8	Manufacture of beverages												
85.1	49.6	26.7	24.9	45.9	12.4	41.1	32.1	18.4	4.6	11.5	13.9	17.7	Manufacture of soft drinks												
254.7	28.8	10.7	7.2	10.3	1.4	12.5	16.8	11.3	7.5	1.7	1.2	1.1	Production of natural mineral waters and other bottled waters												
897.4	263.4	-98.9	-98.9	-89.4	-4.6	5.6	-2.6	-6.4	8.7	1.0	-4.1	15.3	Other industry												
4,736.7	641.2	-50.5	-75.2	-81.2	-59.9	17.4	7.6	8.3	2.3	9.6	2.6	15.6	Manufacture of tobacco products												
191.9	70.8	38.7	7.7	-3.4	-3.2	-5.5	7.7	8.7	9.9	7.5	5.7	2.4	Spinning, weaving and finishing of textiles												
													Preparation and spinning of textile fibres												
239.8	89.0	47.1	7.1	1.5	-8.4	-9.8	6.2	6.2	7.4	8.5	7.9	-1.5	Weaving of textiles												
89.9	18.4	17.5	10.2	-17.1	7.1	3.7	12.1	16.7	17.6	4.4	-0.8	16.3	Dyeing, bleaching, printing and finishing of yarns and fabrics												
5,136.9	375.1	-4.0	-18.1	45.3	32.5	8.2	11.3	-0.4	5.4	12.3	12.4	3.7	Other industry												
181.1	31.3	23.3	34.0	28.5	31.4	28.5	35.2	29.3	29.9	26.2	15.5	19.7	Manufacture of other textiles												
169.0	5.6	8.1	10.5	3.7	15.4	13.1	16.8	13.7	14.6	11.4	1.3	10.2	Manufacture of knitted and crocheted fabrics												
193.5	74.5	44.6	65.5	58.6	50.5	47.7	55.6	47.5	46.2	42.2	31.5	28.6	Other industry												
85.2	22.9	-9.2	-5.2	0.3	-6.7	-1.6	4.0	-2.1	0.1	1.8	8.3	9.8	Manufacture of wearing apparel, except fur apparel												
73.1	16.6	-10.3	-5.4	0.2	-5.7	-1.2	4.5	-0.6	0.3	0.8	6.4	7.8	Manufacture of clothings												
299.8	99.8	6.3	-2.7	1.0	-14.5	-4.8	0.7	-13.3	-1.7	8.5	21.9	25.5	Other industry												
173.9	30.4	-43.2	-40.6	-28.1	-22.0	-5.1	0.4	-1.7	1.6	-12.9	-12.9	-28.1	Manufacture of articles of fur, knitted and crocheted apparel												
													Tanning and dressing of leather; manufacture of luggage, handbags, saddlery and harness; dressing and dyeing of fur												
232.6	12.5	-53.3	-53.8	-20.6	2.0	19.3	19.7	19.8	17.0	21.7	12.0	7.6	Manufacture of footwear												
													Manufacture of leather footwear												
363.0	80.8	-36.0	-41.1	-30.6	-33.5	-13.4	-12.7	-16.2	-15.7	-27.5	-15.3	-8.7	Manufacture of rubber footwear												
1,661.5	498.3	-22.1	-9.6	-3.0	-22.1	-6.4	-11.0	-31.1	-28.7	-14.2	-4.7	0.8	Other industry												
1,274.9	443.3	-53.5	-44.9	-4.5	-15.2	-1.1	4.5	2.9	17.9	2.9	8.6	10.6	Sawmilling and planning of wood												

Kod Kumpulan Group code	Keterangan Kumpulan/Tempoh			2021				2022	2021	2022			
		2020	2021	Q1	Q2	Q3	Q4	Q1	(Jan. - Apr.)	(Jan. - Apr.)	Jan.	Feb.	Mac
162	Pembuatan produk daripada kayu, gabus, jerami dan bahan jalinan lain	-25.4	2.8	-10.7	83.2	-21.7	13.7	14.6	11.2	14.6	-14.7	-14.0	-3.1
16211	Pembuatan kepingan venier dan papan lapis	-35.4	-1.6	-24.8	107.6	-21.7	17.9	13.6	-5.4	13.9	-30.9	-24.8	-18.1
16212	Pembuatan papan partikel dan papan gentian	-11.9	15.0	7.0	126.9	-14.7	18.2	20.7	37.6	19.7	12.7	-5.2	14.8
16221	Perfukangan kayu untuk jurubina	-18.2	7.3	13.7	100.6	-27.3	4.0	5.2	40.1	4.7	3.9	10.4	29.2
	Industri lain	-3.2	-11.1	6.0	-12.1	-35.5	-5.0	13.6	15.3	14.8	4.2	-0.7	15.6
170	Pembuatan kertas dan produk kertas	-2.1	15.8	10.7	7.6	10.0	14.9	10.2	20.8	10.6	8.4	4.9	18.6
17010	Pembuatan pulpa, kertas dan kertas tebal	-3.5	36.1	17.5	118.0	24.3	21.9	24.0	45.9	24.0	16.8	7.8	28.3
17020	Pembuatan kertas gelugur dan kertas tebal dan bekas daripada kertas dan kertas tebal	9.7	11.8	21.0	7.7	0.9	6.7	-3.0	30.7	-2.1	12.7	14.7	35.8
17091	Pembuatan sampul surat dan kad surat	-32.3	-16.1	-26.0	-25.4	-4.5	-2.7	-5.3	-22.6	-5.7	-30.1	-22.8	-24.6
17092	Pembuatan kertas kegunaan rumah dan pembersih peribadi	-10.6	11.3	-2.7	12.9	11.8	25.4	25.3	2.9	23.9	4.6	-5.5	-5.8
17093	Pembuatan kertas bergam atau pelekat yang berjalur atau bergulung dan label dan kertas dinding	-19.2	16.9	-3.9	18.1	29.3	28.1	15.6	-1.8	18.9	-8.3	-13.0	9.4
	Industri lain	9.2	9.7	15.0	16.8	1.8	6.3	3.5	21.1	2.7	11.7	16.2	17.5
181 & 182	Percetakan, aktiviti perkhidmatan berkaitan percetakan dan penerbitan semula media rakaman	-8.3	4.9	3.8	42.7	-15.0	3.5	7.8	22.1	8.1	1.7	2.5	7.6
18110	Percetakan	-7.4	4.0	-2.4	37.1	-10.9	5.6	15.9	15.3	15.3	-4.5	-2.8	0.5
18120	Aktiviti perkhidmatan berkaitan percetakan &	-11.9	8.6	30.8	68.2	-32.5	-5.2	-18.7	52.3	-15.7	28.0	24.1	42.8
18200	Penerbitan semula media rakaman												
192 (19201 & 19202)	Pembuatan produk petroleum bertapis	-13.9	36.4	-17.6	59.8	66.8	57.6	36.3	-4.9	32.3	-21.2	-16.8	-14.1
201	Pembuatan kimia asas, baja dan sebatian nitrogen, plastik dan getah sintetik dalam bentuk primer	-14.2	10.3	1.8	10.2	18.3	12.4	2.9	2.8	5.0	-0.3	4.2	1.6
20111	Pembuatan gas perindustrian atau perubatan bukan organik dalam bentuk cecair atau mampat	-50.1	7.4	-32.9	87.7	112.0	-22.5	-56.8	-18.7	-51.3	-23.7	-17.0	-54.4
20112	Pembuatan kimia organik asas &	-14.7	10.2	5.8	5.6	22.8	7.6	2.8	3.9	5.1	0.01	6.24	11.61
20113	Pembuatan sebatian bukan organik												
20121	Pembuatan baja &	-22.8	12.2	-13.3	19.2	0.1	53.7	37.8	-4.6	32.7	-19.8	-14.7	-5.0
20129	Pembuatan produk campuran nitrogen												
20131	Pembuatan plastik dalam bentuk primer	-6.0	7.5	3.7	7.1	6.1	13.1	-3.3	4.3	-1.0	5.6	7.5	-1.0
	Industri lain	-3.0	33.6	15.0	28.7	58.1	34.4	56.9	18.6	56.4	24.2	20.6	3.3
202 & 203	Pembuatan produk kimia lain dan seraf buatan manusia	-5.5	20.5	10.5	39.5	10.0	26.6	30.0	23.8	30.2	5.1	3.3	24.2
20210	Pembuatan racun perosak dan produk agrokimia lain	-6.6	42.3	55.0	62.3	22.8	37.5	61.1	64.3	59.7	24.5	62.1	92.3
20221	Pembuatan cat, varnis dan penyadur dan mastik	-16.4	44.1	-5.4	119.4	31.1	74.8	59.3	21.4	50.6	-14.8	-16.9	17.3
20222	Pembuatan dakwat cetak	-34.6	-1.0	-33.2	26.3	17.6	10.5	20.3	-21.0	18.3	-40.1	-33.2	-24.9
20231	Pembuatan sabun dan bahan pencuci, penyediaan &	11.8	13.3	26.1	17.1	2.4	11.3	17.3	33.2	22.4	28.2	15.1	35.6
20232	Pembuatan pewangi dan penyediaan dandanan diri												
20291	Pembuatan plat fotografi, filem, sensitized paper dan &												
20292	Pembuatan dakwat menulis dan melukis &	-8.9	6.5	5.8	17.1	-2.8	7.2	11.3	11.6	12.6	3.9	4.1	9.5
20299	Pembuatan produk kimia lain t.t.t.l.												
	Industri lain	-17.4	24.8	5.3	82.6	27.8	5.7	1.3	22.5	-1.5	-10.4	-1.2	34.3
210	Pembuatan produk farmaseutikal, kimia perubatan dan botani	16.2	17.1	19.8	12.7	13.9	22.7	13.9	18.8	14.3	16.7	20.5	21.9
21001	Pembuatan bahan aktif ubat-ubatan untuk digunakan oleh bidang farmakologi dalam pembuatan ubat-ubatan	14.3	21.6	19.9	19.8	23.2	23.3	15.5	19.3	15.5	18.8	18.2	22.5
	Industri lain	24.6	-1.0	19.2	-16.5	-17.4	20.0	6.3	16.5	8.2	6.8	32.8	19.2
221	Pembuatan produk getah	55.2	36.3	92.3	75.0	17.3	-13.3	-27.9	90.5	-28.7	95.6	87.4	93.4
22111	Pembuatan tayar getah untuk kenderaan	3.0	32.9	33.8	-6.4	67.1	29.9	19.6	46.9	20.2	8.3	12.0	118.0
22112	Pembuatan bunga tayar yang boleh ditukar ganti dan tayar celup	40.9	-8.2	53.2	-26.7	-35.5	9.8	-8.9	67.0	-9.9	60.2	23.4	85.7
22191	Pembuatan produk lain daripada getah asli atau sintetik, &	2.0	-9.6	22.5	-2.4	-28.6	-22.8	-28.3	22.4	-24.9	5.3	13.9	55.7
22193	Pengilangan semula getah dan prosesan susu getah												
22192	Pembuatan sarung tangan getah	89.4	47.9	119.6	103.3	24.7	-17.7	-32.8	111.7	-34.0	145.7	130.1	99.4
22199	Pembuatan produk getah lain yang t.t.t.l.	27.2	23.8	59.5	46.3	1.6	4.3	-10.6	64.0	-9.0	55.0	50.6	73.6
222	Pembuatan produk plastik	2.3	21.0	18.7	31.5	18.0	16.6	6.7	25.9	7.7	11.2	12.6	33.3
22201	Pembuatan produk plastik separa siap &	12.5	20.9	26.7	27.6	18.5	11.8	-6.1	30.4	-5.6	22.9	20.9	36.7
22202	Pembuatan produk plastik siap												
22203	Pembuatan artikel plastik untuk pembungkusan	1.1	28.3	24.9	33.3	26.9	28.2	20.9	32.4	24.7	14.2	22.5	40.2
22204	Pembuatan barangan plastik jurubina	1.2	60.0	24.4	83.2	68.8	65.8	37.6	38.2	34.9	9.8	8.6	57.2
22205	Pembuatan pinggan mangkuk, peralatan dapur dan barangan fondas daripada plastik	18.5	52.6	39.3	70.1	37.0	65.6	69.0	55.7	68.9	44.1	14.1	62.6
22209	Pembuatan pelbagai produk plastik t.t.t.l.	-6.4	6.9	4.4	23.8	2.8	-1.4	-8.8	12.1	-9.4	-4.8	-0.3	19.4
231 (23101 & 23102 & 23109)	Pembuatan kaca dan produk kaca	-27.6	-12.1	-23.7	86.1	-32.0	-23.0	-14.2	-8.9	-12.7	-18.7	-20.4	-30.9

2021													2022				Group Description/Period
Apr.	Mei	Jun	Jul.	Ogo.	Sep.	Okt.	Nov.	Dis.	Jan.	Feb.	Mac	Apr.					
1,164.8	431.5	-44.5	-49.5	-10.8	-6.1	8.8	16.0	16.1	16.5	11.8	15.4	14.4	Manufacture of products of wood, cork, straw and plaiting materials				
31,138.4	17,447.2	-44.6	-53.0	-9.7	-3.7	16.1	19.9	17.6	13.8	13.8	13.3	14.8	Manufacture of veneer sheets and plywood				
15,822.1	8,146.4	-40.2	-40.3	-7.6	2.1	9.9	22.5	22.3	20.8	14.2	26.4	16.4	Manufacture of particle board and fibreboard				
1,245.5	337.2	-51.8	-52.8	-8.2	-21.6	1.2	4.3	6.4	15.7	1.9	-1.6	2.6	Manufacture of builders' carpentry				
69.2	-21.9	-49.4	-56.3	-25.9	-24.6	-14.1	-4.1	3.2	17.5	8.0	15.1	19.3	Other industry				
62.2	28.2	7.2	4.9	11.9	13.2	13.6	15.9	15.2	16.0	9.1	6.2	11.5	Manufacture of paper and paper products				
352.1	160.4	28.1	16.9	27.9	28.1	29.3	21.6	14.7	31.6	22.8	18.3	24.2	Manufacture of pulp, paper and paperboard				
66.5	19.7	-7.2	-3.8	2.9	3.5	3.9	7.3	9.4	1.9	-2.6	-7.5	0.3	Manufacture of corrugated paper and paperboard and of containers of paper and paperboard				
-9.7	-27.6	-35.1	-7.2	-2.7	-3.5	-3.6	1.4	-5.6	-6.4	-3.1	-6.3	-6.9	Manufacture of envelopes and letter-card				
22.5	12.7	4.8	4.9	11.4	19.1	20.4	33.1	22.8	35.3	20.1	21.3	20.3	Manufacture of household and personal hygiene paper				
5.1	2.8	44.8	25.9	34.9	27.1	27.8	27.2	29.4	15.6	16.1	15.1	28.6	Manufacture of gummed or adhesive paper in strips or rolls and labels and wall paper				
44.5	9.6	3.1	1.2	0.05	4.0	2.4	2.0	15.5	8.5	0.8	1.1	0.0	Other industry				
169.9	49.2	-20.1	-21.7	-13.3	-10.2	-9.7	9.8	10.4	7.7	6.8	8.9	9.2	Printing, service activities related to printing and reproduction of recorded media				
156.1	43.6	-21.0	-19.5	-8.2	-5.4	-6.3	9.9	13.2	14.8	15.4	17.6	13.4	Printing				
233.3	71.3	-15.8	-31.6	-35.2	-30.6	-24.1	9.2	-0.9	-15.1	-20.4	-21.0	-5.6	Service activities related to printing				
													Reproduction of recorded media				
46.8	70.9	63.3	75.7	60.8	64.2	64.8	69.1	44.5	46.2	26.0	35.5	23.2	Manufacture of refined petroleum products				
6.9	8.1	15.0	20.2	23.7	11.1	15.4	12.5	9.9	3.1	2.3	3.4	12.8	Manufacture of basic chemicals, fertilizer and nitrogen compounds, plastics and synthetic rubber in primary forms				
167.2	72.9	59.6	215.5	116.8	5.5	36.4	20.1	-50.1	-55.3	-62.4	-50.6	-33.2	Manufacture of liquefied or compressed inorganic industrial or medical gases				
-3.60	6.48	13.22	24.3	30.3	13.7	10.4	7.7	5.3	3.1	3.0	2.3	15.0	Manufacture of basic organic chemicals				
32.9	26.6	1.4	-3.3	0.7	3.1	62.7	53.1	46.7	50.8	31.2	32.6	18.4	Manufacture of inorganic compounds				
6.4	-0.7	15.0	6.8	8.2	3.4	13.2	10.5	15.4	-5.2	-2.7	-2.1	7.3	Manufacture of fertilizers				
30.3	30.5	25.4	43.8	70.8	59.6	23.4	32.8	46.5	64.3	54.7	51.9	55.0	Manufacture of associated nitrogen products				
93.8	32.4	12.2	-4.1	7.4	26.6	25.3	22.6	31.8	33.0	32.9	24.6	30.8	Manufacture of other chemical products and man-made fibres				
100.3	46.6	47.0	26.5	3.1	45.8	61.5	18.0	40.3	62.1	60.3	60.9	55.6	Manufacture of pesticides and other agrochemical products				
337.6	129.8	29.3	-14.4	34.1	72.9	78.1	67.1	79.4	79.3	72.4	33.6	28.5	Manufacture of paints, varnishes and similar coatings ink and				
58.1	11.1	16.5	21.4	22.6	8.9	9.5	8.5	13.5	24.4	21.3	15.6	12.7	Manufacture of printing ink				
66.1	2.7	1.8	-10.2	-0.2	17.8	5.8	10.6	17.8	14.0	18.8	19.0	39.9	Manufacture of soap and detergents, cleaning and polishing preparations				
													Manufacture of perfumes and toilet preparations				
													Manufacture of photographic plates, films, sensitized paper and other sensitized unexposed materials				
33.6	18.0	3.0	-1.1	-3.0	-4.3	4.9	6.3	10.6	11.4	10.7	11.9	16.5	Manufacture of writing and drawing ink				
138.8	98.1	41.2	35.7	10.3	38.7	-1.0	5.3	13.3	4.5	3.7	-3.6	-9.8	Manufacture of other chemical products n.e.c.				
16.2	7.8	13.9	10.4	12.3	19.0	21.7	22.1	24.4	24.0	9.1	9.6	15.4	Manufacture of pharmaceuticals, medicinal chemical and botanical products				
17.8	14.0	26.9	22.8	18.5	28.6	23.9	22.5	23.5	24.6	10.3	12.3	15.6	Manufacture of medicinal active substances to be used for their pharmacological properties in the manufacture of medicaments				
8.2	-19.3	-29.4	-29.3	-9.9	-12.7	12.5	20.5	28.1	21.0	3.2	-2.8	14.6	Other industry				
86.3	73.0	66.0	49.2	5.6	-1.4	-11.3	-11.9	-16.7	-25.8	-26.0	-30.8	-30.5	Manufacture of rubber products				
104.3	-14.3	-44.7	191.8	10.5	1.5	63.2	12.3	13.0	29.1	15.6	15.1	21.7	Manufacture of rubber tyres for vehicles				
124.8	-27.2	-64.5	-62.3	-10.7	-13.0	17.4	17.7	-5.5	-8.0	-9.3	-9.5	-12.7	Manufacture of interchangeable tyre treads and retreading rubber tyres				
22.0	-2.5	-18.5	-34.5	-27.3	-22.9	-21.5	-21.9	-25.0	-25.9	-28.5	-30.1	-14.5	Manufacture of other products of natural or synthetic rubber, unvulcanized, vulcanized or hardened				
95.6	101.4	114.3	64.1	12.2	2.1	-18.6	-14.4	-19.9	-31.3	-30.5	-35.2	-36.8	Rubber remilling and latex processing				
78.8	46.2	22.9	2.7	2.2	0.1	10.1	2.3	0.6	-10.3	-13.7	-8.0	-4.6	Manufacture of rubber gloves				
50.0	31.0	16.9	14.6	20.6	19.0	16.5	16.8	16.3	8.1	6.2	5.9	10.5	Manufacture of plastics products				
41.0	22.3	21.2	22.9	16.8	15.9	12.1	13.8	9.7	-5.2	-6.6	-6.4	-4.2	Manufacture of semi-manufactures of plastic products				
58.4	37.3	11.6	26.6	32.7	21.3	25.4	30.5	28.6	19.8	22.6	20.3	35.3	Manufacture of finished plastic products				
87.8	92.6	71.8	57.8	69.9	77.9	65.2	67.9	64.3	45.2	39.6	30.2	28.6	Manufacture of plastic articles for the packing of goods				
119.6	95.7	27.0	-13.2	53.6	92.5	68.2	47.6	81.8	67.7	68.7	70.3	68.9	Manufacture of builders' plastics ware				
39.7	22.2	11.2	1.2	4.2	2.8	-0.5	-0.8	-2.7	-5.8	-9.7	-10.6	-10.8	Manufacture of plastic tableware, kitchenware and toilet articles				
													Manufacture of diverse plastic products n.e.c.				
172.6	94.1	22.4	-33.1	-40.6	-22.3	-27.1	-17.1	-24.9	-22.5	-9.9	-9.8	-7.7	Manufacture of glass and glass products				

Kod Kumpulan Group code	Keterangan Kumpulan/Tempoh	2020	2021	2021				2022		2021		2022	
				Q1	Q2	Q3	Q4	Q1	(Jan. - Apr.)	(Jan. - Apr.)	Jan.	Feb.	Mac
239	Pembuatan pengeluaran galian bukan logam t.t.t.l.	-16.7	9.6	7.6	64.1	-14.9	6.1	10.3	30.2	11.7	3.7	2.5	17.7
23911	Pembuatan mortar refraktori dan konkrit &	-23.5	7.0	21.4	69.9	-40.0	1.3	-6.5	36.7	-6.6	15.9	10.8	41.1
23921	Pembuatan seramik bukan refraktori	-23.9	35.1	27.1	66.8	25.3	29.4	7.4	41.6	7.7	10.1	12.2	79.9
23930	Pembuatan produk porselin dan seramik lain	-12.4	5.7	15.7	80.0	-32.2	-1.1	6.0	46.2	7.3	13.3	18.2	15.8
23941	Pembuatan simen hidrolik	-34.1	12.2	-17.1	83.9	1.5	25.4	24.6	4.2	25.7	-14.3	-21.1	-15.7
23951	Pembuatan konkrit dan mortar siap bancuh dan bancuhan kering	-6.1	6.0	8.1	46.8	-13.6	-0.3	8.2	28.5	10.2	-0.7	1.8	27.6
23952	Pembuatan konkrit pratuangan, simen atau artikel batu buatan yang digunakan dalam pembinaan;												
23953	& Pembuatan komponen struktur pasang siap untuk bangunan atau kejuruteraan awam dari simen, batu atau konkrit buatan												
23959	& Pembuatan artikel konkrit, simen dan plaster lain t.t.t.l.												
23990	Pembuatan produk mineral bukan logam lain t.t.t.l. Industri lain	-20.2	27.1	27.7	78.1	12.5	11.4	15.0	47.3	16.7	36.7	14.0	33.5
		-16.3	11.6	18.3	35.9	-20.9	23.6	21.1	36.8	18.8	1.9	4.9	60.7
241													
(24101 & 24102 & 24103 & 24104 & 24109)	Pembuatan besi dan keluli asas	-12.2	9.0	-4.2	56.4	-7.2	14.5	14.4	17.3	13.0	3.2	-8.2	-7.8
242													
(24201 & 24202 & 24209)	Pembuatan logam asas berharga dan logam bukan ferus lain	-11.8	7.0	6.8	47.0	-13.6	5.2	5.7	26.9	7.2	-3.7	4.3	22.7
243	Pengacuan logam	-11.5	2.0	-20.5	44.5	-18.8	23.8	20.8	1.7	17.4	-14.6	-29.7	-16.3
251 & 252	Pembuatan produk struktur logam, tangki, takungan, penjana wap, senjata dan peluru	-18.0	10.5	-0.6	41.6	-0.8	11.9	16.5	17.2	14.5	-2.7	-1.1	2.1
25113	Pembuatan pintu, tingkap dan bingkai, penutup tingkap dan pintu pagar daripada logam	-19.6	9.5	-0.7	40.7	0.5	8.6	19.0	17.4	15.6	-2.7	0.0	1.1
25119	Pembuatan produk struktur logam lain	-12.0	18.3	3.4	49.5	1.4	26.2	12.4	21.2	14.1	-0.3	1.8	9.2
25120	Pembuatan tangki, takungan dan kontena daripada logam Industri lain	-23.5	-20.9	-23.6	4.7	-35.3	-22.0	-6.5	-9.5	-8.1	-15.5	-36.3	-19.5
259	Pembuatan lain-lain produk yang direka daripada logam; aktiviti perkhidmatan kerja logam	-13.7	4.2	0.1	29.3	-15.4	8.3	1.7	15.4	2.5	-1.2	-2.8	4.7
25910	Tempaan, tekanan, hentakan dan bentuk gelekkan logam; serbuk metalurgi	-27.1	17.2	-14.6	57.6	20.4	29.7	16.3	-0.7	16.4	-19.2	-20.8	-2.2
25920	Rawatan dan penyalutan logam; menggunakan mesin	-12.6	35.6	32.4	58.5	6.8	50.0	4.4	53.5	6.1	16.6	25.4	60.2
25991	Pembuatan fin untuk produk makanan dan minuman, tiub dan kotak boleh dilipat	-16.5	-10.9	-16.7	-8.5	-14.7	-2.9	-1.0	-14.1	-1.1	-14.5	-20.2	-15.4
25992	Pembuatan kabel, plaited bands (jalur/pita berpintal) dan artikel seumpamanya daripada logam	-12.7	0.6	7.9	38.6	-31.4	0.3	-4.9	26.7	-2.2	9.1	5.9	8.8
25993	& Pembuatan bolt, skru, nat dan produk uliran seumpamanya	-28.7	51.7	13.2	156.2	43.5	42.3	2.0	45.2	-7.9	-12.2	-17.7	84.2
25994	Pembuatan barangan rumah daripada logam	-2.1	5.5	1.5	32.9	-14.4	6.6	5.3	26.7	3.2	0.6	3.9	-0.1
25999	Pembuatan produk lain yang direka daripada logam t.t.t.l. Industri lain	-9.1	26.7	17.5	37.1	18.8	34.0	30.3	36.1	23.2	13.4	-6.7	49.7
261	Pembuatan komponen dan papan elektronik	2.2	19.2	13.8	25.6	15.9	22.7	23.1	23.0	25.6	6.2	14.4	21.5
26101	Pembuatan diod, transistor dan alatan semikonduktor yang seumpamanya	2.9	16.6	10.5	22.4	12.3	21.9	34.3	18.7	37.3	5.0	10.1	17.1
26102	Pembuatan litar elektronik bersepadu dengan pemasangan mikro												
26103	Pembuatan kapasitor dan perintang elektrik												
26104	& Pembuatan papan litar bercetak	-0.6	23.0	16.9	30.2	22.2	24.2	6.5	27.8	8.5	6.7	19.1	25.7
26105	& Pembuatan komponen paparan												
26109	Pembuatan komponen lain untuk aplikasi elektronik	32.3	22.1	45.2	31.0	4.8	18.5	28.3	54.2	28.8	30.0	44.9	62.9
262													
(26201 & 26202)	Pembuatan komputer dan kelengkapan peranti	-4.6	4.5	7.9	48.5	-27.3	2.7	11.5	25.3	8.5	4.7	1.3	18.4
263/ 26300	Pembuatan peralatan komunikasi	-2.0	-15.5	1.1	-13.1	-34.6	-12.0	-12.4	1.9	-9.4	2.1	3.1	-1.7
264/ 26400	Pembuatan peralatan elektronik pengguna	-10.4	8.3	10.0	53.1	-20.8	14.2	14.5	27.5	17.0	7.6	12.6	10.0
265	Pembuatan kelengkapan mengukur, menguji, memandu arah dan kawalan; jam tangan dan jam	9.8	8.0	14.7	-0.2	-6.5	25.0	34.9	21.2	32.5	15.5	13.0	15.3
26511	Pembuatan kelengkapan mengukur, menguji, memandu arah dan kawalan	11.4	5.0	12.8	-5.1	-8.3	21.7	37.6	18.8	34.3	15.2	10.2	12.3
26512	& Pembuatan kelengkapan kawalan proses perindustrian												
26520	Pembuatan jam tangan dan jam dan bahagiannya	-2.5	33.7	29.4	49.0	9.6	50.4	16.4	40.3	20.7	18.1	32.6	39.6
266/ 26600	Pembuatan peralatan penyinaran, perubatan elektro dan elektroterapeutik	-1.2	24.7	27.8	58.4	28.5	-9.8	-49.3	36.9	-44.1	40.2	22.2	21.4

2021													2022				Group Description/Period
Apr.	Mei	Jun	Jul.	Ogo.	Sep.	Okf.	Nov.	Dis.	Jan.	Feb.	Mac	Apr.					
324.7	72.5	-13.8	-22.4	-12.9	-9.5	1.5	8.4	7.8	9.3	10.3	11.4	16.1	Manufacture of non-metallic mineral products n.e.c. <i>Manufacture of refractory mortars and concretes</i>				
163.3	79.7	5.4	-56.9	-37.4	-26.6	2.3	5.1	-2.8	-6.9	-6.1	-6.4	-6.9	<i>Manufacture of non-refractory ceramic</i>				
112.5	75.8	26.4	19.5	22.1	33.4	35.3	36.2	18.4	7.6	7.4	7.1	8.5	<i>Manufacture of other porcelain and ceramic products</i>				
718.2	108.4	-26.0	-34.7	-31.2	-30.8	-8.9	2.1	3.2	1.3	7.3	9.4	11.5	<i>Manufacture of hydraulic cement</i>				
627.6	105.3	-11.2	-17.3	-0.2	22.4	29.9	27.9	19.4	24.6	24.2	24.9	29.6	<i>Manufacture of ready-mix and dry-mix concrete and mortars</i>				
													<i>Manufacture of precast concrete, cement or artificial stone articles for use in construction</i>				
254.2	42.7	-15.6	-18.5	-9.4	-13.1	-7.3	-0.4	6.1	9.6	6.7	8.2	16.7	<i>Manufacture of prefabricated structural components for building or civil engineering of cement, concrete or artificial stone</i>				
206.8	83.7	16.3	11.7	16.7	9.4	8.9	19.4	6.7	9.6	18.1	17.6	22.5	<i>Manufacture of other articles of concrete, cement and plaster</i>				
168.3	50.8	-30.7	-42.8	-22.4	7.4	16.3	33.3	21.7	25.2	20.3	18.2	11.5	<i>Manufacture of other non-metallic mineral products n.e.c.</i> <i>Other industry</i>				
286.1	120.7	-32.5	-36.9	-2.6	14.4	12.9	16.8	13.8	12.4	13.9	17.1	8.9	Manufacture of basic iron and steel				
219.6	82.3	-29.9	-36.0	-8.2	0.9	3.3	4.4	7.7	6.3	4.9	6.0	11.9	Manufacture of basic precious and other non-ferrous metals				
211.5	36.0	-22.8	-41.7	-8.9	-5.2	9.2	26.8	37.0	16.4	20.9	25.2	9.2	Casting of metals				
159.3	25.9	-3.8	-16.8	-0.4	15.0	14.6	12.6	8.9	18.1	17.1	14.2	8.3	Manufacture of structural metal products, tanks, reservoirs , steam generators , weapons and ammunition				
165.7	28.2	-13.3	-14.4	-3.2	19.4	12.2	10.0	4.4	20.7	18.8	17.1	5.2	<i>Manufacture of metal doors, windows and their frames, shutters and gates</i>				
148.1	25.1	23.5	-19.7	13.8	10.2	28.2	24.1	26.5	14.3	13.2	9.6	19.3	<i>Manufacture of tanks, reservoirs and containers of metal</i>				
119.2	-6.9	-32.0	-39.0	-37.6	-29.2	-28.0	-19.2	-19.1	-11.0	8.0	-13.0	-13.3	<i>Other industry</i>				
103.8	30.0	-19.0	-25.9	-18.9	-1.9	8.2	11.2	5.9	2.0	0.8	2.4	4.6	Manufacture of other fabricated metal products; metal working service activities				
88.7	74.3	18.0	24.1	8.4	29.3	38.8	48.7	9.7	11.6	20.8	17.0	16.6	<i>Forging, pressing, stamping and roll-forming of metal; powder metallurgy</i>				
190.4	30.6	11.8	-12.5	9.4	23.3	52.7	55.5	42.6	11.0	-0.9	3.5	11.3	<i>Treatment and coating of metals; machining</i>				
-4.8	-4.1	-16.0	-25.7	-15.9	-2.8	-5.5	-1.5	-1.6	-0.3	-1.2	-1.6	-1.2	<i>Manufacture of tins and cans for food products, collapsible tubes and boxes</i> <i>Manufacture of metal cable, plaited bands and similar articles</i>				
193.8	46.3	-34.5	-44.2	-34.7	-15.7	-0.9	1.9	-0.1	-4.4	-8.2	-2.2	6.6	<i>Manufacture of bolts, screws, nuts and similar threaded products</i>				
265.7	206.5	24.3	59.4	39.1	33.5	38.7	52.2	36.9	27.7	15.2	-20.6	-28.8	<i>Manufacture of metal household articles</i> <i>Manufacture of any other fabricated metal products n.e.c.</i>				
159.1	15.4	-25.8	-23.2	-19.7	-0.8	7.4	5.8	6.5	3.7	7.1	5.2	-1.2	<i>Other industry</i>				
117.2	26.8	-2.6	16.6	21.9	17.8	28.0	38.0	36.1	37.5	43.5	14.3	6.4	<i>Other industry</i>				
68.7	23.0	3.4	3.4	17.2	27.4	23.3	21.3	24.5	9.7	21.5	37.5	34.2	Manufacture of electronic components and boards				
57.3	17.6	5.1	5.9	14.5	16.6	24.3	20.7	20.9	14.8	35.5	52.8	47.1	<i>Manufacture of diodes, transistors and similar semiconductor devices</i> <i>Manufacture of electronic integrated circuits micro assemblies</i> <i>Manufacture of electrical capacitors and resistors</i>				
86.7	31.5	0.8	0.6	22.6	44.3	22.5	22.6	30.5	-0.3	2.5	16.7	15.3	<i>Manufacture of printed circuit boards</i>				
90.4	26.6	5.4	-6.2	-1.2	21.4	15.1	16.7	23.7	34.2	21.0	29.4	30.5	<i>Manufacture of display components</i> <i>Manufacture of other components for electronic applications</i>				
100.6	59.5	9.2	-18.4	-14.7	-47.8	1.6	0.9	5.6	17.3	17.1	1.2	1.5	Manufacture of computers and peripheral equipment				
5.5	-20.3	-18.6	-44.9	-34.7	-23.4	-10.9	-7.0	-17.6	-23.5	-15.6	2.3	2.8	Manufacture of communication equipment				
162.7	109.8	-9.6	-46.4	-9.1	-8.4	6.5	27.9	9.9	13.9	4.9	24.6	25.1	Manufacture of consumer electronics				
51.1	-5.5	-20.9	-25.0	-9.7	18.5	18.8	27.4	28.3	37.9	31.4	34.3	24.1	Manufacture of measuring, testing, navigating and control equipment; watches and clocks				
46.1	-10.9	-25.1	-28.3	-11.1	18.9	15.5	20.5	27.7	39.4	35.0	37.6	22.4	<i>Manufacture of measuring, testing, navigating and control equipment</i> <i>Manufacture of industrial process control equipment</i>				
91.8	54.1	20.5	7.5	4.9	15.5	41.9	79.8	33.9	25.4	10.2	13.2	34.4	<i>Manufacture of watches and clocks and parts</i>				
74.4	38.6	63.8	42.0	12.1	31.3	45.8	-34.2	-41.0	-55.6	-46.2	-45.3	-28.3	Manufacture of irradiation, electromedical and electrotherapeutic equipment				

Kod Kumpulan Group code	Keterangan Kumpulan/Tempoh	2020	2021	2021				2022	2021	2022	Jan.	Feb.	Mac
				Q1	Q2	Q3	Q4	Q1	(Jan. - Apr.)	(Jan. - Apr.)			
								Q1	Q2	Q3			
267 (26701 & 26702) & 268 (26800)	Pembuatan peralatan optikal, kelengkapan fotografi, media magnetik dan optikal	4.2	18.7	24.3	34.6	-12.6	35.9	33.7	40.7	32.5	22.3	21.5	29.9
271	Pembuatan motor elektrik, penjana, transformer dan perkakasan pengagihan dan pengawalan elektrik	-1.1	21.4	9.3	47.5	6.7	28.4	37.9	27.7	37.0	7.8	0.4	20.1
	27101 Pembuatan motor elektrik, penjana dan transformer	12.3	13.1	16.4	30.4	-1.6	13.2	25.6	31.2	26.7	16.4	9.9	22.7
	27102 Pembuatan perkakasan pengagihan dan pengawalan	-8.2	26.7	5.6	59.5	12.3	38.5	45.1	25.7	43.1	3.3	-4.4	18.6
272/ 27200	Pembuatan bateri dan akumulator	14.9	-3.7	-6.2	-13.2	-2.1	7.3	25.8	-4.1	19.7	-3.1	-17.3	2.3
273	Pembuatan pendawaian dan peranti pendawaian	-16.9	26.2	8.5	79.1	15.4	21.2	12.3	29.1	12.6	1.1	7.2	19.1
	27310 Pembuatan kabel gantian optikal	-11.2	35.4	6.4	31.6	40.2	61.7	33.9	19.0	38.2	14.8	-7.5	13.2
	27320 Pembuatan wayar dan kabel elektronik dan elektrik lain	-17.8	24.2	7.9	77.3	12.5	18.8	11.0	28.0	11.6	0.6	8.0	16.6
	27330 Pembuatan alatan pendawaian pembawa dan bukan pembawa arus untuk litar elektrik (tanpa mengira jenis bahan)	-2.8	54.9	19.7	135.2	51.0	43.6	22.1	53.3	17.4	2.8	2.4	68.4
274/ 27400	Pembuatan kelengkapan pencahayaan elektrik	47.5	-2.8	30.5	-7.1	-29.0	15.1	28.5	47.4	24.4	27.2	20.4	44.3
275/ 27500	Pembuatan perkakasan domestik	-8.1	9.5	-5.2	49.7	-4.7	13.3	7.6	7.5	9.1	-6.3	-2.6	-6.7
279/ 27900	Pembuatan kelengkapan elektrik lain	7.4	17.7	20.5	34.1	3.5	17.8	16.7	40.2	11.2	22.1	16.3	23.0
281 & 282	Pembuatan jentera kegunaan umum dan kegunaan khas	-0.3	16.2	5.7	35.1	6.8	19.1	9.3	22.4	7.9	3.7	4.3	9.3
	28120 Pembuatan alat-alat kuasa bendalir												
	& 28130 Pembuatan pam, pemampat, kepala paip dan injap lain	-20.4	25.9	-10.8	87.7	19.8	32.5	-14.7	14.4	-11.4	-45.1	1.9	15.2
	28180 Pembuatan alatan tangan yang menggunakan kuasa dilengkapkan dengan motor elektrik atau bukan motor elektrik atau pneumatik	11.2	27.7	22.4	44.3	15.7	29.6	-3.3	46.3	-2.4	18.9	21.2	27.7
	28220 Pembuatan jentera pembentukan logam dan alatan mesin												
	28192 Pembuatan mesin penyaman udara, termasuk untuk kenderaan bermotor	19.4	17.8	24.8	30.4	0.04	20.1	10.9	35.9	10.3	33.5	18.7	22.4
	28290 Pembuatan lain-lain mesin bertujuan khas t.t.t.l. Industri lain	-10.1	-11.4	-30.1	-3.0	-7.6	-3.8	28.5	-22.1	23.0	-29.2	-34.7	-25.9
		-12.1	21.7	6.0	55.8	13.1	20.6	16.6	28.1	12.8	1.5	8.3	8.0
291 (29101 & 29102)	Pembuatan kenderaan bermotor	4.8	5.8	18.0	74.3	-29.9	7.0	5.8	57.2	5.9	8.5	10.6	38.7
292/ 29200	Pembuatan kerangka (coachwork) untuk kenderaan bermotor; pembuatan treler dan semi treler	51.2	19.7	50.8	29.3	-26.0	44.1	29.7	90.1	24.4	38.7	28.1	88.9
293/ 29300	Pembuatan alat ganti dan aksesori untuk kenderaan bermotor	2.1	5.4	24.0	31.4	-22.9	1.8	2.7	42.3	4.4	7.1	15.1	55.4
301 (30110 & 30120)	Pembinaan kapal dan bot	-20.5	50.7	12.7	353.5	44.1	26.6	7.2	53.0	6.4	6.8	29.0	5.8
302, 303, 304 & 309	Pembuatan lokomotif keretapi, rolling stock, kapal angkasa dan udara, jentera berkaitan, kenderaan tempur ketenteraan, dan kelengkapan pengangkutan t.t.t.l.	-9.3	-5.9	-6.1	11.3	-25.1	-0.7	0.4	11.9	2.4	-9.7	-16.2	8.5
	30910 Pembuatan motosikal	-32.1	-13.2	-41.4	76.1	-18.3	-5.9	-11.4	-22.9	-6.8	-42.6	-50.3	-28.8
	30920 Pembuatan basikal dan invalid carriages Industri lain	26.1	3.4	71.1	10.1	-28.4	-6.5	2.3	95.6	4.4	69.1	18.3	149.3
		-6.2	-6.6	-0.4	-5.3	-26.0	4.9	5.1	11.9	5.8	-8.1	5.3	2.9
310	Pembuatan perabot	-7.3	-5.7	5.1	33.7	-39.0	-2.9	6.7	28.7	9.2	4.3	2.0	8.9
	31001 Pembuatan perabot kayu dan rotan Industri lain	-7.8	-21.9	-4.0	19.1	-54.3	-27.5	-11.9	14.9	-10.1	-4.8	-3.6	-3.6
		-6.2	26.3	26.8	58.0	-9.9	43.7	40.3	61.5	41.6	24.4	14.2	45.0
321 (32110 & 32120)	Pembuatan barang kemas, bijouterie dan artikel berkaitan	-12.1	1.9	1.8	132.8	-52.2	-6.7	-8.1	41.1	-8.3	7.3	-3.3	1.1
322, 325 & 329	Pembuatan instrumen muzik, peralatan dan bekalan perubatan dan pergigian dan pembuatan lain t.t.t.l.	3.5	7.0	2.7	14.3	-2.0	14.2	13.1	15.6	12.5	-6.9	0.8	16.4
	32901 Pembuatan alat tulis Industri lain	2.6	12.7	16.0	35.3	-4.2	7.3	-4.0	34.8	-4.5	4.0	12.9	31.9
		3.8	5.2	-1.4	7.9	-1.3	16.3	19.4	9.8	18.9	-10.1	-2.9	11.0
323/ 32300	Pembuatan barangan sukan	20.9	-26.7	2.4	-22.5	-51.8	-26.6	-1.4	5.8	-3.2	6.1	-9.7	12.0
324/ 32400	Pembuatan permainan dan mainan	-31.3	3.8	-14.2	47.8	-17.8	16.0	27.9	21.8	21.6	-30.8	-25.8	17.9
331 & 332	Pembaikan pemasangan produk logam, jentera, kelengkapan dan pemasangan jentera perindustrian dan kelengkapan	-11.3	0.04	0.6	29.8	-24.8	8.3	6.1	21.6	6.9	-1.4	-0.9	3.8
	33150 Pembaikan dan penyelenggaraan kelengkapan pengangkutan kecuali motosikal dan basikal Industri lain	4.1	6.2	68.0	13.0	-29.6	8.4	13.1	84.1	15.8	113.1	39.4	61.4
		-17.1	-2.8	-16.1	39.8	-22.0	8.3	2.6	3.8	2.5	-22.8	-11.5	-13.4
Jumlah Pembuatan		-2.1	15.5	8.5	33.9	6.4	16.5	12.8	20.2	12.9	4.1	6.4	15.3

2021													2022				Group Description/Period
Apr.	Mei	Jun	Jul.	Ogo.	Sep.	Okt.	Nov.	Dis.	Jan.	Feb.	Mac	Apr.					
128.3	18.5	7.3	-30.0	-15.3	7.6	39.4	28.1	40.1	22.9	25.0	54.7	29.2	Manufacture of optical instruments, photographic equipment, magnetic and optical media				
126.1	37.9	14.3	-8.1	10.6	17.8	20.4	25.5	40.0	30.5	41.3	42.2	34.7	Manufacture of electric motors, generators, transformers and electricity distribution and control apparatus				
96.5	21.5	1.9	-7.4	-1.2	4.3	4.1	8.2	28.1	25.7	23.2	27.6	29.4	Manufacture of electric motors, generators and transformers				
147.6	48.6	23.0	-8.6	18.9	26.5	31.4	36.8	47.9	33.3	52.0	50.6	37.8	Manufacture of electricity distribution and control apparatus				
1.9	-25.2	-13.2	-12.1	1.7	4.9	1.2	13.9	8.2	13.4	34.2	33.7	3.7	Manufacture of batteries and accumulators				
173.6	86.3	30.3	9.0	16.2	21.0	20.5	22.9	20.3	13.5	11.9	11.4	13.6	Manufacture of wiring and wiring devices				
76.7	43.2	-3.3	56.4	29.0	37.9	51.2	52.3	81.8	22.6	41.1	39.3	49.9	Manufacture of fibre optic cables				
167.9	86.7	28.4	4.9	13.6	19.2	17.5	20.3	18.7	12.5	10.5	9.9	13.2	Manufacture of other electronic and electric wires and cables				
412.4	99.4	77.8	57.3	52.9	42.3	60.5	53.4	18.8	25.4	21.3	19.8	5.6	Manufacture of current-carrying and non current-carrying wiring devices for electrical circuits regardless of material				
123.5	6.4	-46.5	-61.0	-8.0	1.3	20.5	22.4	1.9	12.3	38.8	35.6	13.5	Manufacture of electric lighting equipment				
75.0	97.8	8.5	-10.5	-2.9	-0.5	6.6	13.2	20.5	14.2	-3.7	12.3	13.4	Manufacture of domestic appliances				
150.5	22.1	0.9	-9.0	4.0	15.4	10.2	15.5	28.6	8.9	21.8	20.2	-3.5	Manufacture of other electrical equipment				
98.8	37.5	1.4	-13.2	16.7	18.9	19.0	20.7	17.6	16.6	7.3	4.4	4.5	Manufacture of general-purpose and special-purpose machinery				
214.8	88.3	27.1	-27.8	44.1	43.0	40.1	31.0	26.4	37.3	-24.5	-34.1	-3.8	Manufacture of fluid power equipment				
173.9	25.1	8.8	7.4	20.2	21.2	32.5	25.6	30.6	-1.7	-3.5	-4.8	-0.4	Manufacture of other pumps, compressors, taps and valves				
75.3	55.0	-5.8	-41.2	23.5	24.1	22.1	18.2	20.1	8.7	13.5	10.6	8.9	Manufacture of power-driven hand tools with self-contained electric or non-electric motor or pneumatic drives				
4.6	2.6	-11.5	-13.3	-5.9	-3.2	-6.0	10.4	-12.6	41.1	22.1	23.2	10.8	Manufacture of metal-forming machinery and machine tools				
173.9	50.2	9.2	4.4	14.4	20.4	15.3	22.3	24.3	29.9	13.0	8.0	3.4	Manufacture of air-conditioning machines, including for motor vehicles				
5,886.0	132.3	-43.4	-39.9	-38.1	-10.6	9.3	7.7	-2.6	9.7	6.6	1.1	6.2	Manufacture of other special-purpose machinery n.e.c.				
313.6	38.2	-43.3	-45.0	-30.5	4.0	53.9	41.2	30.2	27.4	28.2	32.6	13.6	Other industry				
149.9	33.2	-22.0	-28.6	-23.4	-15.9	1.4	3.4	-3.6	3.5	1.1	3.5	9.4	Manufacture of motor vehicles				
3,010.1	1,743.3	70.5	25.1	53.2	52.5	29.3	29.7	20.3	10.4	4.7	6.5	4.0	Manufacture of bodies (coachwork) for motor vehicles; manufacture of trailers and semi-trailers				
148.1	-8.8	-29.1	-32.3	-22.9	-20.3	-6.5	0.2	3.8	-0.9	2.7	-0.1	7.9	Manufacture of parts and accessories for motor vehicles				
530.0	63.0	-14.0	-21.4	-17.8	-15.5	-14.3	1.2	-5.5	-11.2	-10.7	-12.2	5.9	Building of ships and boats				
231.1	7.7	-57.8	-55.4	-17.9	-12.0	-11.3	-7.0	-1.0	-5.7	12.3	3.5	10.3	Manufacture of railway locomotives, rolling stock, air and spacecraft, related machinery, military fighting vehicles and transport equipment n.e.c				
74.0	-34.1	-20.9	-23.9	-27.4	-26.4	-0.1	3.5	11.2	6.8	5.0	3.6	7.7	Manufacture of motorcycles				
956.3	54.5	-45.0	-60.8	-38.6	-17.8	-9.8	1.0	0.2	8.0	5.8	6.2	18.8	Manufacture of bicycles and invalid carriages				
883.6	63.7	-54.8	-67.0	-52.1	-43.9	-37.5	-22.2	-22.4	-9.6	-14.5	-11.6	-2.3	Other industry				
1,065.6	44.4	-24.6	-48.9	-12.9	31.5	44.2	44.1	42.9	38.1	43.0	40.1	45.6	Manufacture of furniture				
1,088.1	212.0	-26.3	-70.1	-64.9	-23.4	-14.3	-1.2	-4.5	-7.9	-7.8	-8.6	-8.7	Manufacture of wooden and cane furniture				
79.5	7.4	-15.4	-8.1	-2.5	4.7	15.1	13.0	14.4	15.0	14.4	10.0	11.0	Other industry				
148.7	32.8	-10.2	-12.1	2.3	-2.6	4.9	5.3	11.6	0.3	-1.1	-10.0	-5.8	Manufacture of jewellery, bijouterie and related articles				
62.4	-0.2	-17.2	-6.8	-4.0	6.6	18.3	15.4	15.2	20.1	19.9	18.3	17.4	Manufacture of musical instruments, medical and dental instruments and supplies and other manufacturing n.e.c.				
15.7	-20.7	-48.3	-57.4	-53.4	-44.3	-42.4	-26.8	-6.3	1.2	1.3	-5.9	-7.7	Manufacture of stationery				
1,148.4	53.5	-60.6	-22.9	-36.5	6.0	16.4	17.8	13.8	48.7	48.9	-0.7	7.9	Other industry				
219.4	52.7	-36.5	-36.6	-29.3	-8.5	1.8	9.8	13.7	9.6	2.4	6.1	9.4	Manufacture of sports goods				
153.6	25.7	-43.9	-52.1	-34.2	1.9	-2.5	6.7	23.2	7.1	9.5	20.6	23.5	Manufacture of games and toys				
270.1	69.1	-32.5	-25.3	-26.7	-14.1	4.2	11.4	9.1	10.9	-0.6	-2.0	2.0	Repair of fabricated metal products, machinery and equipment and installation of industrial machinery and equipment				
72.5	37.2	6.5	0.6	6.8	11.6	15.3	18.8	15.5	13.1	11.2	13.9	13.2	Repair and maintenance of transport equipment except motorcycles and bicycles				
													Other industry				
													Total Manufacturing				

Jadual Table **1.4C** : Nilai Jualan Sektor Pembuatan Mengikut Kumpulan: Perubahan Peratusan Bulanan/Suku Tahunan
 : Sales Value of Manufacturing Sector by Group: Monthly/Quarterly Percentage Change

Kod Kumpulan Group code	Keterangan Kumpulan/Tempoh	2021				2022				
		Q1	Q2	Q3	Q4	Q1	Jan.	Feb.	Mac	Apr.
101	Pemprosesan dan pengawetan daging	-1.7	0.6	9.6	4.4	0.3	9.4	-7.5	-0.8	-0.9
102	Pemprosesan dan pengawetan ikan, krustasea dan moluska	2.5	-3.9	-10.4	6.8	-7.1	2.3	-7.0	5.0	-1.9
	10201 Pengetinan ikan, krustasea dan moluska &									
	10202 Pemprosesan dan pengawetan ikan, krustasea dan moluska	1.9	-3.5	-11.0	6.3	-7.2	1.6	-7.3	5.3	-1.4
	Industri lain	15.1	-12.7	2.4	17.3	-5.8	19.1	-2.7	-0.7	-10.9
103	Pemprosesan dan pengawetan buah-buahan dan sayur - sayuran	8.7	-12.0	-17.3	10.5	6.0	12.7	-3.7	2.3	-1.7
	10303 Pengetinan nanas &									
	10304 Pembuatan jem, marmalad dan sajian jeli	44.8	-27.4	-8.6	4.3	-7.7	6.8	31.4	-15.1	-3.6
	Industri lain	1.3	-7.4	-19.4	12.1	9.4	14.2	-12.2	8.6	-1.2
104	Pembuatan minyak dan lemak daripada sayuran dan haiwan	-23.6	47.8	0.1	4.7	-20.8	-15.6	-2.5	-2.4	44.8
	10404 Pembuatan minyak sayuran mentah dan bertapis &									
	10406 Pembuatan sebatian lemak masakan	-1.0	15.4	8.7	-11.8	-2.8	-0.9	-1.6	7.6	10.3
	10405 Pembuatan minyak kelapa	-2.9	-29.2	-4.9	38.3	15.7	-2.3	-5.7	-1.6	-21.6
	Industri lain	-26.3	53.5	-0.8	6.4	-22.8	-17.4	-2.6	-3.8	51.0
105	Pembuatan produk tenusu	1.7	4.4	-0.4	5.3	3.9	7.3	-1.5	2.5	3.4
	10502 Pembuatan susu pekat, tepung dan sejat	1.4	5.4	0.0	5.3	4.1	7.5	-1.9	2.7	4.0
	Industri lain	5.0	-6.0	-5.4	4.5	2.0	5.2	2.5	-0.1	-4.1
106	Pembuatan produk bijian, kanji dan produk berkanji	13.4	10.2	-4.2	8.4	8.8	11.2	2.2	7.4	6.9
	10611 Pengilangan beras	10.2	33.2	-4.4	8.0	9.9	13.7	6.2	2.5	29.3
	10613 Pengilangan tepung	16.2	-4.0	-4.3	8.3	9.1	10.0	-1.0	12.2	-7.1
	Industri lain	7.0	-10.7	0.9	15.0	-10.4	6.1	10.2	-7.8	-3.9
107	Pembuatan produk makanan lain	9.6	-1.8	-1.8	5.6	2.5	4.9	5.4	-0.2	-0.8
	10711 Pembuatan biskut dan cookies	-7.3	-7.5	-10.8	44.6	17.9	-13.8	-4.7	9.8	18.4
	10712 Pembuatan roti, kek dan produk bakeri lain	14.9	-0.4	-2.2	-8.6	0.7	7.9	28.1	-22.9	3.4
	10713 Pembuatan produk snek	-0.6	-1.8	-8.6	24.8	5.5	-1.0	-2.7	6.4	4.7
	10721 Pembuatan gula	15.2	-6.1	2.5	11.3	-7.7	2.1	13.8	-0.1	-3.2
	10731 Pembuatan produk koko	-1.6	-10.3	-4.7	7.7	1.3	3.6	3.0	-13.8	2.6
	10732 Pembuatan coklat dan produk coklat &									
	10733 Pembuatan konfeksi gula	10.2	3.3	-4.1	3.3	6.3	6.0	-7.7	19.9	-0.4
	10793 Pembuatan sos dan bahan perasa	8.4	-2.4	-6.6	25.8	-5.2	8.9	-4.1	-3.0	2.6
	10799 Pembuatan produk makanan lain t.t.t.l.	10.6	-0.9	9.4	4.8	10.6	3.5	2.8	8.0	-6.6
	Industri lain	11.3	-4.1	0.1	8.2	-2.1	10.0	-3.2	13.0	-11.2
108/ 10800	Pembuatan makanan haiwan tersedia	5.3	35.7	4.4	-1.4	1.7	-3.7	1.3	25.9	14.9
110	Pembuatan minuman ringan	16.2	-22.7	-2.1	32.6	5.9	8.8	0.1	7.0	-4.3
	11041 Pembuatan minuman ringan	19.2	-13.7	17.4	7.7	0.8	9.8	0.2	4.0	0.6
	11042 Pengeluaran air mineral semulajadi dan minuman lain yang dibotolkan	13.7	-7.3	8.5	-0.7	3.4	3.8	13.1	8.2	0.8
	Industri lain	12.7	-40.5	-48.0	183.8	16.0	8.8	-3.5	11.0	-12.8
120/ 12000	Pembuatan produk tembakau	-2.4	-38.9	-55.2	316.2	-8.1	-9.9	-5.8	16.9	-19.2
131	Pemintalan, penenunan dan penyiapan tekstil	0.6	4.7	-18.4	20.6	4.5	-1.4	-1.1	5.3	-0.1
	13110 Penyediaan dan pemintalan gentian tekstil &									
	13120 Penenunan tekstil	3.1	10.0	-27.9	23.8	10.0	-1.4	-0.2	4.1	4.6
	13132 Pewarnaan, pelunturan, percetakan dan penyiapan akhir benang dan fabrik	-5.4	-11.0	14.1	14.9	-8.4	-0.8	-2.8	8.9	-13.9
	Industri lain	-24.8	-4.3	67.1	-11.5	-22.6	-9.1	-25.0	9.6	-0.2
139	Pembuatan tekstil lain	3.7	1.1	15.7	7.9	-2.0	-0.1	-5.1	11.7	-4.8
	13910 Pembuatan fabrik dikait dan dikrusye	0.4	-3.0	7.1	9.7	-4.5	-4.2	-4.4	13.7	-12.7
	Industri lain	7.6	5.6	24.2	6.4	0.2	4.6	-5.9	9.6	4.1
141	Pembuatan pakaian, kecuali pakaian berbulu	-4.3	-14.3	3.4	17.9	-1.2	-5.3	-3.0	-4.4	-5.5
	14102 Pembuatan pakaian	-4.5	-12.4	5.9	13.8	-3.0	-5.9	-3.1	-3.9	-4.8
	Industri lain	-3.2	-27.1	-17.9	62.6	12.1	-1.0	-2.7	-8.2	-10.8
142 & 143	Pembuatan artikel daripada kulit bulu dan pakaian yang dikait dan dikrusye	-1.0	-7.5	-25.3	43.3	-7.0	-5.3	0.3	-1.6	12.1
151 (15110 & 15120)	Penyamakan dan pembersihan kulit, pembuatan bagasi, beg tangan, pelana dan abah-abah pembersihan dan pewarnaan bulu	4.5	-28.0	-8.7	74.2	2.0	3.7	-4.5	5.9	-14.7
152	Pembuatan kasut	7.5	-31.7	-17.9	40.0	4.2	-0.1	-7.1	0.1	-18.9
	15201 Pembuatan kasut kulit &									
	15203 Pembuatan kasut getah	7.3	-36.8	-19.2	56.7	0.9	3.3	-8.6	9.4	-25.3
	Industri lain	7.9	-23.7	-16.2	19.1	9.5	-4.7	-4.8	-13.0	-7.5
161/ 16100	Pengilangan dan pengetaman kayu	1.3	-35.9	8.9	44.6	9.0	-5.0	-6.9	15.3	-19.9

2021			2022											Group Description/Period
Mei	Jun	Jul.	Ogo.	Sep.	Okt.	Nov.	Dis.	Jan.	Feb.	Mac	Apr.			
6.4	1.8	-2.3	14.0	-1.7	-2.8	7.7	-2.9	4.8	-5.5	-3.6	7.3	Processing and preserving of meat		
-7.2	6.3	-12.3	2.0	-2.0	7.0	1.4	-1.3	-1.8	-10.6	7.0	0.4	Processing and preserving of fish, crustaceans and molluscs		
												<i>Canning of fish, crustaceans and molluscs</i>		
												<i>Processing, curing and preserving of fish, crustacean and molluscs</i>		
												<i>Other industry</i>		
-14.6	-3.3	-8.9	-3.5	1.5	6.5	6.4	-0.8	13.9	-11.1	-2.9	4.3	Processing and preserving of fruits and vegetable		
												<i>Pineapple canning</i>		
												<i>Manufacture of jams, marmalades and table jellies</i>		
												<i>Other industry</i>		
0.6	12.6	-12.9	-0.2	18.9	-3.3	-2.5	-4.5	-13.1	-7.4	-0.9	38.3	Manufacture of vegetable and animal oils and fats		
												<i>Manufacture of crude and refined vegetable oil</i>		
												<i>Manufacture of compound cooking fats</i>		
												<i>Manufacture of coconut oil</i>		
												<i>Other industry</i>		
-2.7	5.3	-9.5	11.1	-0.5	2.5	1.7	-4.6	8.0	-2.6	1.6	3.1	Manufacture of dairy products		
												<i>Manufacture of condensed, powdered and evaporated milk</i>		
												<i>Other industry</i>		
-7.0	7.5	-9.8	0.5	10.4	5.4	-5.4	-0.6	9.3	-0.6	6.6	12.7	Manufacture of grain mill products, starches and starch products		
												<i>Rice milling</i>		
												<i>Flour milling</i>		
												<i>Other industry</i>		
-7.4	7.6	-5.2	-0.2	4.1	4.7	-2.8	0.6	5.2	-6.0	6.1	3.5	Manufacture of other food products		
												<i>Manufacture of biscuits and cookies</i>		
												<i>Manufacture of bread, cakes and other bakery products</i>		
												<i>Manufacture of snack products</i>		
												<i>Manufacture of sugar</i>		
												<i>Manufacture of cocoa products</i>		
												<i>Manufacture of chocolate and chocolate products</i>		
												<i>Manufacture of sugar confectionery</i>		
												<i>Manufacture of sauces and condiments</i>		
												<i>Manufacture of other food products n.e.c.</i>		
												<i>Other industry</i>		
1.8	0.8	4.5	-1.6	-0.4	-2.3	2.0	1.3	6.2	-7.4	-2.4	24.2	Manufacture of prepared animal feeds		
-18.2	-39.2	15.7	36.8	14.9	17.5	-8.7	0.2	6.7	0.3	6.1	3.9	Manufacture of beverages		
												<i>Manufacture of soft drinks</i>		
												<i>Production of natural mineral waters and other bottled waters</i>		
												<i>Other industry</i>		
-16.5	-69.5	6.8	-30.5	151.9	191.0	-16.1	16.4	-14.9	1.0	9.4	-9.0	Manufacture of tobacco products		
-2.4	10.0	-19.4	-6.3	0.3	12.1	13.1	2.7	-0.3	-3.2	3.6	-3.3	Spinning, weaving and finishing of textiles		
												<i>Preparation and spinning of textile fibres</i>		
												<i>Weaving of textiles</i>		
												<i>Dyeing, bleaching, printing and finishing of yarns and fabrics</i>		
												<i>Other industry</i>		
-2.3	6.0	9.9	2.3	1.5	5.2	-0.6	3.8	0.3	-7.8	2.3	-1.4	Manufacture of other textiles		
												<i>Manufacture of knitted and crocheted fabrics</i>		
												<i>Other industry</i>		
-6.5	-3.7	5.6	3.5	1.2	14.1	0.4	3.4	-3.1	-1.4	1.7	-4.1	Manufacture of wearing apparel, except fur apparel		
												<i>Manufacture of clothings</i>		
												<i>Other industry</i>		
1.3	-52.0	24.9	-5.8	19.9	23.1	5.4	5.5	-2.2	-14.0	-1.6	-7.4	Manufacture of articles of fur, knitted and crocheted apparel		
												<i>Tanning and dressing of leather; manufacture of luggage, handbags, saddlery and harness; dressing and dyeing of fur</i>		
-5.0	-44.6	-3.6	47.8	33.9	24.5	7.9	-0.8	1.3	-0.7	-2.5	-18.1			
-13.3	-16.7	-8.9	11.3	0.4	30.8	2.3	4.4	1.9	-8.4	13.7	-12.8	Manufacture of footwear		
												<i>Manufacture of leather footwear</i>		
												<i>Manufacture of rubber footwear</i>		
												<i>Other industry</i>		
-25.9	-33.1	12.5	72.8	-5.1	19.6	7.0	7.6	8.8	-18.7	21.7	-18.4	Sawmilling and planing of wood		

Kod Kumpulan Group code	Keterangan Kumpulan/Tempoh	2021				2022				
		Q1	Q2	Q3	Q4	Q1	Jan.	Feb.	Mac	Apr.
162	Pembuatan produk daripada kayu, gabus, jerami dan bahan jalinan lain	5.9	-40.7	14.6	57.9	6.8	2.3	-4.4	9.3	-22.6
16211	Pembuatan kepingan venier dan papan lapis	8.3	-42.8	17.2	62.5	4.3	0.5	-3.9	12.7	-27.2
16212	Pembuatan papan partikel dan papan gentian	3.4	-35.0	21.9	44.2	5.5	3.2	-7.5	9.1	-16.2
16221	Pertukangan kayu untuk jurubina	6.0	-48.0	7.0	76.5	7.3	2.9	0.9	2.7	-23.8
	Industri lain	2.6	-38.2	-8.5	63.7	22.7	7.1	-4.5	2.5	-16.8
170	Pembuatan kertas dan produk kertas	7.6	3.3	1.4	4.2	0.9	2.9	0.9	15.4	-2.1
17010	Pembuatan pulpa, kertas dan kertas tebal	5.4	5.5	3.5	5.9	7.2	-0.1	-0.1	14.3	-1.9
17020	Pembuatan kertas gelugur dan kertas tebal dan bekas daripada kertas dan kertas tebal	7.7	-0.6	1.7	6.3	-9.7	2.8	-0.4	18.3	-0.2
17091	Pembuatan sampul surat dan kad surat	-1.1	-3.9	0.2	2.0	-3.7	-5.5	-3.3	12.9	-10.5
17092	Pembuatan kertas kegunaan rumah dan pembersih peribadi	12.1	5.8	0.4	5.3	12.0	-1.2	4.5	13.3	-0.7
17093	Pembuatan kertas bergam atau pelekat yang berjalur atau bergulung dan label dan kertas dinding	19.8	15.4	1.8	-9.0	8.1	8.8	6.3	22.9	-12.9
	Industri lain	5.8	-2.4	-3.3	6.4	3.1	18.1	-4.3	-0.6	1.3
181 & 182	Percetakan, aktiviti perkhidmatan berkaitan percetakan dan penerbitan semula media rakaman	-0.3	-18.5	0.9	26.2	3.8	2.4	-3.9	-2.5	-0.2
18110	Percetakan	-5.4	-16.2	9.2	22.0	3.8	-2.5	-4.3	-0.5	0.4
18120	Aktiviti perkhidmatan berkaitan percetakan &	21.3	-26.0	-29.7	50.2	4.0	22.1	-2.7	-8.9	-2.3
18200	Penerbitan semula media rakaman									
192 (19201 & 19202)	Pembuatan produk petroleum bertapis	6.2	32.0	8.7	3.4	-8.2	3.7	-10.4	5.3	30.9
201	Pembuatan kimia asas, baja dan sebatian nitrogen, plastik dan getah sintetik dalam bentuk primer	15.5	-15.0	12.0	2.2	5.7	3.0	-1.2	4.2	-22.8
20111	Pembuatan gas perindustrian atau perubatan bukan organik dalam bentuk cecair atau mampat	74.4	-2.4	-26.4	-38.1	-2.7	3.8	-3.4	-33.5	23.2
20112	Pembuatan kimia organik asas &	14.6	-19.9	20.9	-3.1	9.5	0.3	-0.9	3.8	-30.5
20113	Pembuatan sebatian bukan organik &	22.5	-1.3	-13.0	46.2	9.8	1.8	8.0	5.6	-0.5
20121	Pembuatan baja &	10.3	-13.0	7.5	9.5	-5.6	6.2	-3.5	10.0	-21.7
20129	Pembuatan produk campuran nitrogen	21.8	-0.1	23.8	-10.8	42.2	15.8	2.1	4.2	0.5
20131	Pembuatan plastik dalam bentuk primer									
	Industri lain									
202 & 203	Pembuatan produk kimia lain dan serat buatan manusia	6.3	-4.5	6.6	17.0	9.1	3.5	-2.4	12.6	-7.46
20210	Pembuatan racun perosak dan produk agrokimia lain	13.7	-6.5	4.6	23.7	33.1	3.2	-3.8	9.0	-3.9
20221	Pembuatan cat, varnis dan penyadur dan mastik	15.3	5.5	0.9	42.4	5.0	4.6	-1.5	30.1	-0.4
20222	Pembuatan dakwat cetak	7.6	3.1	-6.2	6.3	17.1	5.0	-2.4	5.7	6.4
20231	Pembuatan sabun dan bahan pencuci, penyediaan & membersihkan dan mengilat	2.8	-12.7	18.5	4.6	8.4	3.5	-4.4	10.4	-17.8
20232	Pembuatan pewangi dan penyediaan dandanan diri									
20291	Pembuatan plat fotografi, filem, sensitized paper dan other & sensitized unexposed materials									
20292	Pembuatan dakwat menulis dan melukis &	0.1	-2.0	-3.3	13.0	4.0	2.0	0.0	1.8	-1.4
20299	Pembuatan produk kimia lain t.t.t.l. & Industri lain	12.1	3.9	14.1	-20.5	7.5	8.7	3.5	8.8	-5.8
210	Pembuatan produk farmaseutikal, kimia perubatan dan botani	8.1	6.8	6.4	-0.1	0.4	5.6	6.1	8.0	-4.5
21001	Pembuatan bahan aktif ubat-ubatan untuk digunakan oleh bidang farmakologi dalam pembuatan ubat-ubatan & Industri lain	10.2	10.3	3.9	-2.4	3.3	8.3	4.6	7.6	-1.7
		-1.1	-10.3	21.3	11.5	-12.4	-6.3	13.5	9.8	-17.5
221	Pembuatan produk getah	20.1	18.1	-26.3	-17.0	-0.3	10.1	-7.6	47.5	0.2
22111	Pembuatan tayar getah untuk kenderaan	-8.4	-13.7	118.9	-25.0	-15.6	-13.2	6.8	7.3	-2.6
22112	Pembuatan bunga tayar yang boleh ditukar ganti dan tayar celup	5.7	-10.7	-8.0	26.6	-12.4	7.5	-8.7	10.7	0.9
22191	Pembuatan produk lain daripada getah asli atau sintetik, & tidak divulkan, divulkan atau dikeraskan	-1.8	-6.8	-21.2	7.1	-8.8	-6.6	-1.8	13.7	-11.8
22193	Pengilangan semula getah dan prosesan susu getah									
22192	Pembuatan sarung tangan getah	27.7	25.5	-34.3	-21.8	4.3	15.3	-9.9	60.9	1.6
22199	Pembuatan produk getah lain yang t.t.t.l.	8.9	-0.2	-9.8	6.4	-6.6	7.4	-2.2	8.6	-0.1
222	Pembuatan produk plastik	6.7	9.5	-1.3	1.0	-2.3	3.4	-2.6	11.9	5.9
22201	Pembuatan produk plastik separa siap &	10.6	12.4	-4.6	-5.7	-7.1	7.8	-3.3	10.8	7.2
22202	Pembuatan produk plastik siap									
22203	Pembuatan artikel plastik untuk pembungkusan barangan	8.1	5.9	8.2	3.5	1.9	9.1	-5.8	9.1	5.3
22204	Pembuatan barangan plastik jurubina	17.2	26.6	14.1	-2.1	-2.7	9.6	-9.6	40.3	4.9
22205	Pembuatan pinggan mangkuk, peralatan dapur dan barangan tandas daripada plastik	10.4	19.4	6.9	17.5	12.6	15.2	-13.5	27.3	9.2
22209	Pembuatan pelbagai produk plastik t.t.t.l.	0.9	6.4	-9.4	1.3	-6.7	-7.4	3.9	10.3	4.5
231 (23101 & 23102 & 23109)	Pembuatan kaca dan produk kaca	6.8	-23.8	-33.9	43.0	19.0	-0.2	-6.3	1.5	-11.6

2021				2022								Group Description/Period
Mei	Jun	Jul.	Ogo.	Sep.	Okt.	Nov.	Dis.	Jan.	Feb.	Mac	Apr.	
-35.4	-14.0	-4.6	72.3	18.6	12.9	11.5	3.2	2.7	-8.3	12.9	-23.3	Manufacture of products of wood, cork, straw and plaiting materials
-37.7	-6.1	-13.4	85.1	21.7	11.3	14.0	2.3	-2.7	-3.9	12.2	-26.2	Manufacture of veneer sheets and plywood
-33.0	-12.5	6.4	51.1	25.7	3.8	8.8	4.6	2.0	-12.5	20.8	-22.8	Manufacture of particle board and fibreboard
-37.2	-40.0	18.8	93.8	-4.1	46.4	3.4	4.1	11.8	-11.0	-0.9	-20.6	Manufacture of builders' carpentry
-30.6	-23.2	-14.8	69.5	5.6	22.2	16.8	2.0	22.0	-12.2	9.3	-13.8	Other industry
-6.4	0.2	-1.7	7.1	1.7	2.3	0.01	-4.6	3.6	-5.1	12.4	2.8	Manufacture of paper and paper products
-0.8	-2.4	-0.5	9.6	-0.8	11.5	-9.9	-2.4	14.6	-6.8	10.1	3.0	Manufacture of pulp, paper and paperboard
-9.8	-13.3	10.3	7.5	1.5	5.8	0.6	-9.6	-4.2	-4.8	12.4	8.1	Manufacture of corrugated paper and paperboard and of containers of paper and paperboard
3.7	-6.3	-1.8	4.2	7.3	-2.0	-3.5	1.2	-6.2	0.1	9.1	-11.0	Manufacture of envelopes and letter-card
-8.8	9.0	-8.7	6.8	7.5	-8.0	10.2	0.1	8.9	-7.3	14.4	-1.5	Manufacture of household and personal hygiene paper
-3.1	49.3	-22.1	7.5	-6.1	-7.1	0.4	-1.6	-2.8	6.8	21.9	-2.7	Manufacture of gummed or adhesive paper in strips or rolls and labels and wall paper
-0.2	-5.1	-1.2	-1.0	6.2	1.9	0.7	0.2	11.0	-11.0	-0.3	0.3	Other industry
-12.0	-26.4	16.6	16.7	3.8	1.2	23.1	1.2	-0.1	-4.7	-0.6	0.1	Printing, service activities related to printing and reproduction of recorded media
-13.4	-20.8	19.1	18.9	3.2	-0.5	19.4	2.1	-1.1	-3.8	1.4	-3.2	Printing
-7.1	-44.7	5.1	5.0	7.8	11.0	42.3	-2.9	4.7	-8.9	-9.5	16.8	Service activities related to printing
												Reproduction of recorded media
2.6	-1.6	11.9	-2.3	-3.3	0.8	12.4	-6.5	4.9	-22.8	13.2	19.0	Manufacture of refined petroleum products
2.4	17.4	1.8	3.1	-10.6	1.7	4.9	11.5	-3.4	-1.9	5.3	-15.8	Manufacture of basic chemicals, fertilizer and nitrogen compounds, plastics and synthetic rubber in primary forms
2.2	16.9	-1.2	-33.2	-49.1	2.8	8.1	36.2	-7.0	-18.7	-12.7	66.5	Manufacture of liquefied or compressed inorganic industrial or medical gases
9.5	17.6	6.2	7.6	-15.0	-3.4	6.6	14.0	-1.8	-0.9	3.1	-21.8	Manufacture of basic organic chemicals
-8.8	-2.6	-11.1	3.5	1.3	39.1	-1.1	11.4	4.7	-6.0	6.7	-11.1	Manufacture of inorganic compounds
-3.1	24.1	-3.7	-2.1	-1.7	7.3	2.7	6.5	-12.8	-1.0	10.7	-14.2	Manufacture of fertilizers
-7.2	2.9	12.9	19.5	-6.7	-21.7	12.5	11.6	29.9	-3.8	2.3	2.6	Manufacture of associated nitrogen products
-6.0	1.0	-6.7	15.6	14.2	-0.1	1.1	6.1	4.4	-2.5	5.6	-2.9	Manufacture of other chemical products and man-made fibres
-14.8	10.7	-1.1	4.8	3.5	9.7	4.1	16.8	19.2	-4.9	9.4	-7.1	Manufacture of pesticides and other agrochemical products
-7.6	-16.0	-24.0	56.0	32.0	5.7	-2.2	7.1	4.5	-5.2	0.8	-4.2	Manufacture of plastics in primary forms
-11.9	7.1	-2.4	-1.2	-10.1	6.3	10.5	2.5	15.1	-4.8	0.6	3.8	Manufacture of paints, varnishes and similar coatings ink and mastics
-4.7	13.3	-3.8	14.1	15.4	-11.1	1.2	6.7	0.1	-0.3	10.6	-3.4	Manufacture of printing ink
-1.8	-1.8	-0.3	-1.3	-1.0	11.6	4.2	-1.2	2.8	-0.6	2.9	2.6	Manufacture of soap and detergents, cleaning and polishing preparations
2.2	5.2	22.7	-20.3	10.5	-18.2	-8.0	12.4	0.2	2.8	1.1	-11.9	Manufacture of perfumes and toilet preparations
-3.8	21.3	-9.2	4.4	5.0	-2.5	-1.4	-3.5	5.3	-6.7	8.5	0.6	Manufacture of pharmaceuticals, medicinal chemical and botanical products
-2.1	20.9	-10.0	1.4	5.7	-4.0	-1.5	-4.5	9.2	-7.4	9.5	1.2	Manufacture of medicinal active substances to be used for their pharmacological properties in the manufacture of medicaments
-12.9	24.0	-3.8	21.3	1.5	4.6	-1.2	0.6	-11.5	-3.2	3.5	-2.8	Other industry
-7.9	0.1	-6.4	-28.5	-0.5	-1.4	-4.5	-4.2	-2.0	-7.8	38.1	0.5	Manufacture of rubber products
-18.6	-17.5	365.6	-61.8	-6.5	56.1	-32.9	-0.3	-0.8	-4.4	6.8	3.0	Manufacture of rubber tyres for vehicles
-6.5	-33.3	3.3	29.2	5.2	16.6	7.2	-21.3	4.7	-10.0	10.5	-2.6	Manufacture of interchangeable tyre treads and retreading rubber tyres
-7.5	8.8	-20.9	-7.1	4.9	8.7	-3.2	0.01	-7.8	-5.2	11.0	8.02	Manufacture of other products of natural or synthetic rubber, unvulcanized, vulcanized or hardened
-7.3	-0.2	-17.5	-27.1	-0.9	-9.8	-0.3	-5.1	-1.0	-8.9	50.0	-0.9	Rubber remilling and latex processing
-9.8	6.1	-10.9	0.4	1.7	8.9	-3.6	-3.4	-4.2	-5.9	15.8	3.6	Manufacture of rubber gloves
-5.2	1.3	-2.5	4.7	-2.6	0.3	0.9	1.0	-3.9	-4.4	11.6	10.5	Manufacture of other rubber products n.e.c.
-3.4	4.4	-3.6	-4.0	-0.2	-3.2	-1.6	-0.2	-6.9	-4.6	11.0	9.7	Manufacture of plastics products
-5.1	0.7	8.7	6.0	-8.9	5.7	3.9	-1.2	1.6	-3.6	7.1	18.5	Manufacture of semi-manufactures of plastic products
-4.6	11.7	-1.8	8.7	10.8	-11.2	0.6	0.1	-3.1	-13.1	30.8	3.6	Manufacture of finished plastic products
-7.8	10.9	-20.7	39.5	6.6	4.3	-10.3	16.3	6.3	-13.0	28.5	8.3	Manufacture of plastic articles for the packing of goods
-6.4	-4.2	-6.7	5.0	-2.8	-1.0	3.9	-0.1	-10.4	-0.4	9.2	4.2	Manufacture of builders' plastics ware
-6.3	-27.2	-18.5	-7.9	29.8	6.0	24.5	2.0	3.0	9.0	1.6	-9.6	Manufacture of plastic tableware, kitchenware and toilet articles
												Manufacture of diverse plastic products n.e.c.

Kod Kumpulan Group code	Keterangan Kumpulan/Temphoh	2021				2022				
		Q1	Q2	Q3	Q4	Q1	Jan.	Feb.	Mac	Apr.
239	Pembuatan pengeluaran galian bukan logam t.t.t.l.	5.9	-20.0	-7.0	34.5	10.2	3.2	-6.0	5.0	-10.4
23911	Pembuatan mortar refraktori dan konkrit &	20.3	-30.6	-39.8	101.5	11.1	8.5	-7.2	5.7	-22.2
23921	Pembuatan seramik bukan refraktori									
23930	Pembuatan produk porselin dan seramik lain	16.9	-3.2	-3.0	17.8	-3.0	6.8	0.3	-2.1	4.2
23941	Pembuatan simen hidrolik	1.2	-18.9	-21.6	53.8	8.4	-1.1	-2.4	4.0	-5.5
23951	Pembuatan konkrit dan mortar siap bancuh dan bancuhan kering	5.1	-17.9	5.9	37.1	4.4	-1.5	-6.3	6.3	-11.8
23952	Pembuatan konkrit pratuangan, simen atau artikel batu buatan yang digunakan dalam pembinaan;									
23953	& Pembuatan komponen struktur pasang siap untuk bangunan atau kejuruteraan awam dari simen, batu atau konkrit buatan	2.5	-21.2	-0.9	24.4	11.3	3.3	-8.0	4.0	-11.0
23959	Pembuatan artikel konkrit, simen dan plaster lain t.t.t.l.									
23990	Pembuatan produk mineral bukan logam lain t.t.t.l.	19.4	-16.6	3.9	7.8	23.2	18.5	-8.3	9.6	-14.0
	Industri lain	22.1	-25.9	-5.3	44.2	19.7	9.9	-0.6	9.8	-9.8
241 (24101 & 24102 & 24103 & 24104 & 24109)	Pembuatan besi dan keluli asas	-4.0	-20.7	15.6	30.1	-4.0	4.6	-13.0	2.6	0.2
242 (24201 & 24202 & 24209)	Pembuatan logam asas berharga dan logam bukan ferus lain	0.2	-23.8	2.4	34.6	0.7	-1.8	2.3	0.0	-6.8
243	Pengacuan logam	-0.9	3.0	-9.9	34.7	-3.3	5.4	-7.5	7.7	21.8
251 & 252	Pembuatan produk struktur logam, tangki, takungan, penjana wap, senjata dan peluru	5.1	-13.0	-5.7	29.8	9.4	2.8	-11.9	3.5	0.5
25113	Pembuatan pintu, tingkap dan bingkai, penutup tingkap & dan pintu pagar daripada logam	6.4	-17.4	-0.8	24.6	16.6	3.4	-13.4	3.6	0.2
25119	Pembuatan produk struktur logam lain									
25120	Pembuatan tangki, takungan dan kontena daripada logam	3.9	0.1	-16.3	45.0	-7.4	2.1	-4.9	0.7	2.6
	Industri lain	-13.2	-15.0	-15.5	25.1	4.1	-4.4	-28.4	29.1	-10.3
259	Pembuatan lain-lain produk yang direka daripada logam; aktiviti perkhidmatan kerja logam	7.2	-11.6	-16.6	37.0	0.7	3.3	-5.2	1.3	6.8
25910	Tempaan, tekanan, hentakan dan bentuk gelekkan logam; serbuk metalurgi	18.3	-4.4	-11.0	28.7	6.1	-1.1	-10.3	10.6	0.5
25920	Rawatan dan penyalutan logam; menggunakan mesin	40.1	-15.9	-11.9	44.5	-2.5	23.4	5.1	6.4	-4.0
25991	Pembuatan tin untuk produk makanan dan minuman, tiub dan kotak boleh dilipat	-3.9	-10.9	-3.1	17.1	-2.1	-1.0	-8.7	-0.9	-1.1
25992	Pembuatan kabel, plaited bands (jalur/pita berpintal) dan artikel seumpamanya daripada logam	8.3	-22.5	-23.6	56.3	2.7	6.3	-4.3	-2.5	-4.8
25993	& Pembuatan bolt, skru, nat dan produk uliran seumpamanya									
25994	Pembuatan barangan rumah daripada logam	54.9	11.3	-17.6	0.1	11.0	14.9	1.8	71.0	1.2
25999	Pembuatan produk lain yang direka daripada logam t.t.t.l.	-2.7	5.6	-22.4	33.6	-3.8	-4.1	-3.3	-2.3	49.8
	Industri lain	11.6	11.4	-6.8	15.6	8.5	18.1	-23.9	42.4	11.3
261	Pembuatan komponen dan papan elektronik	4.2	-7.9	20.8	5.9	4.5	-0.4	0.6	2.8	-11.8
26101	Pembuatan diod, transistor dan alatan semikonduktor & yang seumpamanya	0.8	-7.1	16.4	11.8	11.0	-1.0	-5.4	4.2	-10.0
26102	Pembuatan litar elektronik bersepadu dengan pemasangan mikro									
26103	Pembuatan kapasitor dan perintang elektrik &									
26104	Pembuatan papan litar bercetak	10.8	-10.0	28.2	-2.8	-5.0	1.5	10.2	0.4	-14.4
26105	& Pembuatan komponen paparan									
26109	Pembuatan komponen lain untuk aplikasi elektronik	-9.9	3.8	10.8	14.3	-2.5	-12.0	-1.0	10.5	-8.6
262 (26201 & 26202)	Pembuatan komputer dan kelengkapan peranti	-2.0	12.4	-29.7	32.7	6.4	-7.7	8.6	6.2	20.1
263/ 26300	Pembuatan peralatan komunikasi	-3.5	-19.8	-4.9	19.6	-4.0	-4.5	-10.6	5.8	-26.4
264/ 26400	Pembuatan peralatan elektronik pengguna	-4.1	-9.9	2.5	28.9	-3.9	-2.4	-0.4	0.3	-7.6
265	Pembuatan kelengkapan mengukur, menguji, memandu arah dan kawalan; jam tangan dan jam	-6.7	-13.1	24.8	23.6	0.7	-3.4	-28.3	13.1	-11.1
26511	Pembuatan kelengkapan mengukur, menguji, memandu arah dan kawalan	-7.8	-14.2	27.3	20.9	4.2	-3.5	-31.1	14.4	-11.7
26512	Pembuatan kelengkapan kawalan proses perindustrian									
26520	Pembuatan jam tangan dan jam dan bahagiannya	1.8	-5.2	8.5	43.7	-21.2	-2.4	-5.0	4.9	-7.1
266/ 26600	Pembuatan peralatan penyinaran, perubatan elektro dan elektroterapeutik	18.4	9.9	2.3	-32.2	-33.5	20.3	-16.0	9.4	-1.5

2021				2022								Group Description/Period
Mei	Jun	Jul.	Ogo.	Sep.	Okt.	Nov.	Dis.	Jan.	Feb.	Mac	Apr.	
-8.1	-20.7	2.1	12.8	5.0	13.5	13.3	4.2	4.7	-5.1	6.1	-6.6	Manufacture of non-metallic mineral products n.e.c. <i>Manufacture of refractory mortars and concretes</i>
-2.2	-31.8	-44.5	49.4	21.1	40.9	15.6	7.7	3.9	-6.5	5.3	-22.6	<i>Manufacture of non-refractory ceramic</i>
-0.5	-16.6	-5.8	19.5	9.8	3.4	2.3	-0.2	-2.9	0.1	-2.4	5.5	<i>Manufacture of other porcelain and ceramic products</i>
-9.9	-30.0	0.6	5.6	1.6	32.7	17.3	2.8	-2.9	3.3	6.0	-3.7	<i>Manufacture of hydraulic cement</i>
-4.9	-16.9	0.6	20.7	19.6	6.0	13.7	-0.3	2.8	-6.6	6.9	-8.4	<i>Manufacture of ready-mix and dry-mix concrete and mortars</i>
												<i>Manufacture of precast concrete, cement or artificial stone articles for use in construction</i>
-9.3	-16.5	8.7	11.1	-1.4	7.2	14.9	8.7	6.6	-10.5	5.4	-4.0	<i>Manufacture of prefabricated structural components for building or civil engineering of cement, concrete or artificial stone</i>
												<i>Manufacture of other articles of concrete, cement and plaster n.e.c.</i>
-2.8	-12.9	11.7	4.5	0.8	6.1	0.2	-1.6	21.7	-1.2	9.2	-10.4	<i>Manufacture of other non-metallic mineral products n.e.c.</i>
-26.5	-19.8	-5.2	38.0	12.9	11.8	10.4	4.8	13.0	-4.5	7.9	-15.0	<i>Other industry</i>
-18.3	-22.6	-4.2	58.8	31.4	-1.6	-1.7	-0.5	3.4	-11.9	5.5	-6.8	Manufacture of basic iron and steel
-20.0	-20.8	-9.4	52.1	19.6	4.2	2.5	3.0	-3.0	0.9	1.1	-1.7	Manufacture of basic precious and other non-ferrous metals
-6.9	-41.2	-0.1	45.5	12.0	6.2	4.8	8.0	-10.4	-3.9	11.5	6.3	Casting of metals
-6.0	-24.1	-2.2	21.7	12.5	7.8	3.1	8.8	11.5	-12.7	1.0	-4.7	Manufacture of structural metal products, tanks, reservoirs, steam generators, weapons and ammunition
												<i>Manufacture of metal doors, windows and their frames, shutters and gates</i>
-7.2	-34.3	16.7	15.1	20.1	1.4	1.5	10.7	19.7	-14.8	2.1	-10.0	<i>Manufacture of other structural metal products</i>
-3.1	2.3	-34.0	43.4	-5.8	28.1	5.9	5.1	-7.8	-5.8	-2.5	11.7	<i>Manufacture of tanks, reservoirs and containers of metal</i>
-4.0	-22.0	-5.9	6.1	11.7	1.8	16.3	3.3	5.2	-13.1	3.9	-10.6	<i>Other industry</i>
-11.3	-30.1	-4.0	13.6	21.5	11.5	4.0	5.0	-0.4	-6.3	2.8	9.2	Manufacture of other fabricated metal products; metal working service activities
												<i>Forging, pressing, stamping and roll-forming of metal; powder metallurgy</i>
-0.2	-22.5	-0.1	0.8	17.4	8.2	8.4	3.7	0.5	-2.9	7.1	0.2	<i>Treatment and coating of metals; machining</i>
-19.0	-16.7	-11.9	24.9	14.8	20.1	3.7	1.4	-3.9	-6.2	11.1	3.2	<i>Manufacture of tins and cans for food products, collapsible tubes and boxes</i>
-10.5	1.8	-14.7	15.0	17.3	-3.6	5.0	4.7	0.2	-9.5	-1.3	-0.7	<i>Manufacture of metal cable, plaited bands and similar articles</i>
												<i>Manufacture of bolts, screws, nuts and similar threaded products</i>
0.4	-48.2	-1.5	20.8	28.7	20.9	3.1	6.6	1.7	-8.1	3.9	3.7	<i>Manufacture of metal household articles</i>
-5.4	-54.7	58.2	-4.9	-1.5	-1.4	5.0	2.9	7.2	-8.2	18.0	-9.3	<i>Manufacture of any other fabricated metal products n.e.c.</i>
-30.8	-30.4	1.7	8.8	24.7	9.4	2.1	5.8	-6.6	-0.1	-4.1	40.6	<i>Other industry</i>
-9.2	-20.5	10.4	5.6	-3.3	13.3	3.7	0.1	19.3	-20.6	13.4	3.6	<i>Other industry</i>
-2.9	12.9	2.9	7.5	12.5	-5.1	-2.9	9.0	-12.3	11.4	16.3	-13.9	Manufacture of electronic components and boards
												<i>Manufacture of diodes, transistors and similar semiconductor devices</i>
-3.9	15.8	3.4	1.2	8.4	5.3	-2.6	6.5	-6.0	11.7	17.4	-13.4	<i>Manufacture of electronic integrated circuits micro assemblies</i>
												<i>Manufacture of electrical capacitors and resistors</i>
-2.1	9.4	3.1	16.9	17.2	-17.8	-3.6	13.3	-22.5	13.3	14.2	-15.5	<i>Manufacture of printed circuit boards</i>
												<i>Manufacture of display components</i>
6.9	6.0	-10.2	12.2	21.4	-5.2	1.6	5.2	-4.5	-10.7	18.2	-7.9	<i>Manufacture of other components for electronic applications</i>
-23.9	13.7	-16.7	-7.1	-32.0	91.6	-13.8	9.8	2.5	8.4	-8.2	20.4	Manufacture of computers and peripheral equipment
-5.1	39.3	-29.9	5.0	24.6	1.9	0.9	-0.4	-11.4	-1.3	28.2	-26.0	Manufacture of communication equipment
-4.7	2.1	-32.9	71.8	9.3	7.0	1.7	-8.4	1.2	-8.4	19.1	-7.3	Manufacture of consumer electronics
-3.9	12.8	-2.4	21.6	12.8	-1.5	-0.6	29.5	3.8	-31.6	15.6	-17.9	Manufacture of measuring, testing, navigating and control equipment; watches and clocks
												<i>Manufacture of measuring, testing, navigating and control equipment</i>
-3.5	12.5	-1.9	25.3	11.2	-4.7	-2.4	37.6	5.3	-33.3	16.7	-21.4	<i>Manufacture of industrial process control equipment</i>
-6.1	14.7	-5.1	-2.7	26.2	22.5	9.5	-12.0	-8.6	-16.5	7.8	10.3	<i>Manufacture of watches and clocks and parts</i>
-4.2	45.3	-10.1	-20.6	18.8	6.6	-58.5	3.8	-9.5	1.8	11.1	29.1	Manufacture of irradiation, electromedical and electrotherapeutic equipment

Kod Kumpulan Group code	Keterangan Kumpulan/Tempoh	2021				2022				
		Q1	Q2	Q3	Q4	Q1	Jan.	Feb.	Mac	Apr.
267 (26701 & 26702) & 268 (26800)	Pembuatan peralatan optikal, kelengkapan fotografi, media magnetik dan optikal	-10.0	3.5	-3.2	50.7	-11.5	-2.8	-5.3	-4.5	8.2
271	Pembuatan motor elektrik, penjana, transformer dan perkakasan pengagihan dan pengawalan elektrik	-4.2	10.6	4.0	16.5	2.9	1.2	-10.8	16.1	8.9
	27101 Pembuatan motor elektrik, penjana dan transformer	-11.4	8.2	7.6	9.7	-1.7	-6.3	-10.9	15.1	8.5
	27102 Pembuatan perkakasan pengagihan dan pengawalan	0.6	12.1	1.9	20.6	5.4	6.2	-10.8	16.8	9.1
272/ 27200	Pembuatan bateri dan akumulator	-21.9	25.2	20.8	-9.1	-8.5	5.4	-26.4	8.7	22.4
273	Pembuatan pendawaian dan peranti pendawaian	-2.9	7.7	3.6	11.9	-10.0	0.7	-6.0	2.1	8.7
	27310 Pembuatan kabel gantian optikal	3.4	-0.1	36.1	15.1	-14.4	10.6	-13.2	8.0	8.5
	27320 Pembuatan wayar dan kabel elektronik dan elektrik lain	-4.1	6.7	3.1	12.6	-10.4	-0.1	-5.7	0.8	8.6
	27330 Pembuatan alatan pendawaian pembawa dan bukan pembawa arus untuk litar elektrik (tanpa mengira jenis bahan)	15.3	24.4	-0.8	1.0	-2.0	9.4	-7.0	19.5	9.8
274/ 27400	Pembuatan kelengkapan pencahayaan elektrik	-12.2	6.9	4.0	17.9	-2.0	-4.5	-13.1	18.4	7.0
275/ 27500	Pembuatan perkakasan domestik	-7.5	1.1	4.9	15.5	-12.1	-2.6	-3.3	-2.8	8.0
279/ 27900	Pembuatan kelengkapan elektrik lain	-9.7	15.0	4.4	8.6	-10.6	1.8	-13.4	6.4	12.6
281 & 282	Pembuatan jentera kegunaan umum dan kegunaan khas	-1.6	19.7	-5.6	7.1	-9.6	-3.7	0.5	3.9	19.9
	28120 Pembuatan alat-alat kuasa bendalir									
	&									
	28130 Pembuatan pam, pemampat, kepala paip dan injap lain	-1.7	22.2	-9.3	21.6	-36.7	-35.8	64.4	12.5	8.2
	28180 Pembuatan alatan tangan yang menggunakan kuasa dilengkapkan dengan motor elektrik atau bukan motor elektrik atau pneumatik	12.1	24.1	-10.5	4.0	-16.3	18.5	-3.3	-3.8	31.0
	&									
	28220 Pembuatan jentera pembentukan logam dan alatan mesin									
	28192 Pembuatan mesin penyaman udara, termasuk untuk kenderaan bermotor	1.8	13.8	-6.4	10.8	-6.0	15.0	-9.9	3.6	19.6
	28290 Pembuatan lain-lain mesin bertujuan khas f.t.f.l.	-24.6	35.4	-7.6	2.0	0.7	-37.2	3.9	8.9	25.5
	Industri lain	-1.8	13.5	2.7	5.4	-5.1	-7.9	4.4	7.0	11.0
291 (29101 & 29102)	Pembuatan kenderaan bermotor	-25.2	-17.3	5.4	64.2	-26.1	-30.1	-4.7	6.4	-0.1
292/ 29200	Pembuatan kerangka (coachwork) untuk kenderaan bermotor; pembuatan treler dan semi treler	9.8	13.8	-27.1	58.1	-1.2	2.4	-14.1	38.1	24.0
293/ 29300	Pembuatan alat ganti dan aksesori untuk kenderaan bermotor	-0.7	-10.2	-11.6	29.1	0.2	-8.3	-0.1	17.0	-7.4
301 (30110 & 30120)	Pembinaan kapal dan bot	-3.0	-5.3	7.9	27.8	-17.9	1.2	-3.2	8.9	8.0
302, 303, 304 & 309	Pembuatan lokomotif keretapi, rolling stock, kapal angkasa dan udara, jentera berkaitan, kenderaan tempur ketenteraan, dan kelengkapan pengangkutan f.t.f.l.	0.8	-14.8	-17.3	39.8	2.0	3.4	-14.2	23.6	-3.9
	30910 Pembuatan motosikal	12.1	-10.4	-29.5	33.0	5.5	3.0	-9.6	14.3	2.2
	30920 Pembuatan basikal dan invalid carriages	-11.1	-20.3	-6.3	40.8	-2.7	0.2	-31.1	47.6	-7.0
	Industri lain	2.9	-14.2	-16.3	42.1	3.1	5.4	-7.1	18.0	-5.1
310	Pembuatan perabot	-4.3	-31.3	-11.0	65.9	5.1	0.0	-9.3	7.8	-24.3
	31001 Pembuatan perabot kayu dan rotan	-5.9	-40.5	-21.5	65.1	14.3	-3.7	-7.0	9.4	-35.5
	Industri lain	-1.3	-14.6	2.3	66.7	-3.7	7.1	-13.3	4.7	-2.9
321 (32110 & 32120)	Pembuatan barang kemas, bijouterie dan artikel berkaitan	5.0	4.3	-57.3	99.6	3.5	15.6	-15.7	4.5	35.3
322, 325 & 329	Pembuatan instrumen muzik, peralatan dan bekalan perubatan dan pergigian dan pembuatan lain f.t.f.l.	2.4	-1.0	2.7	9.6	1.4	-0.5	-2.4	6.5	2.1
	32901 Pembuatan alat tulis	18.1	1.5	-15.3	5.6	5.7	12.1	-0.8	18.3	-4.1
	Industri lain	-2.5	-1.9	9.7	10.8	0.2	-4.3	-2.9	2.3	4.7
323/ 32300	Pembuatan barangan sukan	-17.1	5.0	-37.4	34.8	11.4	-7.7	1.0	16.7	6.2
324/ 32400	Pembuatan permainan dan mainan	-12.3	6.7	-12.2	41.2	-3.3	-22.6	-2.6	47.4	10.7
331 & 332	Pembaikan pemasangan produk logam, jentera, kelengkapan dan pemasangan jentera perindustrian dan kelengkapan	-2.7	-21.0	4.1	35.3	-4.6	2.0	-7.1	22.6	-9.5
	33150 Pembaikan dan penyelenggaraan kelengkapan pengangkutan kecuali motosikal dan basikal	-6.1	-22.2	10.7	34.1	-2.0	5.3	-20.4	50.7	-12.7
	Industri lain	-0.9	-20.4	0.9	36.0	-6.0	0.4	-0.2	11.1	-7.7
Jumlah Pembuatan		0.5	2.6	1.1	11.8	-2.7	-1.4	-3.6	7.2	2.9

2021				2022								Group Description/Period
Mei	Jun	Jul.	Ogo.	Sep.	Okt.	Nov.	Dis.	Jan.	Feb.	Mac	Apr.	
-12.7	30.8	-31.9	21.4	26.8	30.2	-12.4	7.9	-14.8	-3.7	18.3	-9.6	Manufacture of optical instruments, photographic equipment, magnetic and optical media
-10.7	9.6	-11.9	21.1	3.2	4.8	-0.7	9.3	-5.7	-3.4	16.8	3.2	Manufacture of electric motors, generators, transformers and electricity distribution and control apparatus
-14.8	15.5	-1.0	7.9	-2.4	4.8	-2.9	17.7	-8.1	-12.6	19.1	10.0	Manufacture of electric motors, generators and transformers
-8.3	6.5	-18.2	30.4	6.4	4.8	0.5	4.9	-4.3	1.8	15.7	-0.2	Manufacture of electricity distribution and control apparatus
-6.7	40.1	-6.6	16.9	-11.3	2.1	-5.7	-14.1	10.5	-12.9	8.3	-5.0	Manufacture of batteries and accumulators
-2.9	5.3	-4.1	5.8	4.6	7.6	-0.8	-1.2	-4.9	-7.3	1.7	10.9	Manufacture of wiring and wiring devices
-14.3	4.7	37.7	-2.9	9.2	10.3	-13.5	29.1	-25.4	-0.1	6.6	16.8	Manufacture of fibre optic cables
-2.5	4.1	-5.2	7.3	5.4	7.1	-0.9	-0.4	-5.4	-7.4	0.3	11.9	Manufacture of other electronic and electric wires and cables
-4.6	20.1	-3.5	-7.5	-7.5	13.2	6.8	-22.2	15.5	-10.0	18.0	-3.2	Manufacture of current -carrying and non current-carrying wiring devices for electrical circuits regardless of material
-12.6	7.9	-23.8	45.2	12.1	25.5	-30.7	-4.5	5.2	7.4	15.6	-10.5	Manufacture of electric lighting equipment
-7.6	5.1	-1.3	8.9	-1.0	9.1	2.9	5.1	-7.7	-18.5	13.4	9.1	Manufacture of domestic appliances
-3.3	16.1	-15.9	14.9	10.1	-3.8	-1.2	7.1	-13.7	-3.1	5.0	-9.6	Manufacture of other electrical equipment
-9.3	11.2	-21.5	23.8	0.02	0.6	-0.1	-1.0	-4.6	-7.5	1.1	20.0	Manufacture of general-purpose and special-purpose machinery
-11.0	-4.1	-41.7	100.4	-0.3	7.3	-8.5	0.8	-30.2	-9.6	-1.8	58.1	Manufacture of fluid power equipment
-5.3	5.9	-8.4	-6.4	0.3	9.8	-5.5	1.0	-10.8	-5.1	-5.1	37.0	Manufacture of other pumps, compressors, taps and valves
-13.6	18.6	-43.3	89.0	-6.5	-0.7	2.2	-10.1	4.1	-5.9	0.9	17.7	Manufacture of power-driven hand tools with self-contained electric or non-electric motor or pneumatic drives
-17.8	46.1	-22.9	-1.2	4.3	-1.5	-1.0	5.4	1.4	-10.0	9.9	12.8	Manufacture of metal-forming machinery and machine tools
-3.5	-3.9	-2.8	11.7	5.6	-6.7	5.9	3.6	-3.8	-9.2	2.2	6.3	Manufacture of air-conditioning machines, including for motor vehicles
-14.7	-33.3	32.5	0.5	37.5	29.2	9.2	-6.4	-21.3	-7.4	0.9	4.9	Manufacture of other special-purpose machinery n.e.c.
-21.8	-26.4	-15.1	7.4	34.7	30.8	0.5	-6.9	0.2	-13.6	42.9	6.2	Other industry
-8.4	-22.1	4.6	7.6	-3.4	27.4	5.4	-6.6	-1.6	-2.4	19.8	-2.1	Manufacture of motor vehicles
-31.2	20.2	-10.1	22.5	16.1	19.1	-7.8	-10.2	-7.1	-8.2	10.8	5.5	Manufacture of bodies (coachwork) for motor vehicles; manufacture of trailers and semi-trailers
-22.8	-13.6	-10.2	16.9	2.6	15.4	21.2	-1.9	-1.3	-11.2	20.3	3.8	Manufacture of parts and accessories for motor vehicles
-12.8	-28.8	-6.7	2.1	-0.9	8.5	30.7	4.5	-3.2	-9.1	12.4	23.2	Building of ships and boats
-12.1	-54.2	9.6	86.5	6.2	11.3	2.1	5.3	-4.6	-17.9	36.0	-0.9	Manufacture of railway locomotives, rolling stock, air and spacecraft, related machinery, military fighting vehicles and transport equipment n.e.c
-33.0	23.2	-16.4	0.3	2.0	20.8	28.9	-7.7	1.2	-8.6	16.4	-1.3	Manufacture of motorcycles
-2.4	-28.1	-27.4	57.5	33.7	15.4	10.2	-0.8	7.9	-11.2	8.1	-15.3	Manufacture of bicycles and invalid carriages
-2.8	-28.0	-28.1	46.3	16.6	18.2	20.3	0.6	12.2	-12.1	13.2	-28.7	Other industry
-1.8	-28.2	-26.6	71.3	51.8	13.2	1.6	-2.2	3.4	-10.1	2.6	1.0	Manufacture of furniture
-9.6	-47.0	-58.3	27.2	121.9	10.9	13.9	-2.7	11.6	-15.6	3.6	35.2	Manufacture of wooden and cane furniture
-4.6	-9.8	3.5	9.0	6.4	1.5	-0.8	4.3	0.02	-2.9	2.4	3.0	Other industry
-0.7	-13.3	-10.6	17.6	-18.0	11.3	2.0	4.9	0.8	-2.2	7.6	0.4	Manufacture of jewellery, bijouterie and related articles
-6.1	-8.5	8.8	6.3	14.8	-0.9	-1.6	4.1	-0.2	-3.1	0.9	3.9	Manufacture of musical instruments, medical and dental instruments and supplies and other manufacturing n.e.c.
-2.9	-27.4	-27.3	3.7	18.7	1.0	26.7	0.5	-0.3	1.1	8.4	4.1	Manufacture of stationery
-4.5	-65.1	89.1	-18.3	67.5	11.1	-0.7	-2.9	1.2	-2.5	-1.7	20.3	Other industry
-31.7	-2.3	3.6	10.3	30.3	6.1	11.7	-8.1	-1.7	-13.3	27.1	-6.6	Manufacture of sports goods
-38.5	-0.9	4.9	9.2	61.1	-7.5	9.9	-2.4	-8.4	-18.6	66.0	-10.6	Manufacture of games and toys
-28.1	-3.0	3.0	10.9	16.0	14.8	12.6	-11.0	2.1	-10.6	9.5	-3.9	Repair of fabricated metal products, machinery and equipment and installation of industrial machinery and equipment
-6.1	1.3	-3.6	5.5	6.9	3.9	1.2	1.1	-3.4	-5.2	9.8	2.3	Repair and maintenance of transport equipment except motorcycles and bicycles
												Other industry
												Total Manufacturing

Jadual
Table **1.5a** : Bilangan Pekerja Bergaji Sektor Pembuatan Mengikut Kumpulan
: Number of Paid Employees of Manufacturing Sector by Group

Kod Kumpulan Group code	Keterangan Kumpulan/Tempoh	2020	2021	2021				2022
				Q1	Q2	Q3	Q4	Q1
101	Pemprosesan dan pengawetan daging	12,814	12,960	13,037	13,006	13,491	12,960	13,034
102	Pemprosesan dan pengawetan ikan, krustasea dan moluska	15,575	15,912	16,315	15,839	15,917	15,912	15,936
10201 & 10202	Pengetinan ikan, krustasea dan moluska Pemprosesan dan pengawetan ikan, krustasea dan moluska	13,406	13,320	13,913	13,579	13,478	13,320	13,433
	Industri lain	2,169	2,592	2,402	2,260	2,439	2,592	2,503
103	Pemprosesan dan pengawetan buah-buahan dan sayur - sayuran	11,201	10,179	11,339	11,265	10,290	10,179	10,310
10303 & 10304	Pengetinan nanas Pembuatan jem, marmalad dan sajian jeli	1,115	551	1,129	1,109	546	551	485
	Industri lain	10,085	9,628	10,210	10,156	9,744	9,628	9,825
104	Pembuatan minyak dan lemak daripada sayuran dan haiwan	77,283	79,500	77,416	77,731	79,380	79,500	79,916
10404 & 10406 10405	Pembuatan minyak sayuran mentah dan bertapis Pembuatan sebatian lemak masakan Pembuatan minyak kelapa	3,633	3,832	3,686	3,657	3,657	3,832	3,752
	Industri lain	71,293	73,243	71,342	71,711	73,361	73,243	73,693
105	Pembuatan produk tenusu	12,943	13,179	13,757	13,848	13,864	13,179	13,036
10502	Pembuatan susu pekat, tepung dan sejat	9,487	9,781	10,152	10,194	10,245	9,781	9,553
	Industri lain	3,456	3,398	3,604	3,654	3,619	3,398	3,482
106	Pembuatan produk bijian, kanji dan produk berkanji	10,286	10,808	10,535	10,530	10,852	10,808	10,871
10611 10613	Pengilangan beras Pengilangan tepung	4,638 4,630	4,849 4,889	4,881 4,640	4,832 4,710	5,157 4,729	4,849 4,889	4,994 4,872
	Industri lain	1,017	1,070	1,014	988	966	1,070	1,005
107	Pembuatan produk makanan lain	115,937	123,320	121,149	121,787	122,231	123,320	126,992
10711 10712 10713 10721 10731 10732 & 10733	Pembuatan biskut dan cookies Pembuatan roti, kek dan produk bakeri lain Pembuatan produk snek Pembuatan gula Pembuatan produk koko Pembuatan coklat dan produk coklat Pembuatan konfeksi gula	12,112 28,158 8,757 1,823 2,714 8,727	14,344 30,260 8,428 1,765 2,576 8,033	11,993 28,682 8,860 1,818 2,679 8,676	11,983 30,085 8,815 1,799 2,634 8,561	11,983 30,498 8,428 1,822 2,603 8,433	14,344 30,260 8,428 1,765 2,576 8,033	14,439 29,286 8,412 1,769 2,579 7,937
10793 10799	Pembuatan sos dan bahan perasa Pembuatan produk makanan lain f.t.f.l.	8,441 12,699	9,997 13,664	9,512 14,596	9,316 14,380	9,413 14,432	9,997 13,664	10,800 16,718
	Industri lain	32,506	34,254	34,333	34,213	34,619	34,254	35,052
108/ 10800	Pembuatan makanan haiwan tersedia	17,920	14,893	17,733	17,700	15,829	14,893	14,820
110	Pembuatan minuman ringan	15,681	15,951	16,115	15,637	16,029	15,951	16,304
11041 11042	Pembuatan minuman ringan Pengeluaran air mineral semulajadi dan minuman lain yang dibotolkan	10,302 4,144	10,302 3,995	10,327 4,227	10,195 3,960	10,108 4,063	10,302 3,995	10,565 4,001
	Industri lain	1,234	1,653	1,560	1,482	1,859	1,653	1,739
120/ 12000	Pembuatan produk tembakau	1,160	1,199	1,412	1,151	1,196	1,199	1,413
131	Pemintalan, penunuan dan penyiapan tekstil	13,348	13,289	13,445	13,081	13,173	13,289	13,206
13110 & 13120 13132	Penyediaan dan pemintalan gentian tekstil Penunuan tekstil Pewarnaan, pelunturan, percetakan dan penyiapan akhir benang dan fabrik	9,775 2,880 693	9,209 3,647 433	9,712 3,054 679	9,494 3,055 532	9,252 3,373 548	9,209 3,647 433	8,983 3,750 474
	Industri lain	693	433	679	532	548	433	474
139	Pembuatan tekstil lain	13,350	14,450	13,939	13,946	14,120	14,450	14,378
13910	Pembuatan fabrik dikait dan dikrusye	5,321	5,901	5,448	5,592	5,721	5,901	5,903
	Industri lain	8,030	8,548	8,492	8,354	8,400	8,548	8,475
141	Pembuatan pakaian, kecuali pakaian berbulu	40,706	41,493	40,980	39,166	38,661	41,493	42,134
14102	Pembuatan pakaian	29,245	30,181	29,357	28,689	28,387	30,181	30,268
	Industri lain	11,461	11,312	11,623	10,477	10,273	11,312	11,866
142 & 143	Pembuatan artikel daripada kulit bulu dan pakaian yang dikait dan dikrusye	1,213	981	1,161	1,152	963	981	1,020
151 (15110 & 15120)	Penyamakan dan pembersihan kulit, pembuatan begasi, beg tangan, pelana dan abah-abah pembersihan dan pewarnaan bulu	5,675	6,113	5,720	5,553	5,918	6,113	6,050
152	Pembuatan kasut	6,159	6,175	6,295	6,073	6,067	6,175	6,349
15201 & 15203	Pembuatan kasut kulit Pembuatan kasut getah	3,469	3,399	3,486	3,312	3,238	3,399	3,501
	Industri lain	2,690	2,776	2,809	2,760	2,829	2,776	2,848
161/ 16100	Pengilangan dan pengetaman kayu	24,555	25,587	24,769	22,858	25,401	25,587	25,671

2021		2022		2021		Group Description/Period
(Jan. - Apr.)	(Jan. - Apr.)	Jan.	Feb.	Mar	Apr.	
13,035	13,028	13,270	13,165	13,037	13,035	Processing and preserving of meat
16,127	16,105	16,365	16,388	16,315	16,127	Processing and preserving of fish, crustaceans and molluscs
						Canning of fish, crustaceans and molluscs
13,758	13,614	13,871	13,942	13,913	13,758	Processing, curing and preserving of fish, crustacean and molluscs
2,370	2,491	2,494	2,447	2,402	2,370	Other industry
11,403	10,256	11,652	11,497	11,339	11,403	Processing and preserving of fruits and vegetable
						Pineapple canning
1,114	516	1,151	1,140	1,129	1,114	Manufacture of jams, marmalades and table jellies
10,289	9,740	10,501	10,357	10,210	10,289	Other industry
77,445	79,731	77,593	77,611	77,416	77,445	Manufacture of vegetable and animal oils and fats
						Manufacture of crude and refined vegetable oil
3,656	3,755	3,591	3,594	3,686	3,656	Manufacture of compound cooking fats
2,372	2,524	2,366	2,385	2,388	2,372	Manufacture of coconut oil
71,417	73,453	71,636	71,631	71,342	71,417	Other industry
13,896	13,111	13,531	13,646	13,757	13,896	Manufacture of dairy products
10,222	9,594	10,077	10,117	10,152	10,222	Manufacture of condensed, powdered and evaporated milk
3,674	3,516	3,454	3,529	3,604	3,674	Other industry
10,501	10,924	10,592	10,528	10,535	10,501	Manufacture of grain mill products, starches and starch products
4,836	5,035	4,935	4,890	4,881	4,836	Rice milling
4,652	4,875	4,613	4,608	4,640	4,652	Flour milling
1,013	1,014	1,044	1,030	1,014	1,013	Other industry
121,472	126,034	120,777	121,010	121,149	121,472	Manufacture of other food products
12,107	14,405	12,108	12,052	11,993	12,107	Manufacture of biscuits and cookies
29,196	29,693	28,656	28,679	28,682	29,196	Manufacture of bread, cakes and other bakery products
8,804	8,443	9,045	8,952	8,860	8,804	Manufacture of snack products
1,806	1,743	1,814	1,816	1,818	1,806	Manufacture of sugar
2,655	2,586	2,712	2,695	2,679	2,655	Manufacture of cocoa products
						Manufacture of chocolate and chocolate products
8,661	7,893	8,793	8,742	8,676	8,661	Manufacture of sugar confectionery
9,470	10,613	9,656	9,581	9,512	9,470	Manufacture of sauces and condiments
14,383	15,620	14,006	14,504	14,596	14,383	Manufacture of other food products n.e.c.
34,391	35,038	33,987	33,989	34,333	34,391	Other industry
17,794	15,377	17,699	17,728	17,733	17,794	Manufacture of prepared animal feeds
15,961	16,479	15,982	16,067	16,115	15,961	Manufacture of beverages
10,252	10,682	10,257	10,293	10,327	10,252	Manufacture of soft drinks
4,165	3,989	4,204	4,216	4,227	4,165	Production of natural mineral waters and other bottled waters
1,544	1,808	1,521	1,558	1,560	1,544	Other industry
1,153	1,165	1,243	1,429	1,412	1,153	Manufacture of tobacco products
13,427	13,029	13,250	13,410	13,445	13,427	Spinning, weaving and finishing of textiles
						Preparation and spinning of textile fibres
9,686	8,843	9,672	9,757	9,712	9,686	Weaving of textiles
3,070	3,724	2,852	2,951	3,054	3,070	Dyeing, bleaching, printing and finishing of yarns and fabrics
671	462	727	702	679	671	Other industry
13,967	14,491	13,997	13,856	13,939	13,967	Manufacture of other textiles
5,496	5,897	5,484	5,470	5,448	5,496	Manufacture of knitted and crocheted fabrics
8,471	8,594	8,513	8,385	8,492	8,471	Other industry
40,804	41,828	40,744	40,988	40,980	40,804	Manufacture of wearing apparel, except fur apparel
29,329	30,062	29,105	29,335	29,357	29,329	Manufacture of clothings
11,475	11,766	11,639	11,654	11,623	11,475	Other industry
1,157	1,031	1,162	1,183	1,161	1,157	Manufacture of articles of fur, knitted and crocheted apparel
5,718	5,976	5,684	5,762	5,720	5,718	Tanning and dressing of leather; manufacture of luggage, handbags, saddlery and harness; dressing and dyeing of fur
6,324	6,396	6,339	6,441	6,295	6,324	Manufacture of footwear
						Manufacture of leather footwear
3,529	3,493	3,553	3,595	3,486	3,529	Manufacture of rubber footwear
2,795	2,903	2,786	2,846	2,809	2,795	Other industry
24,984	25,683	24,817	24,852	24,769	24,984	Sawmilling and planing of wood

Jadual
Table **1.5a** : Bilangan Pekerja Bergaji Sektor Pembuatan Mengikut Kumpulan
: Number of Paid Employees of Manufacturing Sector by Group

Kod Kumpulan Group code	Keterangan Kumpulan/Tempoh	2021			
		Mei	Jun	Jul.	Ogo.
101	Pemprosesan dan pengawetan daging	13,041	13,006	12,996	12,918
102	Pemprosesan dan pengawetan ikan, krustasea dan moluska	15,947	15,839	15,858	15,745
10201 & 10202	Pengetinan ikan, krustasea dan moluska Pemprosesan dan pengawetan ikan, krustasea dan moluska	13,609	13,579	13,495	13,399
	Industri lain	2,338	2,260	2,363	2,346
103	Pemprosesan dan pengawetan buah-buahan dan sayur - sayuran	11,272	11,265	11,362	10,436
10303 & 10304	Pengetinan nanas Pembuatan jem, marmalad dan sajian jeli	1,112	1,109	1,103	550
	Industri lain	10,160	10,156	10,259	9,886
104	Pembuatan minyak dan lemak daripada sayuran dan haiwan	77,719	77,731	78,412	78,352
10404 & 10406 10405	Pembuatan minyak sayuran mentah dan bertapis Pembuatan sebatian lemak masakan Pembuatan minyak kelapa	3,685	3,657	3,657	3,663
	Industri lain	71,671	71,711	72,415	72,329
105	Pembuatan produk tenusu	13,855	13,848	13,799	13,853
10502	Pembuatan susu pekat, tepung dan sejat	10,191	10,194	10,174	10,252
	Industri lain	3,664	3,654	3,625	3,601
106	Pembuatan produk bijian, kanji dan produk berkanji	10,548	10,530	10,517	10,620
10611 10613	Pengilangan beras Pengilangan tepung	4,854 4,703	4,832 4,710	4,821 4,715	4,991 4,687
	Industri lain	991	988	981	942
107	Pembuatan produk makanan lain	120,666	121,787	122,035	121,830
10711 10712 10713 10721 10731 10732 & 10733	Pembuatan biskut dan cookies Pembuatan roti, kek dan produk bakeri lain Pembuatan produk snek Pembuatan gula Pembuatan produk koko Pembuatan coklat dan produk coklat Pembuatan konfeksi gula	11,940 29,021 8,769 1,801 2,622 8,625	11,983 30,085 8,815 1,799 2,634 8,561	11,870 30,156 8,760 1,793 2,641 8,493	11,854 30,285 8,731 1,815 2,610 8,484
10793 10799	Pembuatan sos dan bahan perasa Pembuatan produk makanan lain t.t.t.l.	9,401 14,317	9,316 14,380	9,274 14,471	9,316 14,164
	Industri lain	34,171	34,213	34,578	34,573
108/ 10800	Pembuatan makanan haiwan tersedia	17,766	17,700	18,037	15,819
110	Pembuatan minuman ringan	15,845	15,637	15,622	15,995
11041 11042	Pembuatan minuman ringan Pengeluaran air mineral semulajadi dan minuman lain yang dibotolkan	10,185 4,124	10,195 3,960	10,065 4,091	10,070 4,064
	Industri lain	1,536	1,482	1,466	1,861
120/ 12000	Pembuatan produk tembakau	1,157	1,151	1,113	1,061
131	Pemintalan, penenunan dan penyiapan tekstil	13,458	13,081	12,925	13,160
13110 & 13120 13132	Penyediaan dan pemintalan gentian tekstil Penenunan tekstil Pewarnaan, pelunturan, percetakan dan penyiapan akhir benang dan fabrik	9,671 3,070 717	9,494 3,055 532	9,371 3,122 432	9,276 3,244 640
	Industri lain				
139	Pembuatan tekstil lain	14,243	13,946	13,938	13,942
13910	Pembuatan fabrik dikait dan dikrusye	5,613	5,592	5,595	5,576
	Industri lain	8,630	8,354	8,343	8,366
141	Pembuatan pakaian, kecuali pakaian berbulu	41,302	39,166	38,873	39,261
14102	Pembuatan pakaian	29,885	28,689	28,505	28,850
	Industri lain	11,417	10,477	10,368	10,410
142 & 143	Pembuatan artikel daripada kulit bulu dan pakaian yang dikait dan dikrusye	1,152	1,152	1,149	961
151 (15110 & 15120)	Penyamakan dan pembersihan kulit, pembuatan begasi, beg tangan, pelana dan abah-abah pembersihan dan pewarnaan bulu	5,754	5,553	5,443	5,692
152	Pembuatan kasut	6,327	6,073	5,985	5,940
15201 & 15203	Pembuatan kasut kulit Pembuatan kasut getah	3,543	3,312	3,293	3,261
	Industri lain	2,784	2,760	2,692	2,678
161/ 16100	Pengilangan dan pengetaman kayu	24,965	22,858	24,440	24,881

2022								Group Description/Period
Sep.	Okt.	Nov.	Dis.	Jan.	Feb.	Mac	Apr.	
13,491	13,120	13,068	12,960	13,438	13,355	13,034	13,028	Processing and preserving of meat
15,917	15,785	15,681	15,912	16,312	16,022	15,936	16,105	Processing and preserving of fish, crustaceans and molluscs
								Canning of fish, crustaceans and molluscs
13,478	13,344	13,152	13,320	13,735	13,495	13,433	13,614	Processing, curing and preserving of fish, crustacean and molluscs
2,439	2,441	2,529	2,592	2,577	2,527	2,503	2,491	Other industry
10,290	10,063	9,990	10,179	10,668	10,568	10,310	10,256	Processing and preserving of fruits and vegetable
								Pineapple canning
546	545	537	551	527	522	485	516	Manufacture of jams, marmalades and table jellies
9,744	9,518	9,453	9,628	10,141	10,046	9,825	9,740	Other industry
79,380	77,830	79,039	79,500	79,650	80,192	79,916	79,731	Manufacture of vegetable and animal oils and fats
								Manufacture of crude and refined vegetable oil
3,657	3,657	3,826	3,832	3,776	3,789	3,752	3,755	Manufacture of compound cooking fats
2,362	2,362	2,428	2,424	2,442	2,456	2,471	2,524	Manufacture of coconut oil
73,361	71,811	72,785	73,243	73,433	73,947	73,693	73,453	Other industry
13,864	13,236	13,176	13,179	12,995	12,961	13,036	13,111	Manufacture of dairy products
10,245	9,767	9,765	9,781	9,570	9,531	9,553	9,594	Manufacture of condensed, powdered and
3,619	3,468	3,411	3,398	3,425	3,430	3,482	3,516	Other industry
10,852	10,806	10,725	10,808	10,872	10,877	10,871	10,924	Manufacture of grain mill products, starches and starch products
								Rice milling
5,157	5,116	4,882	4,849	4,954	4,993	4,994	5,035	Flour milling
4,729	4,708	4,808	4,889	4,895	4,889	4,872	4,875	Other industry
966	982	1,035	1,070	1,023	1,019	1,005	1,014	
122,231	121,961	123,360	123,320	126,212	126,006	126,992	126,034	Manufacture of other food products
11,983	12,308	14,468	14,344	14,445	14,462	14,439	14,405	Manufacture of biscuits and cookies
30,498	30,053	30,196	30,260	30,572	29,442	29,286	29,693	Manufacture of bread, cakes and other bakery
8,428	8,362	8,389	8,428	8,466	8,424	8,412	8,443	Manufacture of snack products
1,822	1,770	1,735	1,765	1,762	1,769	1,769	1,743	Manufacture of sugar
2,603	2,519	2,555	2,576	2,590	2,601	2,579	2,586	Manufacture of cocoa products
								Manufacture of chocolate and chocolate products
8,433	8,490	8,030	8,033	7,858	7,868	7,937	7,893	Manufacture of sugar confectionery
9,413	9,463	9,868	9,997	10,313	10,646	10,800	10,613	Manufacture of sauces and condiments
14,432	14,300	13,720	13,664	15,099	15,643	16,718	15,620	Manufacture of other food products n.e.c.
34,619	34,697	34,399	34,254	35,109	35,152	35,052	35,038	Other industry
15,829	15,484	15,071	14,893	14,973	14,866	14,820	15,377	Manufacture of prepared animal feeds
16,029	15,759	15,759	15,951	16,109	16,283	16,304	16,479	Manufacture of beverages
10,108	10,113	10,143	10,302	10,288	10,524	10,565	10,682	Manufacture of soft drinks
4,063	3,901	3,986	3,995	4,029	3,940	4,001	3,989	Production of natural mineral waters and other bottled waters
1,859	1,746	1,629	1,653	1,793	1,819	1,739	1,808	Other industry
1,196	1,198	1,199	1,199	1,288	1,432	1,413	1,165	Manufacture of tobacco products
13,173	13,295	13,064	13,289	13,133	13,126	13,206	13,029	Spinning, weaving and finishing of textiles
								Preparation and spinning of textile fibres
9,252	9,215	9,216	9,209	9,003	9,033	8,983	8,843	Weaving of textiles
3,373	3,548	3,415	3,647	3,639	3,601	3,750	3,724	Dyeing, bleaching, printing and finishing of yarns and fabrics
548	532	433	433	491	492	474	462	Other industry
14,120	14,090	14,464	14,450	14,477	14,393	14,378	14,491	Manufacture of other textiles
5,721	5,751	5,863	5,901	5,941	5,935	5,903	5,897	Manufacture of knitted and crocheted fabrics
8,400	8,339	8,601	8,548	8,536	8,458	8,475	8,594	Other industry
38,661	38,498	41,287	41,493	41,677	42,095	42,134	41,828	Manufacture of wearing apparel, except fur apparel
28,387	28,141	30,074	30,181	29,823	30,185	30,268	30,062	Manufacture of clothings
10,273	10,357	11,214	11,312	11,854	11,909	11,866	11,766	Other industry
963	930	965	981	1,009	1,010	1,020	1,031	Manufacture of articles of fur, knitted and crocheted apparel
5,918	6,090	6,122	6,113	6,089	6,113	6,050	5,976	Tanning and dressing of leather; manufacture of luggage, handbags, saddlery and harness; dressing and dyeing of fur
6,067	6,145	6,186	6,175	6,411	6,586	6,349	6,396	Manufacture of footwear
								Manufacture of leather footwear
3,238	3,335	3,396	3,399	3,581	3,639	3,501	3,493	Manufacture of rubber footwear
2,829	2,810	2,790	2,776	2,830	2,947	2,848	2,903	Other industry
25,401	25,365	25,505	25,587	25,901	25,797	25,671	25,683	Sawmilling and planning of wood

Kod Kumpulan Group code	Keterangan Kumpulan/Tempoh	2020	2021	2021				2022
				Q1	Q2	Q3	Q4	Q1
162	Pembuatan produk daripada kayu, gabus, jerami dan bahan jalinan lain	66,572	67,877	65,389	65,967	67,726	67,877	65,777
16211	Pembuatan kepingan venier dan papan lapis	37,402	37,770	36,056	36,327	38,302	37,770	36,497
16212	Pembuatan papan partikel dan papan gentian	6,938	6,751	6,979	6,513	6,360	6,751	6,874
16221	Pertukangan kayu untuk jurubina	11,223	11,216	11,560	11,892	11,920	11,216	9,992
	Industri lain	11,010	12,141	10,794	11,235	11,144	12,141	12,414
170	Pembuatan kertas dan produk kertas	54,294	56,213	55,320	54,235	54,814	56,213	56,974
17010	Pembuatan pulpa, kertas dan kertas tebal	8,193	8,792	8,308	8,058	8,132	8,792	8,713
17020	Pembuatan kertas gelugur dan kertas tebal dan bekas daripada kertas dan kertas tebal	21,987	22,313	22,190	22,041	22,055	22,313	22,656
17091	Pembuatan sampul surat dan kad surat	1,804	1,697	1,858	1,811	1,787	1,697	1,713
17092	Pembuatan kertas kegunaan rumah dan pembersih peribadi	10,360	10,976	10,459	10,350	10,366	10,976	10,908
17093	Pembuatan kertas bergam atau pelekat yang berjalur atau bergulung dan label dan kertas dinding	6,705	7,192	7,194	6,800	7,256	7,192	7,510
	Industri lain	5,245	5,243	5,312	5,174	5,217	5,243	5,474
181 & 182	Percetakan, aktiviti perkhidmatan berkaitan percetakan dan penerbitan semula media rakaman	65,015	67,428	65,618	63,077	62,499	67,428	67,661
18110	Percetakan	52,308	54,714	52,886	50,851	50,324	54,714	55,001
18120	Aktiviti perkhidmatan berkaitan percetakan &	12,707	12,714	12,733	12,226	12,175	12,714	12,660
18200	Penerbitan semula media rakaman							
192 (19201 & 19202)	Pembuatan produk petroleum bertapis	16,623	17,093	17,207	16,812	17,148	17,093	17,719
201	Pembuatan kimia asas, baja dan sebatian nitrogen, plastik dan getah sintetik dalam bentuk primer	50,632	46,703	49,516	47,941	48,207	46,703	47,789
20111	Pembuatan gas perindustrian atau perubatan bukan organik dalam bentuk cecair atau mampat	6,726	5,496	7,226	7,174	7,312	5,496	5,578
20112	Pembuatan kimia organik asas	16,622	18,092	16,731	16,380	16,537	18,092	18,429
20113	Pembuatan sebatian bukan organik							
20121	Pembuatan baja	11,002	9,123	11,372	10,368	10,481	9,123	9,547
20129	Pembuatan produk campuran nitrogen	13,911	11,283	11,713	11,622	11,441	11,283	11,408
20131	Pembuatan plastik dalam bentuk primer	2,372	2,710	2,474	2,397	2,436	2,710	2,826
	Industri lain							
202 & 203	Pembuatan produk kimia lain dan serat buatan manusia	50,796	54,990	55,458	53,701	53,091	54,990	57,439
20210	Pembuatan racun perosak dan produk agrokimia lain	3,426	4,044	3,912	3,852	3,826	4,044	3,964
20221	Pembuatan cat, varnis dan penyadur dan mastik	10,113	9,483	12,081	10,065	9,795	9,483	11,223
20222	Pembuatan dakwat cetak	3,946	4,911	4,856	4,893	4,893	4,911	5,760
20231	Pembuatan sabun dan bahan pencuci, penyediaan membersih dan mengilat	20,518	20,535	20,838	21,010	20,643	20,535	20,420
20232	Pembuatan pewangi dan penyediaan dandanan diri							
20291	Pembuatan plat fotografi, filem, sensitized paper dan other sensitized unexposed materials							
20292	Pembuatan dakwat menulis dan melukis	12,280	15,564	13,272	13,379	13,436	15,564	15,603
20299	Pembuatan produk kimia lain t.t.t.l.							
	Industri lain	514	454	499	502	497	454	469
210	Pembuatan produk farmaseutikal, kimia perubatan dan botani	23,344	25,092	23,420	26,265	26,547	25,092	24,800
21001	Pembuatan bahan aktif ubat-ubatan untuk digunakan oleh bidang farmakologi dalam pembuatan	16,629	18,048	16,716	18,571	18,614	18,048	17,686
	Industri lain	6,714	7,044	6,704	7,694	7,932	7,044	7,114
221	Pembuatan produk getah	121,606	122,498	122,761	127,350	125,645	122,498	124,905
22111	Pembuatan tayar getah untuk kenderaan	7,319	7,048	7,227	7,869	6,885	7,048	7,193
22112	Pembuatan bunga tayar yang boleh ditukar ganti dan tayar celup	2,147	2,209	2,066	1,945	2,046	2,209	2,086
22191	Pembuatan produk lain daripada getah asli atau sintetik, tidak divulkan, divulkan atau dikeraskan	18,011	16,796	17,964	17,930	17,343	16,796	16,690
22193	Pengilangan semula getah dan prosesan susu getah							
22192	Pembuatan sarung tangan getah	63,169	63,232	63,932	67,375	67,256	63,232	65,658
22199	Pembuatan produk getah lain yang t.t.t.l.	30,960	33,212	31,573	32,231	32,114	33,212	33,278
222	Pembuatan produk plastik	154,318	153,940	155,602	155,262	152,014	153,940	155,750
22201	Pembuatan produk plastik separa siap							
22202	Pembuatan produk plastik siap	35,653	33,803	35,213	35,656	34,467	33,803	35,934
22203	Pembuatan artikel plastik untuk pembungkusan baranaan	46,609	48,456	46,979	47,228	46,712	48,456	48,717
22204	Pembuatan barangan plastik jurubina	3,338	3,345	3,463	3,327	3,332	3,345	3,605
22205	Pembuatan pinggan mangkuk, peralatan dapur dan barangan tandas daripada plastik	12,867	12,961	13,249	13,124	12,920	12,961	14,992
22209	Pembuatan pelbagai produk plastik t.t.t.l.	55,851	55,375	56,698	55,927	54,582	55,375	52,503
231 (23101 & 23102 & 23109)	Pembuatan kaca dan produk kaca	17,853	18,828	18,144	17,782	17,490	18,828	18,896

2021		2022		2021		Group Description/Period
(Jan. - Apr.)	(Jan. - Apr.)	Jan.	Feb.	Mar	Apr.	
65,106	65,246	67,192	66,363	65,389	65,106	Manufacture of products of wood, cork, straw and plaiting materials
35,781	36,103	37,144	36,608	36,056	35,781	Manufacture of veneer sheets and plywood
6,938	6,824	6,957	6,968	6,979	6,938	Manufacture of particle board and fibreboard
11,694	9,877	11,803	11,691	11,560	11,694	Manufacture of builders' carpentry
10,693	12,443	11,289	11,097	10,794	10,693	Other industry
54,957	56,425	55,040	55,359	55,320	54,957	Manufacture of paper and paper products
8,218	8,724	8,234	8,271	8,308	8,218	Manufacture of pulp, paper and paperboard
22,026	22,334	22,014	22,128	22,190	22,026	Manufacture of corrugated paper and paperboard and of containers of paper and paperboard
1,819	1,675	1,888	1,873	1,858	1,819	Manufacture of envelopes and letter-card
10,430	10,842	10,546	10,506	10,459	10,430	Manufacture of household and personal hygiene paper
7,133	7,426	6,861	7,183	7,194	7,133	Manufacture of gummed or adhesive paper in strips or rolls and labels and wall paper
5,332	5,425	5,497	5,398	5,312	5,332	Other industry
63,679	65,412	65,218	65,262	65,618	63,679	Printing, service activities related to printing and reproduction of recorded media
51,263	53,211	52,551	52,566	52,886	51,263	Printing
12,416	12,201	12,667	12,696	12,733	12,416	Service activities related to printing
						Reproduction of recorded media
16,752	17,224	16,790	16,792	17,207	16,752	Manufacture of refined petroleum products
48,366	46,889	49,507	49,469	49,516	48,366	Manufacture of basic chemicals, fertilizer and nitrogen compounds, plastics and synthetic rubber in primary forms
7,226	5,578	7,293	7,260	7,226	7,226	Manufacture of liquefied or compressed inorganic industrial or medical gases
16,637	18,299	16,822	16,776	16,731	16,637	Manufacture of basic organic chemicals
10,394	8,694	11,337	11,304	11,372	10,394	Manufacture of inorganic compounds
11,706	11,370	11,616	11,665	11,713	11,706	Manufacture of fertilizers
2,403	2,947	2,438	2,465	2,474	2,403	Manufacture of associated nitrogen products
						Manufacture of plastics in primary forms
						Other industry
53,088	55,236	52,650	52,560	55,458	53,088	Manufacture of other chemical products and man-made fibres
3,902	3,931	4,134	4,022	3,912	3,902	Manufacture of pesticides and other agrochemical products
10,108	9,350	10,471	10,150	12,081	10,108	Manufacture of paints, varnishes and similar coatings ink and mastics
4,790	5,720	3,946	3,949	4,856	4,790	Manufacture of printing ink
20,552	19,939	20,672	20,755	20,838	20,552	Manufacture of soap and detergents, cleaning and polishing preparations
						Manufacture of perfumes and toilet preparations
						Manufacture of photographic plates, films, sensitized paper and other sensitized unexposed materials
13,239	15,831	12,918	13,181	13,272	13,239	Manufacture of writing and drawing ink
497	465	509	504	499	497	Manufacture of other chemical products n.e.c.
						Other industry
26,421	28,001	23,328	23,477	23,420	26,421	Manufacture of pharmaceuticals, medicinal chemical and botanical products
18,728	19,720	16,602	16,762	16,716	18,728	Manufacture of medicinal active substances to be used for their pharmacological properties in the manufacture of medicaments
7,694	8,281	6,726	6,715	6,704	7,694	Other industry
127,930	130,436	122,565	121,922	122,761	127,930	Manufacture of rubber products
7,868	7,702	7,433	7,330	7,227	7,868	Manufacture of rubber tyres for vehicles
2,134	2,189	2,145	2,104	2,066	2,134	Manufacture of interchangeable tyre treads and retreading rubber tyres
18,257	17,530	18,074	17,851	17,964	18,257	Manufacture of other products of natural or synthetic rubber, unvulcanized, vulcanized or hardened
66,952	68,626	63,233	63,109	63,932	66,952	Rubber remilling and latex processing
32,720	34,389	31,679	31,528	31,573	32,720	Manufacture of rubber gloves
						Manufacture of other rubber products n.e.c.
157,585	157,536	156,350	155,614	155,602	157,585	Manufacture of plastics products
36,530	37,138	35,674	35,337	35,213	36,530	Manufacture of semi-manufactures of plastic products
47,556	49,077	47,579	47,144	46,979	47,556	Manufacture of finished plastic products
3,452	3,626	3,434	3,455	3,463	3,452	Manufacture of plastic articles for the packing of goods
13,295	15,369	13,118	13,143	13,249	13,295	Manufacture of builders' plastics ware
56,753	52,326	56,545	56,535	56,698	56,753	Manufacture of plastic tableware, kitchenware and toilet articles
						Manufacture of diverse plastic products n.e.c.
18,253	18,857	18,034	18,088	18,144	18,253	Manufacture of glass and glass products

Kod Kumpulan Group code	Keterangan Kumpulan/Tempoh	2021			
		Mei	Jun	Jul.	Ogo.
162	Pembuatan produk daripada kayu, gabus, jerami dan bahan jalinan lain	67,657	65,967	66,545	66,584
16211	Pembuatan kepingan venier dan papan lapis	37,475	36,327	36,914	37,159
16212	Pembuatan papan partikel dan papan gentian	6,940	6,513	6,490	6,440
16221	Pertukangan kayu untuk jurubina	11,913	11,892	11,847	11,837
	Industri lain	11,329	11,235	11,293	11,148
170	Pembuatan kertas dan produk kertas	54,800	54,235	53,891	53,894
17010	Pembuatan pulpa, kertas dan kertas tebal	8,182	8,058	8,055	7,984
17020	Pembuatan kertas gelugur dan kertas tebal dan bekas daripada kertas dan kertas tebal	22,029	22,041	21,294	21,579
17091	Pembuatan sampul surat dan kad surat	1,814	1,811	1,804	1,794
17092	Pembuatan kertas kegunaan rumah dan pembersih peribadi	10,368	10,350	10,298	10,254
17093	Pembuatan kertas bergam atau pelekat yang berjalur atau bergulung dan label dan kertas dinding	7,117	6,800	7,231	7,187
	Industri lain	5,291	5,174	5,209	5,096
181 & 182	Percetakan, aktiviti perkhidmatan berkaitan percetakan dan penerbitan semula media rakaman	63,844	63,077	62,788	62,872
18110	Percetakan	51,435	50,851	50,608	50,627
18120	Aktiviti perkhidmatan berkaitan percetakan &	12,410	12,226	12,181	12,244
18200	Penerbitan semula media rakaman				
192 (19201 & 19202)	Pembuatan produk petroleum bertapis	16,759	16,812	17,135	17,138
201	Pembuatan kimia asas, baja dan sebatian nitrogen, plastik dan getah sintetik dalam bentuk primer	48,155	47,941	48,372	48,356
20111	Pembuatan gas perindustrian atau perubatan bukan organik dalam bentuk cecair atau mampat	7,136	7,174	7,260	7,264
20112 &	Pembuatan kimia organik asas	16,612	16,380	16,632	16,613
20113	Pembuatan sebatian bukan organik				
20121 &	Pembuatan baja	10,377	10,368	10,545	10,554
20129	Pembuatan produk campuran nitrogen				
20131	Pembuatan plastik dalam bentuk primer	11,615	11,622	11,549	11,515
	Industri lain	2,414	2,397	2,386	2,410
202 & 203	Pembuatan produk kimia lain dan serat buatan manusia	53,548	53,701	53,114	52,958
20210	Pembuatan racun perosak dan produk agrokimia lain	3,854	3,852	3,846	3,822
20221	Pembuatan cat, varnis dan penyadur dan mastik	10,074	10,065	10,073	9,989
20222	Pembuatan dakwat cetak	4,802	4,893	4,902	4,890
20231 &	Pembuatan sabun dan bahan pencuci, penyediaan membersihkan dan mengilat	21,060	21,010	20,604	20,545
20232	Pembuatan pewangi dan penyediaan dandanan diri				
20291 &	Pembuatan plat fotografi, filem, sensitized paper dan other sensitized unexposed materials				
20292 &	Pembuatan dakwat menulis dan melukis	13,261	13,379	13,189	13,211
20299	Pembuatan produk kimia lain t.t.t.l.				
	Industri lain	496	502	500	500
210	Pembuatan produk farmaseutikal, kimia perubatan dan botani	26,220	26,265	26,471	26,721
21001	Pembuatan bahan aktif ubat-ubatan untuk digunakan oleh bidang farmakologi dalam pembuatan	18,593	18,571	18,706	18,849
	Industri lain	7,628	7,694	7,765	7,872
221	Pembuatan produk getah	127,583	127,350	126,402	125,912
22111	Pembuatan tayar getah untuk kenderaan	7,887	7,869	6,925	6,910
22112	Pembuatan bunga tayar yang boleh ditukar ganti dan tayar celup	2,056	1,945	1,955	2,013
22191 &	Pembuatan produk lain daripada getah asli atau sintetik, tidak divulkan, divulkan atau dikeraskan	18,010	17,930	18,092	17,962
22193	Pengilangan semula getah dan prosesan susu getah				
22192	Pembuatan sarung tangan getah	67,031	67,375	67,244	67,042
22199	Pembuatan produk getah lain yang t.t.t.l.	32,599	32,231	32,186	31,986
222	Pembuatan produk plastik	157,137	155,262	154,029	153,404
22201 &	Pembuatan produk plastik separa siap	36,348	35,656	34,894	34,573
22202	Pembuatan produk plastik siap				
22203	Pembuatan artikel plastik untuk pembungkusan baranaan	47,488	47,228	46,731	46,636
22204	Pembuatan barangan plastik jurubina	3,417	3,327	3,338	3,349
22205	Pembuatan pinggan mangkuk, peralatan dapur dan barangan tandas daripada plastik	13,298	13,124	12,855	12,925
22209	Pembuatan pelbagai produk plastik t.t.t.l.	56,585	55,927	56,211	55,920
231 (23101 & 23102 & 23109)	Pembuatan kaca dan produk kaca	18,032	17,782	17,691	17,714

2022								Group Description/Period
Sep.	Okt.	Nov.	Dis.	Jan.	Feb.	Mac	Apr.	
67,726	67,613	68,602	67,877	67,971	67,654	65,777	65,246	Manufacture of products of wood, cork, straw and plaiting materials
38,302	37,726	38,045	37,770	37,144	36,803	36,497	36,103	Manufacture of veneer sheets and plywood
6,360	6,450	6,696	6,751	6,880	6,912	6,874	6,824	Manufacture of particle board and fibreboard
11,920	12,021	11,401	11,216	11,224	11,258	9,992	9,877	Manufacture of builders' carpentry
11,144	11,416	12,460	12,141	12,723	12,681	12,414	12,443	Other industry
54,814	55,655	56,618	56,213	56,584	57,016	56,974	56,425	Manufacture of paper and paper products
8,132	8,720	8,785	8,792	8,814	8,720	8,713	8,724	Manufacture of pulp, paper and paperboard
22,055	22,407	22,432	22,313	22,280	22,635	22,656	22,334	Manufacture of corrugated paper and paperboard and of containers of paper and paperboard
1,787	1,773	1,711	1,697	1,746	1,730	1,713	1,675	Manufacture of envelopes and letter-card
10,366	10,337	11,223	10,976	11,052	10,972	10,908	10,842	Manufacture of household and personal hygiene paper
7,256	7,192	7,195	7,192	7,232	7,527	7,510	7,426	Manufacture of gummed or adhesive paper in strips or rolls and labels and wall paper
5,217	5,226	5,272	5,243	5,460	5,431	5,474	5,425	Other industry
62,499	65,050	67,089	67,428	67,482	67,331	67,661	65,412	Printing, service activities related to printing and reproduction of recorded media
50,324	52,451	54,398	54,714	54,758	54,616	55,001	53,211	Printing
12,175	12,600	12,691	12,714	12,724	12,715	12,660	12,201	Service activities related to printing
								Reproduction of recorded media
17,148	17,060	16,982	17,093	17,035	17,282	17,719	17,224	Manufacture of refined petroleum products
48,207	47,951	46,707	46,703	46,975	47,364	47,789	46,889	Manufacture of basic chemicals, fertilizer and nitrogen compounds, plastics and synthetic rubber
7,312	7,243	5,504	5,496	5,652	5,582	5,578	5,578	Manufacture of liquefied or compressed inorganic industrial or medical gases
16,537	16,634	17,993	18,092	18,105	18,175	18,429	18,299	Manufacture of basic organic chemicals
10,481	10,370	9,222	9,123	9,231	9,576	9,547	8,694	Manufacture of inorganic compounds
11,441	11,274	11,307	11,283	11,210	11,221	11,408	11,370	Manufacture of fertilizers
2,436	2,430	2,680	2,710	2,777	2,809	2,826	2,947	Manufacture of associated nitrogen products
								Manufacture of plastics in primary forms
								Other industry
53,091	54,577	55,293	54,990	55,367	54,781	57,439	55,236	Manufacture of other chemical products and man-made fibres
3,826	3,848	4,005	4,044	4,066	3,953	3,964	3,931	Manufacture of pesticides and other agrochemical
9,795	9,821	9,603	9,483	9,832	9,510	11,223	9,350	Manufacture of paints, varnishes and similar
4,893	4,796	4,914	4,911	4,918	4,911	5,760	5,720	Manufacture of printing ink
20,643	20,604	20,680	20,535	20,543	20,381	20,420	19,939	Manufacture of soap and detergents, cleaning and polishing preparations
								Manufacture of perfumes and toilet preparations
								Manufacture of photographic plates, films, sensitized paper and other sensitized unexposed materials
13,436	15,011	15,635	15,564	15,544	15,558	15,603	15,831	Manufacture of writing and drawing ink
								Manufacture of other chemical products n.e.c.
497	497	457	454	464	468	469	465	Other industry
26,547	26,387	25,048	25,092	24,691	24,817	24,800	28,001	Manufacture of pharmaceuticals, medicinal chemical and botanical products
18,614	18,662	18,112	18,048	17,532	17,718	17,686	19,720	Manufacture of medicinal active substances to be used for their pharmacological properties in the manufacture of medicaments
7,932	7,725	6,937	7,044	7,159	7,099	7,114	8,281	Other industry
125,645	125,212	122,967	122,498	125,135	124,663	124,905	130,436	Manufacture of rubber products
6,885	6,839	6,925	7,048	7,166	7,228	7,193	7,702	Manufacture of rubber tyres for vehicles
2,046	2,085	2,235	2,209	2,218	2,129	2,086	2,189	Manufacture of interchangeable tyre treads and retreading rubber tyres
17,343	17,133	16,836	16,796	16,928	16,741	16,690	17,530	Manufacture of other products of natural or synthetic rubber, unvulcanized, vulcanized or hardened
67,256	66,857	63,588	63,232	65,383	64,940	65,658	68,626	Rubber remilina and latex processing
32,114	32,299	33,384	33,212	33,441	33,625	33,278	34,389	Manufacture of rubber gloves
								Manufacture of other rubber products n.e.c.
152,014	152,499	153,703	153,940	152,343	151,129	155,750	157,536	Manufacture of plastics products
34,467	34,547	33,870	33,803	33,435	33,192	35,934	37,138	Manufacture of semi-manufactures of plastic products
								Manufacture of finished plastic products
46,712	47,132	48,154	48,456	47,719	47,285	48,717	49,077	Manufacture of plastic articles for the packing of goods
3,332	3,374	3,332	3,345	3,375	3,357	3,605	3,626	Manufacture of builders' plastics ware
12,920	12,999	13,012	12,961	14,888	14,887	14,992	15,369	Manufacture of plastic tableware, kitchenware and toilet articles
54,582	54,447	55,334	55,375	52,926	52,408	52,503	52,326	Manufacture of diverse plastic products n.e.c.
17,490	18,012	17,921	18,828	19,062	18,882	18,896	18,857	Manufacture of glass and glass products

Kod Kumpulan Group code	Keterangan Kumpulan/Tempoh	2020	2021	2021				2022
				Q1	Q2	Q3	Q4	Q1
239	Pembuatan pengeluaran galian bukan logam f.t.t.l.	85,533	86,772	86,053	84,988	86,338	86,772	86,285
23911	Pembuatan mortar refraktori dan konkrit							
&								
23921	Pembuatan seramik bukan refraktori	11,012	11,409	11,682	11,585	11,268	11,409	10,613
23930	Pembuatan produk porselin dan seramik lain	5,438	5,100	5,171	5,271	5,025	5,100	5,067
23941	Pembuatan simen hidraulik	7,223	7,667	7,393	7,392	7,368	7,667	7,659
23951	Pembuatan konkrit dan mortar siap bancuh dan bancuhan kering	15,696	16,004	14,953	15,129	16,178	16,004	15,409
23952	Pembuatan konkrit pratuangan, simen atau artikel batu buatan yang digunakan dalam pembinaan;							
23953	Pembuatan komponen struktur pasang siap untuk bangunan atau kejuruteraan awam dari simen, batu atau konkrit buatan	29,327	30,295	29,886	28,821	29,458	30,295	30,601
&								
23959	Pembuatan artikel konkrit, simen dan plaster lain f.t.t.l.							
23990	Pembuatan produk mineral bukan logam lain f.t.t.l.	8,190	8,590	8,351	8,199	8,417	8,590	8,994
	Industri lain	8,647	7,707	8,618	8,591	8,624	7,707	7,941
241 (24101 & 24102 & 24103 & 24104 & 24109)	Pembuatan besi dan keluli asas	53,365	54,326	52,662	51,756	50,739	54,326	53,134
242 (24201 & 24202 & 24209)	Pembuatan logam asas berharga dan logam bukan ferus lain	42,793	41,977	43,467	41,629	41,662	41,977	43,474
243	Pengacuan logam	14,524	14,773	15,603	14,511	14,507	14,773	15,641
251 & 252	Pembuatan produk struktur logam, tangki, takungan, penjana wap, senjata dan peluru	60,344	59,684	61,301	57,540	59,885	59,684	59,909
25113	Pembuatan pintu, tingkap dan bingkai, penutup tingkap dan pintu pagar daripada logam	41,143	40,418	42,112	39,080	41,148	40,418	40,766
25119	Pembuatan produk struktur logam lain							
25120	Pembuatan tangki, takungan dan kontena daripada logam	10,782	10,948	10,747	10,497	10,807	10,948	10,865
	Industri lain	8,419	8,319	8,443	7,963	7,930	8,319	8,277
259	Pembuatan lain-lain produk yang direka daripada logam; aktiviti perkhidmatan kerja logam	94,309	96,998	96,655	94,320	94,729	96,998	99,149
25910	Tempaan, tekanan, hentakan dan bentuk gelean logam; serbuk metalurgi	21,355	21,823	21,586	21,444	21,559	21,823	21,931
25920	Rawatan dan penyalutan logam; menggunakan	11,576	12,158	12,771	11,930	11,648	12,158	13,179
25991	Pembuatan tin untuk produk makanan dan minuman, tiub dan kotak boleh dilipat	7,766	7,800	7,681	7,596	7,470	7,800	7,758
25992	Pembuatan kabel, plaited bands (jalur/pita berpintal) dan artikel seumpamanya daripada logam							
25993	Pembuatan bolt, skru, nat dan produk uliran seumpamanya	19,267	19,308	18,955	18,562	19,134	19,308	19,158
25994	Pembuatan barangan rumah daripada logam	3,451	3,194	3,528	3,141	3,064	3,194	3,315
25999	Pembuatan produk lain yang direka daripada logam t.t.t.l.	20,712	22,227	21,812	21,518	21,619	22,227	22,990
	Industri lain	10,183	10,488	10,322	10,127	10,236	10,488	10,817
261	Pembuatan komponen dan papan elektronik	200,705	218,374	204,576	209,068	211,084	218,374	221,659
26101	Pembuatan diod, transistor dan alatan semikonduktor yang seumpamanya							
26102	Pembuatan litar elektronik bersepadu dengan pemasangan mikro	111,358	119,761	113,322	116,030	118,140	119,761	121,453
26103	Pembuatan kapasitor dan perintang elektrik							
&								
26104	Pembuatan papan litar bercetak	75,518	84,490	77,520	78,999	79,110	84,490	85,967
&								
26105	Pembuatan komponen paparan							
26109	Pembuatan komponen lain untuk aplikasi elektronik	13,829	14,124	13,734	14,039	13,835	14,124	14,240
262 (26201 & 26202)	Pembuatan komputer dan kelengkapan peranti	60,287	65,839	61,218	61,865	63,876	65,839	66,588
263/ 26300	Pembuatan peralatan komunikasi	23,686	24,324	23,250	24,201	24,171	24,324	24,324
264/ 26400	Pembuatan peralatan elektronik pengguna	33,999	33,782	33,624	33,516	34,256	33,782	33,826
265	Pembuatan kelengkapan mengukur, menguji, memandu arah dan kawalan; jam tangan dan jam	27,479	29,332	28,566	28,467	28,652	29,332	29,638
26511	Pembuatan kelengkapan mengukur, menguji, memandu arah dan kawalan	21,067	22,605	22,007	22,100	22,424	22,605	22,640
26512	Pembuatan kelengkapan kawalan proses							
26520	Pembuatan jam tangan dan jam dan bahagiannya	6,412	6,727	6,558	6,367	6,228	6,727	6,998
266/ 26600	Pembuatan peralatan penyinaran, perubatan elektro dan elektroterapeutik	12,909	12,927	12,881	13,088	13,384	12,927	12,827

2021	2022	2021				Group Description/Period
(Jan. - Apr.)	(Jan. - Apr.)	Jan.	Feb.	Mar	Apr.	
86,732	86,714	87,300	85,584	86,053	86,732	Manufacture of non-metallic mineral products n.e.c. <i>Manufacture of refractory mortars and concretes</i>
11,683	10,507	11,381	11,074	11,682	11,683	<i>Manufacture of non-refractory ceramic</i>
5,178	5,030	5,501	5,195	5,171	5,178	<i>Manufacture of other porcelain and ceramic products</i>
7,470	7,888	7,393	7,387	7,393	7,470	<i>Manufacture of hydraulic cement</i>
15,292	16,087	16,036	15,022	14,953	15,292	<i>Manufacture of ready-mix and dry-mix concrete and mortars</i>
						<i>Manufacture of precast concrete, cement or artificial stone articles for use in construction</i>
29,888	30,102	29,660	29,743	29,886	29,888	<i>Manufacture of prefabricated structural components for building or civil engineering of cement, concrete or artificial stone</i>
						<i>Manufacture of other articles of concrete, cement and plaster n.e.c.</i>
8,419	8,949	8,366	8,383	8,351	8,419	<i>Manufacture of other non-metallic mineral products n.e.c.</i>
8,804	8,150	8,963	8,780	8,618	8,804	<i>Other industry</i>
51,560	53,358	54,315	52,823	52,662	51,560	Manufacture of basic iron and steel
43,113	43,758	42,928	43,551	43,467	43,113	Manufacture of basic precious and other non-ferrous metals
14,822	14,651	14,616	15,068	15,603	14,822	Casting of metals
60,278	59,372	60,676	60,608	61,301	60,278	Manufacture of structural metal products, tanks, reservoirs, steam generators, weapons and ammunition
41,377	40,145	41,406	41,402	42,112	41,377	<i>Manufacture of metal doors, windows and their frames, shutters and gates</i>
						<i>Manufacture of other structural metal products</i>
10,728	10,975	10,786	10,770	10,747	10,728	<i>Manufacture of tanks, reservoirs and containers of metal</i>
8,172	8,252	8,484	8,436	8,443	8,172	<i>Other industry</i>
95,985	97,668	94,941	95,656	96,655	95,985	Manufacture of other fabricated metal products; metal working service activities
21,509	21,897	21,776	21,738	21,586	21,509	<i>Forging, pressing, stamping and roll-forming of metal; powder metallurgy</i>
12,300	12,435	11,649	12,221	12,771	12,300	<i>Treatment and coating of metals; machining</i>
7,725	7,842	7,878	7,784	7,681	7,725	<i>Manufacture of tins and cans for food products, collapsible tubes and boxes</i>
						<i>Manufacture of metal cable, plaited bands and similar articles</i>
18,816	18,932	19,311	19,074	18,955	18,816	<i>Manufacture of bolts, screws, nuts and similar threaded products</i>
3,485	3,213	3,457	3,492	3,528	3,485	<i>Manufacture of metal household articles</i>
21,878	22,578	20,731	21,221	21,812	21,878	<i>Manufacture of any other fabricated metal products n.e.c.</i>
10,271	10,771	10,139	10,126	10,322	10,271	<i>Other industry</i>
206,925	223,410	200,915	203,356	204,576	206,925	Manufacture of electronic components and boards <i>Manufacture of diodes, transistors and similar semiconductor devices</i>
115,375	123,132	111,476	112,907	113,322	115,375	<i>Manufacture of electronic integrated circuits micro assemblies</i>
						<i>Manufacture of electrical capacitors and resistors</i>
77,705	85,852	75,637	76,630	77,520	77,705	<i>Manufacture of printed circuit boards</i>
						<i>Manufacture of display components</i>
13,845	14,426	13,802	13,819	13,734	13,845	<i>Manufacture of other components for electronic applications</i>
61,137	66,284	61,091	61,454	61,218	61,137	Manufacture of computers and peripheral equipment
23,603	24,524	23,459	23,418	23,250	23,603	Manufacture of communication equipment
33,359	34,526	33,722	33,673	33,624	33,359	Manufacture of consumer electronics
28,611	29,550	28,433	28,471	28,566	28,611	Manufacture of measuring, testing, navigating and control equipment; watches and clocks
22,090	22,651	22,074	22,013	22,007	22,090	<i>Manufacture of measuring, testing, navigating and control equipment</i>
6,521	6,899	6,359	6,458	6,558	6,521	<i>Manufacture of industrial process control equipment</i>
						<i>Manufacture of watches and clocks and parts</i>
12,828	12,714	12,863	12,872	12,881	12,828	Manufacture of irradiation, electromedical and electrotherapeutic equipment

Kod Kumpulan Group code	Keterangan Kumpulan/Tempoh	2021			
		Mei	Jun	Jul.	Ogo.
239	Pembuatan pengeluaran galian bukan logam t.t.t.l.	86,745	84,988	85,553	85,627
23911	Pembuatan mortar refraktori dan konkrit &				
23921	Pembuatan seramik bukan refraktori	11,683	11,585	11,313	11,252
23930	Pembuatan produk porselin dan seramik lain				
23941	Pembuatan simen hidraulik	5,359	5,271	5,227	5,206
23951	Pembuatan konkrit dan mortar siap bancuh dan bancuhan kering	7,418	7,392	7,379	7,357
23952	Pembuatan konkrit pratuangan, simen atau artikel batu buatan yang digunakan dalam pembinaan;	15,337	15,129	15,389	15,811
23953	Pembuatan komponen struktur pasang siap untuk bangunan atau kejuruteraan awam dari simen, batu atau konkrit buatan &				
23959	Pembuatan artikel konkrit, simen dan plaster lain t.t.t.l.	29,741	28,821	29,373	29,177
23990	Pembuatan produk mineral bukan logam lain t.t.t.l. Industri lain	8,478	8,199	8,285	8,250
		8,730	8,591	8,588	8,574
241					
(24101 & 24102 & 24103 & 24104 & 24109)	Pembuatan besi dan keluli asas	51,505	51,756	50,837	50,710
242					
(24201 & 24202 & 24209)	Pembuatan logam asas berharga dan logam bukan ferus lain	42,833	41,629	41,339	41,298
243	Pengacuan logam	14,582	14,511	14,100	14,448
251 & 252	Pembuatan produk struktur logam, tangki, takungan, penjana wap, senjata dan peluru	60,224	57,540	58,258	58,340
25113	Pembuatan pintu, tingkap dan bingkai, penutup & tingkap dan pintu pagar daripada logam	41,579	39,080	39,772	39,969
25119	Pembuatan produk struktur logam lain				
25120	Pembuatan tangki, takungan dan kontena daripada logam Industri lain	10,668	10,497	10,584	10,459
		7,977	7,963	7,901	7,913
259	Pembuatan lain-lain produk yang direka daripada logam; aktiviti perkhidmatan kerja logam	95,505	94,320	93,610	93,585
25910	Tempaan, tekanan, hentakan dan bentuk gelean logam; serbuk metalurgi	21,524	21,444	21,160	21,160
25920	Rawatan dan penyalutan logam; menggunakan	12,218	11,930	11,984	11,726
25991	Pembuatan tin untuk produk makanan dan minuman, tiub dan kotak boleh dilipat	7,647	7,596	7,512	7,461
25992	Pembuatan kabel, plaited bands (jalur/pita berpintal) & artikel seumpamanya daripada logam				
25993	Pembuatan bolt, skru, nat dan produk uliran seumpamanya	18,669	18,562	18,380	18,487
25994	Pembuatan barangan rumah daripada logam	3,507	3,141	3,018	3,035
25999	Pembuatan produk lain yang direka daripada logam t.t.t.l. Industri lain	21,717	21,518	21,359	21,468
		10,223	10,127	10,195	10,248
261	Pembuatan komponen dan papan elektronik	207,783	209,068	209,535	211,189
26101	Pembuatan diod, transistor dan alatan semikonduktor & yang seumpamanya				
26102	Pembuatan litar elektronik bersepadu dengan pemasangan mikro	115,969	116,030	116,405	118,017
26103	Pembuatan kapasitor dan perintang elektrik &				
26104	Pembuatan papan litar bercetak &	77,823	78,999	79,154	79,289
26105	Pembuatan komponen paparan				
26109	Pembuatan komponen lain untuk aplikasi elektronik	13,991	14,039	13,975	13,883
262					
(26201 & 26202)	Pembuatan komputer dan kelengkapan peranti	61,768	61,865	62,743	63,212
263/ 26300	Pembuatan peralatan komunikasi	23,855	24,201	24,107	24,231
264/ 26400	Pembuatan peralatan elektronik pengguna	33,670	33,516	31,842	33,292
265	Pembuatan kelengkapan mengukur, menguji, memandu arah dan kawalan; jam tangan dan jam	28,664	28,467	28,465	28,644
26511	Pembuatan kelengkapan mengukur, menguji, & memandu arah dan kawalan	22,176	22,100	22,219	22,384
26512	Pembuatan kelengkapan kawalan proses				
26520	Pembuatan jam tangan dan jam dan bahagiannya	6,488	6,367	6,246	6,261
266/ 26600	Pembuatan peralatan penyinaran, perubatan elektro dan elektroterapeutik	12,905	13,088	13,284	13,448

2022								Group Description/Period
Sep.	Okt.	Nov.	Dis.	Jan.	Feb.	Mac	Apr.	
86,338	85,832	86,536	86,772	87,601	86,032	86,285	86,714	Manufacture of non-metallic mineral products n.e.c. Manufacture of refractory mortars and concretes
11,268	10,991	11,338	11,409	10,694	10,459	10,613	10,507	Manufacture of non-refractory ceramic
5,025	5,115	5,087	5,100	5,190	5,132	5,067	5,030	Manufacture of other porcelain and ceramic products
7,368	7,370	7,642	7,667	7,687	7,697	7,659	7,888	Manufacture of hydraulic cement
16,178	15,710	15,973	16,004	16,143	15,368	15,409	16,087	Manufacture of ready-mix and dry-mix concrete and mortars
								Manufacture of precast concrete, cement or artificial stone articles for use in construction
29,458	29,408	30,169	30,295	30,821	30,287	30,601	30,102	Manufacture of prefabricated structural components for building or civil engineering of cement, concrete or artificial stone
8,417	8,605	8,624	8,590	8,927	9,021	8,994	8,949	Manufacture of other articles of concrete, cement n.e.c.
8,624	8,633	7,703	7,707	8,139	8,067	7,941	8,150	Other industry
50,739	51,914	51,801	54,326	54,006	52,709	53,134	53,358	Manufacture of basic iron and steel
41,662	41,874	41,967	41,977	42,550	43,684	43,474	43,758	Manufacture of basic precious and other non-ferrous metals
14,507	14,504	14,750	14,773	15,364	15,691	15,641	14,651	Casting of metals
59,885	60,091	59,486	59,684	59,751	59,357	59,909	59,372	Manufacture of structural metal products, tanks, reservoirs, steam generators, weapons and ammunition
41,148	41,208	40,222	40,418	40,558	40,308	40,766	40,145	Manufacture of metal doors, windows and their frames, shutters and gates
10,807	10,869	10,959	10,948	10,864	10,907	10,865	10,975	Manufacture of other structural metal products
7,930	8,015	8,305	8,319	8,330	8,142	8,277	8,252	Manufacture of tanks, reservoirs and containers of metal
								Other industry
94,729	95,369	96,059	96,998	97,460	97,873	99,149	97,668	Manufacture of other fabricated metal products; metal working service activities
21,559	21,716	21,806	21,823	22,053	22,104	21,931	21,897	Forging, pressing, stamping and roll-forming of metal; powder metallurgy
11,648	11,872	12,055	12,158	12,243	12,636	13,179	12,435	Treatment and coating of metals; machining
7,470	7,600	7,685	7,800	7,949	7,881	7,758	7,842	Manufacture of tins and cans for food products, collapsible tubes and boxes
								Manufacture of metal cable, plaited bands and similar articles
19,134	19,015	19,260	19,308	19,189	19,230	19,158	18,932	Manufacture of bolts, screws, nuts and similar threaded products
3,064	3,057	3,210	3,194	3,174	3,202	3,315	3,213	Manufacture of metal household articles
21,619	21,710	21,563	22,227	22,348	22,213	22,990	22,578	Manufacture of any other fabricated metal products n.e.c.
10,236	10,399	10,480	10,488	10,504	10,607	10,817	10,771	Other industry
211,084	215,201	216,965	218,374	217,493	219,452	221,659	223,410	Manufacture of electronic components and boards Manufacture of diodes, transistors and similar semiconductor devices
118,140	118,487	119,077	119,761	118,738	119,920	121,453	123,132	Manufacture of electronic integrated circuits micro assemblies
								Manufacture of electrical capacitors and resistors
79,110	82,840	83,795	84,490	84,511	85,312	85,967	85,852	Manufacture of printed circuit boards
								Manufacture of display components
13,835	13,874	14,092	14,124	14,244	14,220	14,240	14,426	Manufacture of other components for electronic applications
63,876	63,930	65,743	65,839	66,148	66,213	66,588	66,284	Manufacture of computers and peripheral equipment
24,171	24,286	24,497	24,324	24,003	24,284	24,324	24,524	Manufacture of communication equipment
34,256	34,864	34,181	33,782	34,126	33,941	33,826	34,526	Manufacture of consumer electronics
28,652	28,749	29,282	29,332	29,553	29,454	29,638	29,550	Manufacture of measuring, testing, navigating and control equipment; watches and clocks
22,424	22,567	22,516	22,605	22,822	22,666	22,640	22,651	Manufacture of measuring, testing, navigating and control equipment
6,228	6,181	6,766	6,727	6,731	6,787	6,998	6,899	Manufacture of industrial process control equipment
								Manufacture of watches and clocks and parts
13,384	13,324	12,968	12,927	12,854	12,808	12,827	12,714	Manufacture of irradiation, electromedical and electrotherapeutic equipment

Kod Kumpulan Group code	Keterangan Kumpulan/Tempoh	2020	2021	2021				2022
				Q1	Q2	Q3	Q4	Q1
267 (26701 & 26702) & 268 (26800)	Pembuatan peralatan optikal, kelengkapan fotografi, media magnetik dan optikal	6,472	5,900	6,353	6,352	6,261	5,900	5,643
271	Pembuatan motor elektrik, penjana, transformer dan perkakasan pengagihan dan pengawalan elektrik	40,572	43,287	41,568	40,743	42,472	43,287	43,237
	27101 Pembuatan motor elektrik, penjana dan transformer	17,997	19,041	19,015	18,385	18,891	19,041	19,128
	27102 Pembuatan perkakasan pengagihan dan penaawalan elektrik	22,575	24,245	22,552	22,358	23,582	24,245	24,109
272/ 27200	Pembuatan bateri dan akumulator	8,792	8,019	8,964	8,620	8,604	8,019	8,489
273	Pembuatan pendawaian dan peranti pendawaian	22,421	24,181	21,783	22,241	23,044	24,181	23,924
	27310 Pembuatan kabel gentian optikal	890	887	887	874	946	887	937
	27320 Pembuatan wayar dan kabel elektronik dan elektrik lain	20,112	21,561	19,449	19,631	20,353	21,561	21,213
	27330 Pembuatan alatan pendawaian pembawa dan bukan pembawa arus untuk litar elektrik (tanpa mengira jenis bahan)	1,419	1,733	1,447	1,736	1,745	1,733	1,774
274/ 27400	Pembuatan kelengkapan pencahayaan elektrik	4,551	3,692	4,415	4,321	4,105	3,692	3,642
275/ 27500	Pembuatan perkakasan domestik	14,831	15,318	15,462	15,009	14,755	15,318	15,787
279/ 27900	Pembuatan kelengkapan elektrik lain	7,545	7,583	7,466	7,335	7,381	7,583	7,727
281 & 282	Pembuatan jentera kegunaan umum dan kegunaan khas	91,983	92,969	92,497	93,644	91,587	92,969	93,591
	28120 Pembuatan alat-alat kuasa bendalir &							
	28130 Pembuatan pam, pemampat, kepala paip dan injap lain	6,219	7,625	6,250	6,121	6,262	7,625	7,756
	28180 Pembuatan alatan tangan yang menggunakan kuasa dilengkapkan dengan motor elektrik atau bukan motor elektrik atau pneumatik	23,763	22,560	23,726	23,781	23,311	22,560	22,721
	28220 Pembuatan jentera pembentukan logam dan alatan mesin							
	28192 Pembuatan mesin penyaman udara, termasuk untuk kenderaan bermotor	9,507	8,760	9,240	9,077	8,696	8,760	9,434
	28290 Pembuatan lain-lain mesin bertujuan khas f.t.t.l. Industri lain	9,915	9,574	9,890	9,850	9,395	9,574	9,900
		42,579	44,450	43,391	44,816	43,922	44,450	43,781
291 (29101 & 29102)	Pembuatan kenderaan bermotor	23,829	24,246	23,975	23,655	23,976	24,246	24,441
292/ 29200	Pembuatan kerangka (coachwork) untuk kenderaan bermotor; pembuatan treler dan semi treler	6,578	6,504	6,509	6,563	6,572	6,504	6,672
293/ 29300	Pembuatan alat ganti dan aksesori untuk kenderaan bermotor	52,586	53,048	52,742	52,493	52,484	53,048	53,903
301 (30110 & 30120)	Pembinaan kapal dan bot	12,926	12,847	13,318	12,340	12,971	12,847	13,252
302, 303, 304 & 309	Pembuatan lokomotif keretapi, rolling stock, kapal angkasa dan udara, jentera berkitan, kenderaan tempur ketenteraan, dan kelengkapan pengangkutan f.t.t.l.	28,327	28,749	29,773	28,366	28,632	28,749	30,075
	30910 Pembuatan motosikal	11,021	11,399	11,645	11,084	11,280	11,399	11,960
	30920 Pembuatan basikal dan invalid carriages Industri lain	3,467	3,222	3,861	3,372	3,237	3,222	3,428
		13,839	14,129	14,267	13,910	14,115	14,129	14,688
310	Pembuatan perabot	73,877	76,839	75,614	72,124	77,542	76,839	78,959
	31001 Pembuatan perabot kayu dan rotan Industri lain	55,809	58,845	56,642	53,543	58,867	58,845	60,777
		18,068	17,994	18,971	18,581	18,674	17,994	18,182
321 (32110 & 32120)	Pembuatan barang kemas, bijouterie dan artikel berkaitan	5,635	5,401	5,436	5,268	5,284	5,401	5,335
322, 325 & 329	Pembuatan instrumen muzik, peralatan dan bekalan perubatan dan pergigian dan pembuatan lain f.t.t.l.	24,317	26,303	25,614	25,402	25,565	26,303	26,627
	32901 Pembuatan alat tulis Industri lain	6,148	6,332	6,063	5,975	6,016	6,332	6,137
		18,169	19,972	19,551	19,427	19,549	19,972	20,490
323/ 32300	Pembuatan barangan sukan	2,360	2,667	2,652	2,564	2,526	2,667	2,614
324/ 32400	Pembuatan permainan dan mainan	4,826	4,851	4,882	4,698	4,800	4,851	4,936
331 & 332	Pembaikan pemasangan produk logam, jentera, kelengkapan dan pemasangan jentera perindustrian dan kelengkapan	39,976	41,456	41,113	40,018	41,003	41,456	42,865
	33150 Pembaikan dan penyelenggaraan kelengkapan pengangkutan kecuali motosikal dan basikal Industri lain	7,112	6,594	6,963	6,648	6,610	6,594	6,667
		32,864	34,861	34,151	33,370	34,392	34,861	36,198
Jumlah Pembuatan		2,199,195	2,259,619	2,233,545	2,215,420	2,231,406	2,259,619	2,287,325

2021		2022		2021		Group Description/Period
(Jan. - Apr.)	(Jan. - Apr.)	Jan.	Feb.	Mar	Apr.	
6,366	5,859	6,463	6,398	6,353	6,366	Manufacture of optical instruments, photographic equipment, magnetic and optical media
40,844	42,301	41,462	41,486	41,568	40,844	Manufacture of electric motors, generators, transformers and electricity distribution and control apparatus
18,482	18,574	18,932	18,974	19,015	18,482	Manufacture of electric motors, generators and transformers
22,362	23,727	22,530	22,512	22,552	22,362	Manufacture of electricity distribution and control apparatus
8,913	8,388	8,982	8,923	8,964	8,913	Manufacture of batteries and accumulators
21,562	24,027	22,193	21,960	21,783	21,562	Manufacture of wiring and wiring devices
871	946	878	883	887	871	Manufacture of fibre optic cables
19,235	21,312	19,886	19,639	19,449	19,235	Manufacture of other electronic and electric wires and cables
1,457	1,770	1,429	1,438	1,447	1,457	Manufacture of current-carrying and non current-carrying wiring devices for electrical circuits regardless of material
4,354	3,652	4,529	4,471	4,415	4,354	Manufacture of electric lighting equipment
15,283	15,574	14,887	14,826	15,462	15,283	Manufacture of domestic appliances
7,451	7,697	7,510	7,488	7,466	7,451	Manufacture of other electrical equipment
92,927	94,805	92,485	93,802	92,497	92,927	Manufacture of general-purpose and special-purpose machinery
6,305	7,678	6,213	6,232	6,250	6,305	Manufacture of fluid power equipment
24,041	22,797	23,589	24,069	23,726	24,041	Manufacture of other pumps, compressors, taps and valves
9,212	9,334	9,203	9,267	9,240	9,212	Manufacture of power-driven hand tools with self-contained electric or non-electric motor or pneumatic drives
10,046	9,955	9,937	9,913	9,890	10,046	Manufacture of metal-forming machinery and machine tools
43,323	45,041	43,542	44,321	43,391	43,323	Manufacture of air-conditioning machines, including for motor vehicles
23,945	24,098	23,849	24,062	23,975	23,945	Manufacture of other special-purpose machinery n.e.c.
6,642	6,814	6,610	6,606	6,509	6,642	Manufacture of motor vehicles
52,895	54,112	52,479	52,810	52,742	52,895	Manufacture of bodies (coachwork) for motor vehicles; manufacture of trailers and semi-trailers
12,565	13,056	13,112	13,153	13,318	12,565	Manufacture of parts and accessories for motor vehicles
28,817	29,858	29,686	29,734	29,773	28,817	Building of ships and boats
11,202	11,684	11,329	11,486	11,645	11,202	Manufacture of railway locomotives, rolling stock, air and spacecraft, related machinery, military fighting vehicles and transport equipment n.e.c
3,504	3,458	3,846	3,853	3,861	3,504	Manufacture of motorcycles
14,111	14,716	14,511	14,395	14,267	14,111	Manufacture of bicycles and invalid carriages
76,594	80,154	75,049	75,267	75,614	76,594	Manufacture of furniture
57,602	61,922	56,054	56,219	56,642	57,602	Manufacture of wooden and cane furniture
18,991	18,232	18,995	19,047	18,971	18,991	Other industry
5,406	5,409	5,770	5,701	5,436	5,406	Manufacture of jewellery, bijouterie and related articles
25,717	26,676	24,996	25,486	25,614	25,717	Manufacture of musical instruments, medical and dental instruments and supplies and other manufacturing n.e.c.
6,053	6,181	6,163	6,047	6,063	6,053	Manufacture of stationery
19,664	20,496	18,833	19,439	19,551	19,664	Other industry
2,604	2,625	2,636	2,644	2,652	2,604	Manufacture of sports goods
4,805	4,833	4,912	4,847	4,882	4,805	Manufacture of games and toys
41,056	43,097	41,454	41,750	41,113	41,056	Repair of fabricated metal products, machinery and equipment and installation of industrial machinery and equipment
6,963	6,724	7,278	7,123	6,963	6,963	Repair and maintenance of transport equipment except motorcycles and bicycles
34,093	36,373	34,177	34,628	34,151	34,093	Other industry
2,235,004	2,291,470	2,225,697	2,228,415	2,233,545	2,235,004	Total Manufacturing

Kod Kumpulan Group code	Keterangan Kumpulan/Tempoh	2021			
		Mei	Jun	Jul.	Ogo.
267 (26701 & 26702) & 268 (26800)	Pembuatan peralatan optikal, kelengkapan fotografi, media magnetik dan optikal	6,392	6,352	6,229	6,310
271	Pembuatan motor elektrik, penjana, transformer dan perkakasan pengagihan dan pengawalan elektrik	40,743	40,743	40,648	41,650
27101	Pembuatan motor elektrik, penjana dan transformer	18,337	18,385	18,476	18,568
27102	Pembuatan perkakasan pengagihan dan penaawalan elektrik	22,406	22,358	22,172	23,082
272/ 27200	Pembuatan bateri dan akumulator	9,007	8,620	8,504	8,992
273	Pembuatan pendawaian dan peranti pendawaian	21,782	22,241	22,123	22,611
27310	Pembuatan kabel gentian optikal	878	874	886	883
27320	Pembuatan wayar dan kabel elektronik dan elektrik lain	19,434	19,631	19,506	19,983
27330	Pembuatan alatan pendawaian pembawa dan bukan pembawa arus untuk litar elektrik (tanpa mengira jenis bahan)	1,471	1,736	1,731	1,745
274/ 27400	Pembuatan kelengkapan pencahayaan elektrik	4,327	4,321	4,237	4,154
275/ 27500	Pembuatan perkakasan domestik	15,137	15,009	14,792	14,808
279/ 27900	Pembuatan kelengkapan elektrik lain	7,441	7,335	7,347	7,310
281 & 282	Pembuatan jentera kegunaan umum dan kegunaan khas	92,530	93,644	91,679	91,687
28120 &	Pembuatan alat-alat kuasa bendalir				
28130	Pembuatan pam, pemampat, kepala paip dan injap lain	6,268	6,121	6,217	6,232
28180 &	Pembuatan alatan tangan yang menggunakan kuasa dilengkapi dengan motor elektrik atau bukan motor elektrik atau pneumatik	23,846	23,781	23,448	23,383
28220	Pembuatan jentera pembentukan logam dan alatan mesin				
28192	Pembuatan mesin penyaman udara, termasuk untuk kenderaan bermotor	9,096	9,077	8,592	8,658
28290	Pembuatan lain-lain mesin bertujuan khas f.t.t.l. Industri lain	10,069	9,850	9,859	9,746
		43,252	44,816	43,563	43,668
291 (29101 & 29102)	Pembuatan kenderaan bermotor	23,891	23,655	23,434	23,526
292/ 29200	Pembuatan kerangka (coachwork) untuk kenderaan bermotor; pembuatan treler dan semi treler	6,676	6,563	6,546	6,550
293/ 29300	Pembuatan alat ganti dan aksesori untuk kenderaan bermotor	52,709	52,493	52,226	51,997
301 (30110 & 30120)	Pembinaan kapal dan bot	12,629	12,340	12,325	12,356
302, 303, 304 & 309	Pembuatan lokomotif keretapi, rolling stock, kapal angkasa dan udara, jentera berkaitan, kenderaan tempur ketenteraan, dan kelengkapan pengangkutan f.t.t.l.	28,650	28,366	28,305	28,231
30910	Pembuatan motosikal	11,113	11,084	11,045	11,042
30920	Pembuatan basikal dan invalid carriages Industri lain	3,445	3,372	3,338	3,262
		14,093	13,910	13,922	13,927
310	Pembuatan perabot	76,376	72,124	70,706	70,892
31001	Pembuatan perabot kayu dan rotan Industri lain	57,460	53,543	52,111	52,285
		18,916	18,581	18,594	18,607
321 (32110 & 32120)	Pembuatan barang kemas, bijouterie dan artikel berkaitan	5,368	5,268	5,338	5,327
322, 325 & 329	Pembuatan instrumen muzik, peralatan dan bekalan perubatan dan pergigian dan pembuatan lain f.t.t.l.	25,691	25,402	25,395	25,385
32901	Pembuatan alat tulis Industri lain	6,026	5,975	5,957	5,929
		19,665	19,427	19,437	19,456
323/ 32300	Pembuatan barangan sukan	2,601	2,564	2,562	2,537
324/ 32400	Pembuatan permainan dan mainan	4,731	4,698	4,699	4,715
331 & 332	Pembaikan pemasangan produk logam, jentera, kelengkapan dan pemasangan jentera perindustrian dan kelengkapan	40,989	40,018	40,374	40,635
33150	Pembaikan dan penyelenggaraan kelengkapan pengangkutan kecuali motosikal dan basikal Industri lain	6,982	6,648	6,618	6,602
		34,008	33,370	33,756	34,033
Jumlah Pembuatan		2,236,459	2,215,420	2,210,084	2,213,715

2022								Group Description/Period
Sep.	Okt.	Nov.	Dis.	Jan.	Feb.	Mac	Apr.	
6,261	6,245	5,881	5,900	5,601	5,674	5,643	5,859	Manufacture of optical instruments, photographic equipment, magnetic and optical media
42,472	42,612	42,531	43,287	43,546	43,361	43,237	42,301	Manufacture of electric motors, generators, transformers and electricity distribution and control
18,891	18,853	18,717	19,041	19,281	19,161	19,128	18,574	Manufacture of electric motors, generators and transformers
23,582	23,759	23,815	24,245	24,265	24,200	24,109	23,727	Manufacture of electricity distribution and control apparatus
8,604	8,585	8,093	8,019	8,030	8,513	8,489	8,388	Manufacture of batteries and accumulators
23,044	23,442	23,827	24,181	24,094	23,788	23,924	24,027	Manufacture of wiring and wiring devices
946	944	860	887	884	884	937	946	Manufacture of fibre optic cables
20,353	20,748	21,203	21,561	21,457	21,151	21,213	21,312	Manufacture of other electronic and electric wires and cables
1,745	1,750	1,764	1,733	1,753	1,753	1,774	1,770	Manufacture of current-carrying and non current-carrying wiring devices for electrical circuits regardless of material
4,105	4,067	3,717	3,692	3,705	3,698	3,642	3,652	Manufacture of electric lighting equipment
14,755	15,033	15,193	15,318	15,393	15,300	15,787	15,574	Manufacture of domestic appliances
7,381	7,336	7,591	7,583	7,631	7,593	7,727	7,697	Manufacture of other electrical equipment
91,587	91,552	93,169	92,969	93,820	95,057	93,591	94,805	Manufacture of general-purpose and special-purpose machinery
6,262	6,181	7,742	7,625	7,649	7,703	7,756	7,678	Manufacture of fluid power equipment
23,311	23,353	22,634	22,560	22,670	23,030	22,721	22,797	Manufacture of other pumps, compressors, taps and valves
8,696	8,497	8,681	8,760	9,300	9,415	9,434	9,334	Manufacture of power-driven hand tools with self-contained electric or non-electric motor or pneumatic drives
9,395	9,478	9,512	9,574	9,728	9,855	9,900	9,955	Manufacture of metal-forming machinery and machine tools
43,922	44,043	44,599	44,450	44,473	45,054	43,781	45,041	Manufacture of air-conditioning machines, including for motor vehicles
23,976	24,115	24,148	24,246	24,294	24,524	24,441	24,098	Manufacture of other special-purpose machinery
6,572	6,598	6,534	6,504	6,514	6,757	6,672	6,814	Other industry
52,484	52,880	52,920	53,048	53,581	53,814	53,903	54,112	Manufacture of motor vehicles
12,971	13,048	13,103	12,847	13,103	13,066	13,252	13,056	Manufacture of bodies (coachwork) for motor vehicles; manufacture of trailers and semi-trailers
28,632	28,911	28,889	28,749	29,738	29,978	30,075	29,858	Manufacture of parts and accessories for motor vehicles
11,280	11,521	11,495	11,399	11,680	11,785	11,960	11,684	Building of ships and boats
3,237	3,230	3,231	3,222	3,442	3,431	3,428	3,458	Manufacture of railway locomotives, rolling stock, air and spacecraft, related machinery, military fighting vehicles and transport equipment n.e.c
14,115	14,160	14,163	14,129	14,616	14,763	14,688	14,716	Manufacture of motorcycles
77,542	76,979	77,243	76,839	78,359	78,533	78,959	80,154	Manufacture of bicycles and invalid carriages
58,867	58,517	58,980	58,845	60,314	60,211	60,777	61,922	Other industry
18,674	18,462	18,263	17,994	18,045	18,322	18,182	18,232	Manufacture of furniture
5,284	5,319	5,431	5,401	5,507	5,602	5,335	5,409	Manufacture of wooden and cane furniture
25,565	25,737	26,138	26,303	26,385	26,487	26,627	26,676	Other industry
6,016	6,161	6,285	6,332	6,288	6,308	6,137	6,181	Manufacture of jewellery, bijouterie and related articles
19,549	19,576	19,854	19,972	20,097	20,180	20,490	20,496	Manufacture of musical instruments, medical and dental instruments and supplies and other manufacturing n.e.c.
2,526	2,548	2,633	2,667	2,692	2,606	2,614	2,625	Manufacture of stationery
4,800	4,818	4,783	4,851	4,853	5,006	4,936	4,833	Other industry
41,003	41,610	41,922	41,456	42,529	42,470	42,865	43,097	Manufacture of sports goods
6,610	6,570	6,761	6,594	6,754	6,628	6,667	6,724	Manufacture of games and toys
34,392	35,040	35,161	34,861	35,775	35,842	36,198	36,373	Repair of fabricated metal products, machinery and equipment and installation of industrial machinery and equipment
								Repair and maintenance of transport equipment except motorcycles and bicycles
								Other industry
2,231,406	2,241,048	2,253,574	2,259,619	2,274,146	2,275,927	2,287,325	2,291,470	Total Manufacturing

Jadual Table 1.5b : Bilangan Pekerja Bergaji Sektor Pembuatan Mengikut Kumpulan: Perubahan Peratusan Tahunan
 : Number of Paid Employees of Manufacturing Sector by Group: Annual Percentage Change

Kod Kumpulan Group code	Keterangan Kumpulan/Tempoh	2020	2021	2021				2022					
				Q1	Q2	Q3	Q4	Q1	(Jan. - Apr.)	(Jan. - Apr.)	Jan.	Feb.	Mac
101	Pemprosesan dan pengawetan daging	-4.3	1.1	-0.7	1.2	2.0	1.1	-0.02	-0.2	-0.1	2.2	0.1	-0.7
102	Pemprosesan dan pengawetan ikan, krustasea dan moluska	-9.3	2.2	-1.0	-0.4	-0.1	2.2	-2.3	5.5	-0.1	0.4	-1.4	-1.0
	10201 Pengetinan ikan, krustasea dan moluska &												
	10202 Pemprosesan dan pengawetan ikan, krustasea dan moluska	-7.0	-0.6	-0.3	-0.8	-1.4	-0.6	-3.5	4.2	-1.0	2.0	-0.2	-0.3
	Industri lain	-20.9	19.5	-4.9	2.1	7.9	19.5	4.2	13.9	5.1	-7.8	-7.7	-4.9
103	Pemprosesan dan pengawetan buah-buahan dan sayur - sayuran	5.5	-9.1	-2.5	-7.9	-8.7	-9.1	-9.1	-14.5	-10.1	-4.5	-4.4	-2.5
	10303 Pengetinan nanas &	9.8	-50.6	8.0	6.9	-51.0	-50.6	-57.0	9.1	-53.7	6.2	7.5	8.0
	10304 Pembuatan jem, marmalad dan sajian jeli Industri lain	5.0	-4.5	-3.6	-9.3	-4.0	-4.5	-3.8	-16.5	-5.3	-5.6	-5.6	-3.6
104	Pembuatan minyak dan lemak daripada sayuran dan haiwan	-1.3	2.9	-1.9	-3.2	-0.3	2.9	3.2	-2.9	3.0	-3.9	-3.7	-1.9
	10404 Pembuatan minyak sayuran mentah dan bertapis &	-1.8	5.5	-2.5	3.5	-0.1	5.5	1.8	5.6	2.7	-8.2	-3.8	-2.5
	10406 Pembuatan sebatian lemak masakan	-1.8	2.9	2.2	0.8	0.3	2.9	3.5	1.4	6.4	-2.4	2.2	2.2
	10405 Pembuatan minyak kelapa Industri lain	-1.3	2.7	-2.0	-3.7	-0.3	2.7	3.3	-3.5	2.9	-3.7	-3.9	-2.0
105	Pembuatan produk tenusu	-4.2	1.8	4.8	4.1	3.2	1.8	-5.2	5.3	-5.7	-2.5	-0.5	4.8
	10502 Pembuatan susu pekat, tepung dan sejat Industri lain	-7.7	3.1	3.9	5.2	4.0	3.1	-5.9	6.2	-6.1	-2.9	-2.1	3.9
		7.1	-1.7	7.4	0.9	0.9	-1.7	-3.4	2.8	-4.3	-1.1	4.6	7.4
106	Pembuatan produk bijian, kanji dan produk berkanji	1.0	5.1	-0.9	2.2	5.1	5.1	3.2	-1.1	4.0	-0.3	-0.3	-0.9
	10611 Pengilangan beras	0.7	4.5	0.9	2.5	8.3	4.5	2.3	-0.4	4.1	1.5	1.3	0.9
	10613 Pengilangan tepung Industri lain	1.4	5.6	-1.1	2.1	2.6	5.6	5.0	0.6	4.8	-1.5	-0.8	-1.1
		0.3	5.2	-7.6	1.0	1.0	5.2	-0.9	-10.6	0.1	-3.5	-5.3	-7.6
107	Pembuatan produk makanan lain	2.2	6.4	4.6	4.7	4.5	6.4	4.8	6.0	3.8	3.6	4.5	4.6
	10711 Pembuatan biskut dan cookies	5.0	18.4	1.6	-1.1	-2.5	18.4	20.4	0.0	19.0	0.8	1.7	1.6
	10712 Pembuatan roti, kek dan produk bakeri lain	-4.8	7.5	-3.8	5.6	6.5	7.5	2.1	1.4	1.7	-5.6	-3.9	-3.8
	10713 Pembuatan produk snek	-2.8	-3.8	-1.8	-1.1	-3.6	-3.8	-5.1	-2.5	-4.1	-1.8	-1.4	-1.8
	10721 Pembuatan gula	-11.5	-3.2	-10.9	-12.1	0.2	-3.2	-2.7	-11.3	-3.5	-12.3	-11.3	-10.9
	10731 Pembuatan produk koko	-1.7	-5.1	-4.6	-10.8	-12.2	-5.1	-3.8	-4.5	-2.6	-4.5	-3.3	-4.6
	10732 Pembuatan coklat dan produk coklat &	-11.8	-8.0	-8.2	-5.0	-6.2	-8.0	-8.5	-6.6	-8.9	-6.9	-9.1	-8.2
	10733 Pembuatan konfeksi gula	2.7	18.4	17.3	11.3	11.3	18.4	13.5	16.3	12.1	20.6	18.3	17.3
	10793 Pembuatan sos dan bahan perasa	8.9	7.6	26.2	19.5	18.5	7.6	14.5	27.1	8.6	20.7	25.1	26.2
	10799 Pembuatan produk makanan lain f.t.t.l. Industri lain	13.4	5.4	9.8	5.6	5.3	5.4	2.1	10.4	1.9	9.5	10.2	9.8
108/10800	Pembuatan makanan haiwan tersedia	-4.6	-16.9	-6.8	-6.1	-16.7	-16.9	-16.4	-3.0	-13.6	-8.5	-8.2	-6.8
110	Pembuatan minuman ringan	-10.7	1.7	-10.6	-2.1	0.7	1.7	1.2	-2.5	3.2	-11.5	-11.4	-10.6
	11041 Pembuatan minuman ringan	-9.2	0.0	-12.9	-2.7	-2.8	0.0	2.3	-3.0	4.2	-13.4	-13.9	-12.9
	11042 Pengeluaran air mineral semulajadi dan minuman lain yang dibotolkan Industri lain	-11.6	-3.6	-8.6	-6.3	-4.1	-3.6	-5.4	-3.1	-4.2	-9.5	-9.3	-8.6
		-18.8	34.0	0.9	17.6	45.2	34.0	11.4	2.1	17.1	-3.5	1.0	0.9
120/12000	Pembuatan produk tembakau	-27.4	3.3	-12.8	17.6	11.1	3.3	0.1	19.4	1.1	-22.4	-11.5	-12.8
131	Pemintalan, penenunan dan penyiapan tekstil	-7.4	-0.4	-7.4	-6.7	-2.8	-0.4	-1.8	-1.6	-3.0	-10.9	-9.1	-7.4
	13110 Penyediaan dan pemintalan gentian tekstil &	-2.7	-5.8	-4.2	-5.1	-6.6	-5.8	-7.5	-2.3	-8.7	-7.6	-5.4	-4.2
	13120 Penenunan tekstil												
	13132 Pewarnaan, pelunturan, percetakan dan penyiapan akhir benang dan fabrik Industri lain	-16.9	26.6	-14.6	-6.9	16.0	26.6	22.8	-13.5	21.3	-20.4	-18.3	-14.6
		-23.4	-37.5	-16.1	-27.3	-26.6	-37.5	-30.2	284.6	-31.2	-12.0	-14.8	-16.1
139	Pembuatan tekstil lain	-4.1	8.2	-1.7	1.4	3.6	8.2	3.2	3.6	3.8	-4.4	-6.1	-1.7
	13910 Pembuatan fabrik dikait dan dikrusye Industri lain	-5.6	10.9	-3.4	3.4	5.4	10.9	8.4	2.0	7.3	-1.7	-3.0	-3.4
		-3.1	6.5	-0.6	0.1	2.4	6.5	-0.2	4.7	1.4	-6.1	-8.0	-0.6
141	Pembuatan pakaian, kecuali pakaian berbulu	-21.5	1.9	-23.2	-19.0	-8.9	1.9	2.8	-16.3	2.5	-23.9	-23.4	-23.2
	14102 Pembuatan pakaian Industri lain	-26.1	3.2	-27.6	-21.5	-8.0	3.2	3.1	-21.6	2.5	-28.5	-27.7	-27.6
		-7.0	-1.3	-9.3	-11.5	-11.3	-1.3	2.1	0.9	2.5	-9.7	-9.9	-9.3
142 & 143	Pembuatan artikel daripada kulit bulu dan pakaian yang dikait dan dikrusye	-23.7	-19.1	-30.8	-12.2	-20.1	-19.1	-12.1	-13.8	-10.9	-28.1	-29.2	-30.8
151 (15110 & 15120)	Penyamakan dan pembersihan kulit, pembuatan begasi, beg tangan, pelana dan abah-abah pembersihan dan pewarnaan bulu	0.04	7.7	0.4	2.7	7.4	7.7	5.8	4.0	4.5	-0.4	0.5	0.4
152	Pembuatan kasut	-5.0	0.3	-5.0	-5.5	-0.9	0.3	0.9	0.4	1.1	-4.5	-6.0	-5.0
	15201 Pembuatan kasut kulit &	-6.7	-2.0	-7.6	-5.9	-4.2	-2.0	0.4	4.0	-1.0	-5.2	-10.1	-7.6
	15203 Pembuatan kasut getah Industri lain	-2.9	3.2	-1.6	-5.1	3.0	3.2	1.4	-3.8	3.9	-3.7	-0.3	-1.6
161/16100	Pengilangan dan pengetaman kayu	-6.4	4.2	-6.6	-5.9	2.9	4.2	3.6	12.5	2.8	-10.2	-9.8	-6.6

2021												2022												Group Description/Period	
Apr.	Mei	Jun	Jul.	Ogo.	Sep.	Okt.	Nov.	Dis.	Jan.	Feb.	Mac.	Apr.	Apr.	Mei	Jun	Jul.	Ogo.	Sep.	Okt.	Nov.	Dis.	Jan.	Feb.		Mac.
-0.2	0.5	1.2	1.4	0.8	2.0	2.5	1.9	1.1	1.3	1.4	-0.02	-0.1	Processing and preserving of meat												
5.5	3.6	-0.4	-0.4	-1.1	-0.1	-0.1	0.5	2.2	-0.3	-2.2	-2.3	-0.1	Processing and preserving of fish, crustaceans and molluscs Canning of fish, crustaceans and molluscs												
4.2	2.5	-0.8	-1.1	-1.7	-1.4	-1.6	-1.9	-0.6	-1.0	-3.2	-3.5	-1.0	Processing, curing and preserving of fish, crustacean and molluscs												
13.9	10.4	2.1	3.5	3.0	7.9	9.3	15.0	19.5	3.3	3.3	4.2	5.1	Other industry												
-14.5	-8.0	-7.9	-1.0	-9.8	-8.7	-10.3	-10.5	-9.1	-8.4	-8.1	-9.1	-10.1	Processing and preserving of fruits and vegetable Pineapple canning												
9.1	7.2	6.9	-3.2	-49.5	-51.0	-50.9	-51.5	-50.6	-54.2	-54.2	-57.0	-53.7	Manufacture of jams, marmalades and table jellies												
-16.5	-9.4	-9.3	-0.8	-5.7	-4.0	-5.8	-6.0	-4.5	-3.4	-3.0	-3.8	-5.3	Other industry												
-2.9	-2.2	-3.2	-1.6	-1.9	-0.3	0.4	2.0	2.9	2.7	3.3	3.2	3.0	Manufacture of vegetable and animal oils and fats Manufacture of crude and refined vegetable oil												
5.6	10.4	3.5	0.8	1.1	-0.1	0.1	5.3	5.5	5.1	5.4	1.8	2.7	Manufacture of compound cooking fats												
1.4	1.1	0.8	-0.04	0.2	0.3	0.03	2.9	2.9	3.2	3.0	3.5	6.4	Manufacture of coconut oil												
-3.5	-2.9	-3.7	-1.8	-2.1	-0.3	0.4	1.8	2.7	2.5	3.2	3.3	2.9	Other industry												
5.3	4.0	4.1	3.6	3.2	3.2	1.7	1.4	1.8	-4.0	-5.0	-5.2	-5.7	Manufacture of dairy products Manufacture of condensed, powdered and evaporated milk												
6.2	4.8	5.2	4.5	4.3	4.0	2.5	2.4	3.1	-5.0	-5.8	-5.9	-6.1	Other industry												
2.8	2.1	0.9	0.9	0.2	0.9	-0.3	-1.5	-1.7	-0.8	-2.8	-3.4	-4.3	Manufacture of grain mill products, starches and starch products												
-1.1	0.7	2.2	2.1	3.6	5.1	5.5	4.2	5.1	2.6	3.3	3.2	4.0	Rice milling												
-0.4	2.1	2.5	2.0	6.0	8.3	9.4	5.0	4.5	0.4	2.1	2.3	4.1	Flour milling												
0.6	1.9	2.1	2.1	2.2	2.6	2.2	4.6	5.6	6.1	5.6	5.0	4.8	Other industry												
-10.6	-10.1	1.0	2.5	-2.1	1.0	2.2	-0.7	5.2	-2.0	-1.1	-0.9	0.1	Manufacture of other food products Manufacture of biscuits and cookies												
6.0	5.2	4.7	4.5	4.7	4.5	5.9	6.9	6.4	4.5	4.1	4.8	3.8	Manufacture of bread, cakes and other bakery products												
-0.01	-0.6	-1.1	-4.2	-4.1	-2.5	0.7	18.7	18.4	19.3	20.0	20.4	19.0	Manufacture of snack products												
1.4	2.8	5.6	5.2	7.0	6.5	7.1	7.5	7.5	6.7	2.7	2.1	1.7	Manufacture of sugar												
-2.5	-2.8	-1.1	-2.9	-3.0	-3.6	-4.2	-4.3	-3.8	-6.4	-5.9	-5.1	-4.1	Manufacture of cocoa products												
-11.3	-11.9	-12.1	-0.6	0.3	0.2	-2.7	-4.6	-3.2	-2.9	-2.6	-2.7	-3.5	Manufacture of chocolate and chocolate products												
-4.5	-6.0	-10.8	-10.7	-11.6	-12.2	-9.1	-5.8	-5.1	-4.5	-3.5	-3.8	-2.6	Manufacture of sugar confectionery												
-6.6	-4.0	-5.0	-4.9	-5.0	-6.2	-2.6	-8.5	-8.0	-10.6	-10.0	-8.5	-8.9	Manufacture of sauces and condiments												
16.3	14.8	11.3	10.8	11.4	11.3	11.5	16.9	18.4	6.8	11.1	13.5	12.1	Manufacture of other food products n.e.c.												
27.1	25.5	19.5	19.3	16.4	18.5	20.0	12.8	7.6	7.8	7.9	14.5	8.6	Other industry												
10.4	6.6	5.6	6.5	6.5	5.3	6.8	6.0	5.4	3.3	3.4	2.1	1.9	Manufacture of prepared animal feeds												
-3.0	-4.0	-6.1	-4.8	-16.5	-16.7	-13.3	-15.7	-16.9	-15.4	-16.1	-16.4	-13.6	Manufacture of beverages Manufacture of soft drinks												
-2.5	-1.5	-2.1	-3.6	-1.0	0.7	1.6	1.9	1.7	0.8	1.3	1.2	3.2	Production of natural mineral waters and other bottled waters												
-3.0	-4.0	-2.7	-4.9	-4.9	-2.8	-0.4	-0.1	0.0	0.3	2.2	2.3	4.2	Other industry												
-3.1	-2.7	-6.3	-5.1	-5.1	-4.1	-5.2	-4.5	-3.6	-4.2	-6.6	-5.4	-4.2	Manufacture of tobacco products												
2.1	23.9	17.6	12.3	43.7	45.2	41.1	42.8	34.0	17.9	16.8	11.4	17.1	Spinning, weaving and finishing of textiles Preparation and spinning of textile fibres												
19.4	18.0	17.6	14.7	10.4	11.1	7.5	1.2	3.3	3.6	0.2	0.1	1.1	Weaving of textiles												
-1.6	-2.4	-6.7	-5.4	-3.8	-2.8	-2.3	-3.3	-0.4	-0.9	-2.1	-1.8	-3.0	Dyeing, bleaching, printing and finishing of yarns and fabrics												
-2.3	-3.4	-5.1	-5.5	-6.6	-6.6	-7.2	-6.5	-5.8	-6.9	-7.4	-7.5	-8.7	Other industry												
-13.5	-8.4	-6.9	3.6	7.9	16.0	21.4	17.5	26.6	27.6	22.0	22.8	21.3	Manufacture of other textiles Manufacture of knitted and crocheted fabrics												
284.6	72.1	-27.3	-41.0	-14.2	-26.6	-29.2	-42.0	-37.5	-32.4	-29.9	-30.2	-31.2	Other industry												
3.6	3.0	1.4	2.3	1.3	3.6	4.9	8.1	8.2	3.4	3.9	3.2	3.8	Manufacture of wearing apparel, except fur Manufacture of clothings												
2.0	2.0	3.4	3.8	1.9	5.4	7.3	9.8	10.9	8.3	8.5	8.4	7.3	Other industry												
4.7	3.6	0.1	1.4	0.9	2.4	3.4	6.9	6.5	0.3	0.9	-0.2	1.4	Manufacture of articles of fur, knitted and crocheted apparel												
-16.3	-16.5	-19.0	-14.1	-6.3	-8.9	-7.2	1.3	1.9	2.3	2.7	2.8	2.5	Tanning and dressing of leather; manufacture of luggage, handbags, saddlery and harness; dressing and dyeing of fur												
-21.6	-21.2	-21.5	-15.8	-5.3	-8.0	-6.3	2.5	3.2	2.5	2.9	3.1	2.5	Manufacture of footwear												
0.9	-1.3	-11.5	-9.2	-8.9	-11.3	-9.6	-1.9	-1.3	1.8	2.2	2.1	2.5	Manufacture of leather footwear												
-13.8	-13.0	-12.2	-4.9	-20.5	-20.1	-22.9	-19.1	-19.1	-13.2	-14.7	-12.1	-10.9	Manufacture of rubber footwear												
4.0	6.1	2.7	0.1	4.4	7.4	9.9	9.6	7.7	7.1	6.1	5.8	4.5	Other industry												
0.4	-1.6	-5.5	-3.6	-2.5	-0.9	0.4	-0.01	0.3	1.1	2.2	0.9	1.1	Sawmilling and planing of wood												
4.0	-0.2	-5.9	-4.3	-3.4	-4.2	-2.0	-1.5	-2.0	0.8	1.2	0.4	-1.0													
-3.8	-3.4	-5.1	-2.7	-1.5	3.0	3.5	1.9	3.2	1.6	3.5	1.4	3.9													
12.5	4.2	-5.9	-1.1	1.2	2.9	3.0	3.5	4.2	4.4	3.8	3.6	2.8													

Kod Kumpulan Group code	Keterangan Kumpulan/Tempoh	2020	2021	2021				2022				2021	2022
				Q1	Q2	Q3	Q4	Q1	(Jan. - Apr.)	(Jan. - Apr.)	Jan.	Feb.	Mac
162	Pembuatan produk daripada kayu, gabus, jerami dan bahan jalinan lain	-8.4	2.0	-8.7	-2.6	-0.4	2.0	0.6	-2.2	0.2	-9.2	-9.7	-8.7
16211	Pembuatan kepingan venier dan papan lapis	-13.3	1.0	-15.6	-6.4	-1.2	1.0	1.2	-7.1	0.9	-14.3	-16.0	-15.6
16212	Pembuatan papan partikel dan papan gentian	-12.8	-2.7	-8.6	-7.6	-8.8	-2.7	-1.5	-7.2	-1.7	-12.5	-9.4	-8.6
16221	Pertukangan kayu untuk jurubina	4.7	-0.1	8.7	7.1	5.3	-0.1	-13.6	9.5	-15.5	0.6	3.3	8.7
	Industri lain	1.1	10.3	1.6	4.1	2.1	10.3	15.0	8.0	16.4	2.8	1.4	1.6
170	Pembuatan kertas dan produk kertas	-4.8	3.5	-3.1	7.6	2.9	3.5	3.0	5.0	2.7	-4.7	-4.0	-3.1
17010	Pembuatan pulpa, kertas dan kertas tebal	2.9	7.3	2.7	1.8	1.2	7.3	4.9	7.2	6.2	-0.5	-3.7	2.7
17020	Pembuatan kertas gelugur dan kertas tebal dan bekas daripada kertas dan kertas tebal	-6.1	1.5	-3.8	7.7	2.5	1.5	2.1	5.4	1.4	-2.9	-4.0	-3.8
17091	Pembuatan sampul surat dan kad surat	-9.5	-5.9	-6.2	2.7	0.1	-5.9	-7.8	3.2	-7.9	-4.0	-4.3	-6.2
17092	Pembuatan kertas kegunaan rumah dan pembersih peribadi	-5.6	6.0	-7.1	1.0	1.5	6.0	4.3	0.7	4.0	-11.4	-6.9	-7.1
17093	Pembuatan kertas bergam atau pelekat yang berjalar atau bergulung dan label dan kertas dinding	-8.5	7.3	-1.6	1.9	11.6	7.3	4.4	8.6	4.1	-6.9	-1.9	-1.6
	Industri lain	-2.6	-0.03	-1.4	-1.0	0.2	-0.03	3.05	5.0	1.7	-0.8	-1.0	-1.4
181 & 182	Percetakan, aktiviti perkhidmatan berkaitan percetakan dan penerbitan semula media rakaman	-1.6	3.7	-1.2	-0.4	-1.9	3.7	3.1	3.9	2.7	-4.5	-3.8	-1.2
18110	Percetakan	-2.9	4.6	-1.9	0.3	-1.3	4.6	4.0	4.9	3.8	-5.1	-4.8	-1.9
18120	Aktiviti perkhidmatan berkaitan percetakan &	4.6	0.1	1.8	-3.2	-4.6	0.1	-0.6	0.0	-1.7	-1.6	0.4	1.8
18200	Penerbitan semula media rakaman												
192 (19201 & 19202)	Pembuatan produk petroleum bertapis	-7.2	2.8	-4.5	5.7	5.1	2.8	3.0	2.7	2.8	-7.3	-7.1	-4.5
201	Pembuatan kimia asas, baja dan sebatian nitrogen, plastik dan getah sintetik dalam bentuk primer	-7.3	-7.8	-10.5	-1.4	-3.4	-7.8	-3.5	-0.5	-3.1	-13.0	-11.2	-10.5
20111	Pembuatan gas perindustrian atau perubatan bukan organik dalam bentuk cecair atau mampat	-7.2	-18.3	-3.1	12.2	11.8	-18.3	-22.8	14.1	-22.8	-2.6	-3.0	-3.1
20112	Pembuatan kimia organik asas &	-1.8	8.8	-2.1	2.6	1.8	8.8	10.1	5.5	10.0	-3.7	-3.0	-2.1
20113	Pembuatan sebatian bukan organik												
20121	Pembuatan baja &	-5.2	-17.1	-1.4	-1.3	-2.6	-17.1	-16.0	-3.7	-16.4	-7.6	-2.0	-1.4
20129	Pembuatan produk campuran nitrogen												
20131	Pembuatan plastik dalam bentuk primer	-15.5	-18.9	-30.8	-13.4	-18.3	-18.9	-2.6	-12.9	-2.9	-32.4	-31.5	-30.8
	Industri lain	-1.9	14.2	8.1	3.5	2.9	14.2	14.2	5.1	22.7	-1.9	5.2	8.1
202 & 203	Pembuatan produk kimia lain dan serat buatan manusia	-5.1	8.3	2.4	6.0	3.4	8.3	3.6	6.2	4.0	-3.0	-3.9	2.4
20210	Pembuatan racun perosak dan produk agrokimia lain	-0.7	18.0	14.8	12.8	10.7	18.0	1.3	14.9	0.8	17.9	15.2	14.8
20221	Pembuatan cat, varnis dan penyadur dan mastik	-14.6	-6.2	3.4	-2.1	-2.9	-6.2	-7.1	-2.6	-7.5	-12.1	-13.7	3.4
20222	Pembuatan dakwat cetak	-3.2	24.4	20.9	22.1	21.6	24.4	18.6	19.4	19.4	-2.9	-1.7	20.9
20231	Pembuatan sabun dan bahan pencuci, penyediaan membersihkan dan mengilat &	-1.5	0.1	0.4	5.1	-0.8	0.1	-2.0	6.7	-3.0	-0.8	-1.9	0.4
20232	Pembuatan pewangi dan penyediaan dandanan diri												
20291	Pembuatan plat fotografi, filem, sensitized paper dan other sensitized unexposed materials &	-4.2	26.7	-3.5	7.4	7.9	26.7	17.6	6.6	19.6	-3.9	-4.2	-3.5
20292	Pembuatan dakwat menulis dan melukis &												
20299	Pembuatan produk kimia lain t.t.t.l.	5.6	-11.5	-2.2	0.3	0.3	-11.5	-5.9	-0.1	-6.5	-0.8	-1.5	-2.2
	Industri lain												
210	Pembuatan produk farmaseutikal, kimia perubatan dan botani	9.5	7.5	11.6	11.6	11.8	7.5	5.9	13.2	6.0	9.7	10.7	11.6
21001	Pembuatan bahan aktif ubat-ubatan untuk digunakan oleh bidang farmakologi dalam pembuatan ubat-ubatan	10.3	8.5	11.6	10.8	9.8	8.5	5.8	12.7	5.3	10.2	11.8	11.6
	Industri lain	7.6	4.9	11.6	13.6	16.6	4.9	6.1	14.5	7.6	8.4	7.9	11.6
221	Pembuatan produk getah	3.2	0.7	3.9	6.2	3.5	0.7	1.7	7.5	2.0	2.7	3.2	3.9
22111	Pembuatan tayar getah untuk kenderaan	-10.1	-3.7	-11.8	1.0	-10.1	-3.7	-0.5	-3.4	-2.1	-7.5	-10.7	-11.8
22112	Pembuatan bunga tayar yang boleh ditukar ganti dan tayar celup	5.3	2.9	-3.5	-15.3	-6.4	2.9	1.0	-5.3	2.6	2.9	-1.3	-3.5
22191	Pembuatan produk lain daripada getah asli atau sintetik, tidak divulkan, divulkan atau dikeraskan &	3.8	-6.7	2.3	-0.7	-5.0	-6.7	-7.1	0.2	-4.0	0.1	1.0	2.3
22193	Pengilangan semula getah dan prosesan susu getah												
22192	Pembuatan sarung tangan getah	2.7	0.1	3.7	7.7	7.5	0.1	2.7	8.6	2.5	1.9	2.5	3.7
22199	Pembuatan produk getah lain yang t.t.t.l.	7.5	7.3	10.3	10.5	4.6	7.3	5.4	14.0	5.1	8.7	10.3	10.3
222	Pembuatan produk plastik	3.6	-0.2	3.9	1.3	-1.7	-0.2	0.1	4.3	-0.03	4.2	3.6	3.9
22201	Pembuatan produk plastik separa siap &	2.9	-5.2	5.0	4.0	-3.3	-5.2	2.0	8.2	1.7	2.6	5.4	5.0
22202	Pembuatan produk plastik siap												
22203	Pembuatan artikel plastik untuk pembungkusan	5.9	4.0	5.6	1.6	-0.4	4.0	3.7	3.5	3.2	6.5	5.7	5.6
22204	Pembuatan barangan plastik jurubina	-7.2	0.2	-3.0	-0.7	0.004	0.2	4.1	5.9	5.1	-9.0	-3.6	-3.0
22205	Pembuatan pinggan mangkuk, peralatan dapur dan barangan tandas daripada plastik	7.9	0.7	10.2	3.8	0.4	0.7	13.2	9.5	15.6	8.6	8.8	10.2
22209	Pembuatan pelbagai produk plastik t.t.t.l.	2.0	-0.9	1.1	-1.1	-2.3	-0.9	-7.4	1.3	-7.8	3.3	0.1	1.1
231 (23101 & 23102 & 23109)	Pembuatan kaca dan produk kaca	-4.4	5.5	-0.5	0.1	-1.5	5.5	4.1	2.4	3.3	-4.4	-2.6	-0.5

2021												2022												Group Description/Period	
Apr.	Mei	Jun	Jul.	Ogo.	Sep.	Okt.	Nov.	Dis.	Jan.	Feb.	Mac	Apr.	Apr.	Mei	Jun	Jul.	Ogo.	Sep.	Okt.	Nov.	Dis.	Jan.	Feb.		Mac
-2.2	0.1	-2.6	-1.4	-0.8	-0.4	2.1	2.8	2.0	1.2	1.9	0.6	0.2	Manufacture of products of wood, cork, straw and plaiting materials												
-7.1	-3.1	-6.4	-3.7	-2.3	-1.2	0.2	0.6	1.0	0.001	0.5	1.2	0.9	Manufacture of veneer sheets and plywood												
-7.2	-4.7	-7.6	-7.4	-7.5	-8.8	-4.1	-3.5	-2.7	-1.1	-0.8	-1.5	-1.7	Manufacture of particle board and fibreboard												
9.5	8.9	7.1	4.6	4.8	5.3	5.8	1.8	-0.1	-4.9	-3.7	-13.6	-15.5	Manufacture of builders' carpentry												
8.0	5.9	4.1	4.4	2.8	2.1	9.2	15.3	10.3	12.7	14.3	15.0	16.4	Other industry												
5.0	4.5	2.7	2.1	2.2	2.9	3.0	4.9	3.5	2.8	3.0	3.0	2.7	Manufacture of paper and paper products												
7.2	3.3	1.8	0.8	0.5	1.2	7.5	8.2	7.3	7.0	5.4	4.9	6.2	Manufacture of pulp, paper and paperboard												
5.4	6.2	5.0	0.5	1.8	2.5	2.6	2.7	1.5	1.2	2.3	2.1	1.4	Manufacture of corrugated paper and paperboard and of containers of paper and paperboard												
3.2	0.9	2.7	6.6	5.0	0.1	-1.5	-5.6	-5.9	-7.5	-7.7	-7.8	-7.9	Manufacture of envelopes and letter-card												
0.7	1.8	1.0	1.2	0.4	1.5	0.05	8.5	6.0	4.8	4.4	4.3	4.0	Manufacture of household and personal hygiene paper												
8.6	7.7	1.9	9.7	10.1	11.6	7.9	8.2	7.3	5.4	4.8	4.4	4.1	Manufacture of gummed or adhesive paper in strips or rolls and labels and wall paper												
5.0	2.4	-1.0	0.9	-1.3	0.2	-1.2	0.8	-0.03	-0.7	0.6	3.1	1.7	Other industry												
3.9	3.4	-0.4	-2.1	-1.8	-1.9	0.9	2.8	3.7	3.5	3.2	3.1	2.7	Printing, service activities related to printing and reproduction of recorded media												
4.9	4.5	0.3	-1.5	-1.3	-1.3	1.5	3.6	4.6	4.2	3.9	4.0	3.8	Printing												
0.0	-0.6	-3.2	-4.3	-3.9	-4.6	-1.4	-0.4	0.1	0.4	0.2	-0.6	-1.7	Service activities related to printing												
													Reproduction of recorded media												
2.7	5.1	5.7	5.1	5.2	5.1	3.8	3.4	2.8	1.5	2.9	3.0	2.8	Manufacture of refined petroleum products												
-0.5	-1.3	-1.4	-2.9	-3.0	-3.4	-3.7	-7.2	-7.8	-5.1	-4.3	-3.5	-3.1	Manufacture of basic chemicals, fertilizer and nitrogen compounds, plastics and synthetic rubber in primary forms												
14.1	11.8	12.2	13.8	12.3	11.8	11.0	-18.0	-18.3	-22.5	-23.1	-22.8	-22.8	Manufacture of liquefied or compressed inorganic industrial or medical gases												
5.5	3.2	2.6	2.2	2.4	1.8	2.3	9.3	8.8	7.6	8.3	10.1	10.0	Manufacture of basic organic chemicals												
													Manufacture of inorganic compounds												
													Manufacture of fertilizers												
-3.7	-1.4	-1.3	-1.7	-2.1	-2.6	-3.7	-15.0	-17.1	-18.6	-15.3	-16.0	-16.4	Manufacture of associated nitrogen products												
-12.9	-13.8	-13.4	-17.9	-17.9	-18.3	-18.5	-18.7	-18.9	-3.5	-3.8	-2.6	-2.9	Manufacture of plastics in primary forms												
5.1	4.8	3.5	1.5	1.7	2.9	1.8	11.8	14.2	13.9	14.0	14.2	22.7	Other industry												
6.2	6.6	6.0	4.1	3.2	3.4	7.0	7.8	8.3	5.2	4.2	3.6	4.0	Manufacture of other chemical products and man-made fibres												
14.9	14.5	12.8	11.7	10.9	10.7	12.2	17.4	18.0	-1.6	-1.7	1.3	0.8	Manufacture of pesticides and other agrochemical products												
-2.6	-1.7	-2.1	-1.4	-2.2	-2.9	-2.6	-5.2	-6.2	-6.1	-6.3	-7.1	-7.5	Manufacture of paints, varnishes and similar coatings ink and												
19.4	19.9	22.1	22.4	21.8	21.6	20.9	24.0	24.4	24.6	24.3	18.6	19.4	Manufacture of printing ink												
													Manufacture of soap and detergents, cleaning and polishing preparations												
6.7	6.7	5.1	1.0	-0.7	-0.8	0.004	-0.3	0.1	-0.6	-1.8	-2.0	-3.0	Manufacture of perfumes and toilet preparations												
													Manufacture of photographic plates, films, sensitized paper and other sensitized unexposed materials												
6.6	6.9	7.4	5.7	6.3	7.9	20.7	25.0	26.7	20.3	18.0	17.6	19.6	Manufacture of writing and drawing ink												
													Manufacture of other chemical products n.e.c.												
-0.1	2.1	0.3	-1.3	-1.3	0.3	0.3	-10.9	-11.5	-8.7	-7.1	-5.9	-6.5	Other industry												
13.2	12.0	11.6	12.4	12.7	11.8	12.1	7.0	7.5	5.8	5.7	5.9	6.0	Manufacture of pharmaceuticals, medicinal chemical and botanical products												
12.7	11.2	10.8	11.8	11.5	9.8	11.4	8.8	8.5	5.6	5.7	5.8	5.3	Manufacture of medicinal active substances to be used for their pharmacological properties in the manufacture of medicaments												
14.5	14.1	13.6	14.1	15.6	16.6	13.9	2.5	4.9	6.4	5.7	6.1	7.6	Other industry												
7.5	6.6	6.2	5.0	4.5	3.5	3.0	1.0	0.7	2.1	2.2	1.7	2.0	Manufacture of rubber products												
-3.4	-0.6	1.0	-9.8	-9.9	-10.1	-10.8	-8.3	-3.7	-3.6	-1.4	-0.5	-2.1	Manufacture of rubber tyres for vehicles												
-5.3	-8.6	-15.3	-11.6	-8.8	-6.4	-5.3	2.8	2.9	3.4	1.2	1.0	2.6	Manufacture of interchangeable tyre treads and retreading rubber tyres												
													Manufacture of other products of natural or synthetic rubber, unvulcanized, vulcanized or hardened												
0.2	-0.6	-0.7	-0.6	-1.6	-5.0	-5.9	-7.6	-6.7	-6.3	-6.2	-7.1	-4.0	Rubber remilling and latex processing												
8.6	7.6	7.7	6.9	6.6	7.5	6.6	1.2	0.1	3.4	2.9	2.7	2.5	Manufacture of rubber gloves												
14.0	12.2	10.5	9.3	8.5	4.6	4.9	7.6	7.3	5.6	6.7	5.4	5.1	Manufacture of other rubber products n.e.c.												
4.3	2.8	1.3	-0.003	-1.2	-1.7	-1.4	-0.3	-0.2	-2.6	-2.9	0.1	-0.03	Manufacture of plastics products												
													Manufacture of semi-manufactures of plastic products												
8.2	6.9	4.0	1.5	-3.5	-3.3	-2.9	-4.7	-5.2	-6.3	-6.1	2.0	1.7	Manufacture of finished plastic products												
3.5	2.6	1.6	-0.2	-0.4	-0.4	0.2	3.3	4.0	0.3	0.3	3.7	3.2	Manufacture of plastic articles for the packing of goods												
5.9	-4.7	-0.7	1.1	1.1	0.004	1.4	-0.6	0.2	-1.7	-2.8	4.1	5.1	Manufacture of builders' plastics ware												
9.5	7.2	3.8	-0.6	0.6	0.4	1.4	1.5	0.7	13.5	13.3	13.2	15.6	Manufacture of plastic tableware, kitchenware and toilet articles												
1.3	0.05	-1.1	-0.7	-1.0	-2.3	-2.5	-0.8	-0.9	-6.4	-7.3	-7.4	-7.8	Manufacture of diverse plastic products n.e.c.												
2.4	1.5	0.1	0.0	0.1	-1.5	1.4	0.7	5.5	5.7	4.4	4.1	3.3	Manufacture of glass and glass products												

Kod Kumpulan Group code	Keterangan Kumpulan/Tempoh	2020	2021	2021				2022				2021	2022
				Q1	Q2	Q3	Q4	Q1	(Jan. - Apr.)	(Jan. - Apr.)	Jan.	Feb.	Mac
239	Pembuatan pengeluaran galian bukan logam f.t.t.l.	-3.2	1.4	-2.3	-2.3	0.4	1.4	0.3	0.8	-0.02	-3.1	-3.7	-2.3
23911	Pembuatan mortar refraktori dan konkrit &	-2.3	3.6	-2.2	-0.1	0.6	3.6	-9.2	1.3	-10.1	-5.4	-8.2	-2.2
23921	Pembuatan seramik bukan refraktori	9.1	-6.2	2.0	-1.1	-8.0	-6.2	-2.0	-2.4	-2.9	9.8	2.9	2.0
23930	Pembuatan produk porselin dan seramik lain	-4.3	6.1	-2.1	-2.8	2.4	6.1	3.6	-0.5	5.6	-2.2	-1.6	-2.1
23941	Pembuatan simen hidrolik	-11.2	2.0	-13.6	-7.2	-0.2	2.0	3.1	-3.7	5.2	-9.8	-15.2	-13.6
23951	Pembuatan konkrit dan mortar siap bancuh dan banchuan kering	-1.8	3.3	4.0	-1.2	1.8	3.3	2.4	4.1	0.7	-1.0	2.3	4.0
23952	Pembuatan konkrit pratuangan, simen atau artikel batu buatan yang digunakan dalam pembinaan;												
23953	Pembuatan komponen struktur pasang siap untuk bangunan atau kejuruteraan awam dari simen, batu atau konkrit buatan												
23959	Pembuatan artikel konkrit, simen dan plaster lain f.t.t.l.												
23990	Pembuatan produk mineral bukan logam lain f.t.t.l. Industri lain	-2.4	4.9	-5.1	-1.0	1.2	4.9	7.7	-0.7	6.3	-5.7	-4.4	-5.1
		0.3	-10.9	-0.9	-1.2	-0.8	-10.9	-7.8	1.9	-7.4	0.8	1.0	-0.9
241 (24101 & 24102 & 24103 & 24104 & 24109)	Pembuatan besi dan keluli asas	5.5	1.8	3.2	4.6	2.7	1.8	0.9	5.1	3.5	5.7	1.7	3.2
242 (24201 & 24202 & 24209)	Pembuatan logam asas berharga dan logam bukan ferus lain	-5.4	-1.9	-5.0	-2.9	-2.8	-1.9	0.02	-0.8	1.5	-5.5	-5.1	-5.0
243	Pengacuan logam	-8.2	1.7	2.8	1.4	-0.4	1.7	0.2	1.5	-1.2	-8.7	-1.4	2.8
251 & 252	Pembuatan produk struktur logam, tangki, takungan, penjana wap, senjata dan peluru	9.4	-1.1	12.0	-1.2	-0.1	-1.1	-2.3	14.1	-1.5	10.3	8.9	12.0
25113	Pembuatan pintu, tingkap dan bingkai, penutup tingkap dan pintu pagar daripada logam	7.4	-1.8	12.2	-2.5	0.2	-1.8	-3.2	17.5	-3.0	9.5	8.0	12.2
25119	Pembuatan produk struktur logam lain	14.7	1.5	13.2	7.5	2.9	1.5	1.1	12.1	2.3	16.4	12.5	13.2
25120	Pembuatan tangki, takungan dan kontena daripada logam Industri lain	12.9	-1.2	9.6	-5.3	-5.6	-1.2	-2.0	2.0	1.0	7.4	9.1	9.6
259	Pembuatan lain-lain produk yang direka daripada logam; aktiviti perkhidmatan kerja logam	0.2	2.9	2.3	0.4	0.7	2.9	2.6	1.4	1.8	-0.1	0.5	2.3
25910	Tempaan, tekanan, hentakan dan bentuk gelekkan logam; serbuk metalurgi	5.9	2.2	7.9	2.9	2.1	2.2	1.6	2.5	1.8	7.3	7.0	7.9
25920	Rawatan dan penyalutan logam; menggunakan mesin	3.8	5.0	15.0	7.1	5.6	5.0	3.2	13.0	1.1	5.0	9.7	15.0
25991	Pembuatan tin untuk produk makanan dan minuman, tiub dan kotak boleh dilipat	-0.5	0.4	-1.6	-0.3	-2.4	0.4	1.0	0.9	1.5	0.8	-0.3	-1.6
25992	Pembuatan kabel, plaited bands (jalur/pita berpintal) dan artikel seumpamanya daripada logam	0.7	0.2	-3.2	-5.2	-1.7	0.2	1.1	-1.6	0.6	-0.5	-3.3	-3.2
25993	Pembuatan bolt, skru, nat dan produk uliran seumpamanya	-6.6	-7.5	-2.0	-11.5	-13.1	-7.5	-6.0	-2.5	-7.8	-10.7	-3.1	-2.0
25994	Pembuatan barangan rumah daripada logam	-1.7	7.3	2.3	2.1	3.1	7.3	5.4	4.1	3.2	-2.8	-1.4	2.3
25999	Pembuatan produk lain yang direka daripada logam f.t.t.l. Industri lain	-7.9	3.0	-6.9	-0.1	-1.0	3.0	4.8	-9.7	4.9	-9.2	-8.4	-6.9
261	Pembuatan komponen dan papan elektronik	-5.3	8.8	-1.4	6.5	7.6	8.8	8.4	5.2	8.0	-5.5	-3.6	-1.4
26101	Pembuatan diod, transistor dan alatan semikonduktor yang seumpamanya	-8.5	7.5	-3.7	4.6	7.2	7.5	7.2	2.8	6.7	-8.4	-5.5	-3.7
26102	Pembuatan litar elektronik bersepadu dengan pemasangan mikro												
26103	Pembuatan kapasitor dan perintang elektrik												
26104	Pembuatan papan litar bercetak	0.6	11.9	3.6	10.5	9.0	11.9	10.9	10.3	10.5	-1.1	0.2	3.6
26105	Pembuatan komponen paparan												
26109	Pembuatan komponen lain untuk aplikasi elektronik	-9.7	2.1	-7.8	1.7	2.6	2.1	3.7	-1.0	4.2	-5.1	-7.4	-7.8
262 (26201 & 26202)	Pembuatan komputer dan kelengkapan peranti	2.4	9.2	-5.7	5.0	7.6	9.2	8.8	3.0	8.4	-0.7	-0.5	-5.7
263/ 26300	Pembuatan peralatan komunikasi	7.5	2.7	0.6	6.9	3.7	2.7	4.6	8.0	3.9	3.0	1.7	0.6
264/ 26400	Pembuatan peralatan elektronik pengguna	0.4	-0.6	-1.4	-1.6	-1.2	-0.6	0.6	1.9	3.5	-0.6	-0.8	-1.4
265	Pembuatan kelengkapan mengukur, menguji, memandu arah dan kawalan; jam tangan dan jam	-6.4	6.7	-5.2	2.2	3.9	6.7	3.8	1.7	3.3	-5.2	-5.7	-5.2
26511	Pembuatan kelengkapan mengukur, menguji, memandu arah dan kawalan	-4.7	7.3	-4.2	3.6	6.2	7.3	2.9	3.0	2.5	-3.2	-4.0	-4.2
26512	Pembuatan kelengkapan kawalan proses perindustrian												
26520	Pembuatan jam tangan dan jam dan bahagiannya	-11.6	4.9	-8.6	-2.5	-3.8	4.9	6.7	-2.5	5.8	-11.6	-11.0	-8.6
266/ 26600	Pembuatan peralatan penyinaran, perubatan elektro dan elektroterapeutik	-3.4	0.1	-8.0	2.2	4.4	0.1	-0.4	0.9	-0.9	-3.5	-7.8	-8.0

2021				2022									Group Description/Period
Apr.	Mei	Jun	Jul.	Ogo.	Sep.	Okt.	Nov.	Dis.	Jan.	Feb.	Mac	Apr.	
0.8	0.8	-2.3	-0.7	-0.5	0.4	0.4	0.4	1.4	0.3	0.5	0.3	-0.02	Manufacture of non-metallic mineral products
													<i>Manufacture of refractory mortars and concretes</i>
1.3	0.4	-0.1	1.2	0.7	0.6	0.9	2.0	3.6	-6.0	-5.6	-9.2	-10.1	<i>Manufacture of non-refractory ceramic</i>
-2.4	1.4	-1.1	-2.6	-3.4	-8.0	-5.7	-6.5	-6.2	-5.7	-1.2	-2.0	-2.9	<i>Manufacture of other porcelain and ceramic products</i>
-0.5	-1.9	-2.8	2.2	1.9	2.4	2.6	6.4	6.1	4.0	4.2	3.6	5.6	<i>Manufacture of hydraulic cement</i>
-3.7	-6.0	-7.2	-5.4	-2.9	-0.2	0.6	1.5	2.0	0.7	2.3	3.1	5.2	<i>Manufacture of ready-mix and dry-mix concrete and mortars</i>
													<i>Manufacture of precast concrete, cement or artificial stone articles for use in construction</i>
4.1	4.3	-1.2	1.3	1.2	1.8	0.04	1.4	3.3	3.9	1.8	2.4	0.7	<i>Manufacture of prefabricated structural components for building or civil engineering of cement, concrete or artificial stone</i>
-0.7	3.1	-1.0	-0.7	-1.2	1.2	3.4	3.8	4.9	6.7	7.6	7.7	6.3	<i>Manufacture of other articles of concrete, cement and plaster</i>
1.9	2.3	-1.2	-1.6	-2.6	-0.8	0.01	-10.9	-10.9	-9.2	-8.1	-7.8	-7.4	<i>Manufacture of other non-metallic mineral products n.e.c.</i>
													<i>Other industry</i>
5.1	3.7	4.6	4.2	3.1	2.7	3.0	3.5	1.8	-0.6	-0.2	0.9	3.5	Manufacture of basic iron and steel
-0.8	-0.6	-2.9	-3.3	-3.6	-2.8	-2.2	-2.1	-1.9	-0.9	0.3	0.02	1.5	Manufacture of basic precious and other non-ferrous metals
1.5	1.1	1.4	-2.7	-0.8	-0.4	0.2	2.0	1.7	5.1	4.1	0.2	-1.2	Casting of metals
14.1	9.2	-1.2	-2.4	-1.9	-0.1	0.9	-1.0	-1.1	-1.5	-2.1	-2.3	-1.5	Manufacture of structural metal products, tanks, reservoirs, steam generators, weapons and ammunition
													<i>Manufacture of metal doors, windows and their frames, shutters and gates</i>
17.5	12.5	-2.5	-2.4	-1.6	0.2	0.4	-2.3	-1.8	-2.0	-2.6	-3.2	-3.0	<i>Manufacture of other structural metal products</i>
12.1	9.0	7.5	0.7	0.1	2.9	3.7	3.2	1.5	0.7	1.3	1.1	2.3	<i>Manufacture of tanks, reservoirs and containers of metal</i>
2.0	-5.1	-5.3	-6.6	-6.2	-5.6	-0.2	0.6	-1.2	-1.8	-3.5	-2.0	1.0	<i>Other industry</i>
1.4	1.5	0.4	-1.3	-1.1	0.7	1.4	2.2	2.9	2.7	2.3	2.6	1.8	Manufacture of other fabricated metal products; metal working service activities
2.5	3.3	2.9	0.1	0.1	2.1	2.5	3.1	2.2	1.3	1.7	1.6	1.8	<i>Forging, pressing, stamping and roll-forming of metal; powder metallurgy</i>
13.0	9.2	7.1	4.4	4.8	5.6	3.9	4.1	5.0	5.1	3.4	3.2	1.1	<i>Treatment and coating of metals; machining</i>
0.9	0.2	-0.3	-1.2	-3.2	-2.4	-0.9	-0.5	0.4	0.9	1.2	1.0	1.5	<i>Manufacture of fins and cans for food products, collapsible tubes and boxes</i>
-1.6	-4.5	-5.2	-6.1	-5.4	-1.7	-1.8	0.3	0.2	-0.6	0.8	1.1	0.6	<i>Manufacture of metal cable, plaited bands and similar articles</i>
-2.5	-1.3	-11.5	-14.3	-13.8	-13.1	-11.9	-6.9	-7.5	-8.2	-8.3	-6.0	-7.8	<i>Manufacture of bolts, screws, nuts and similar threaded products</i>
4.1	3.1	2.1	0.6	1.2	3.1	5.0	4.1	7.3	7.8	4.7	5.4	3.2	<i>Manufacture of metal household articles</i>
-9.7	-0.8	-0.1	-1.3	-0.8	-1.0	1.4	3.0	3.0	3.6	4.7	4.8	4.9	<i>Manufacture of any other fabricated metal products n.e.c.</i>
5.2	5.9	6.5	6.5	7.4	7.6	8.1	8.2	8.8	8.3	7.9	8.4	8.0	Manufacture of electronic components and boards
2.8	4.0	4.6	5.5	7.2	7.2	7.0	6.4	7.5	6.5	6.2	7.2	6.7	<i>Manufacture of diodes, transistors and similar semiconductor devices</i>
													<i>Manufacture of electronic integrated circuits micro assemblies</i>
10.3	9.7	10.5	8.9	8.7	9.0	10.8	11.9	11.9	11.7	11.3	10.9	10.5	<i>Manufacture of electrical capacitors and resistors</i>
													<i>Manufacture of printed circuit boards</i>
-1.0	1.1	1.7	2.2	2.0	2.6	2.4	2.8	2.1	3.2	2.9	3.7	4.2	<i>Manufacture of display components</i>
3.0	4.5	5.0	6.3	6.3	7.6	7.2	9.3	9.2	8.3	7.7	8.8	8.4	<i>Manufacture of other components for electronic applications</i>
8.0	8.5	6.9	4.9	5.4	3.7	3.2	3.9	2.7	2.3	3.7	4.6	3.9	Manufacture of computers and peripheral equipment
1.9	2.7	-1.6	-8.1	-3.8	-1.2	2.4	0.4	-0.6	1.2	0.8	0.6	3.5	Manufacture of communication equipment
1.7	2.4	2.2	2.5	4.4	3.9	4.6	6.5	6.7	3.9	3.5	3.8	3.3	Manufacture of consumer electronics
3.0	3.4	3.6	4.4	6.6	6.2	6.7	6.5	7.3	3.4	3.0	2.9	2.5	Manufacture of measuring, testing, navigating and control equipment; watches and clocks
-2.5	-0.8	-2.5	-3.6	-2.8	-3.8	-2.5	6.5	4.9	5.8	5.1	6.7	5.8	<i>Manufacture of measuring, testing, navigating and control equipment</i>
0.9	1.2	2.2	3.4	4.7	4.4	3.6	1.1	0.1	-0.1	-0.5	-0.4	-0.9	<i>Manufacture of industrial process control equipment</i>
													<i>Manufacture of watches and clocks and parts</i>
													Manufacture of irradiation, electromedical and electrotherapeutic equipment

Kod Kumpulan Group code	Keterangan Kumpulan/Tempoh	2020	2021	2021				2022				2021	2022		
				Q1	Q2	Q3	Q4	Q1	(Jan. -	(Jan. -	Jan.	Feb.	Mac		
									Apr.)	Apr.)					
267 (26701 & 26702) & 268 (26800)	Pembuatan peralatan optikal, kelengkapan fotografi, media magnetik dan optikal	-2.6	-8.8	-10.6	-4.8	-4.9	-8.8	-11.2	-8.8	-8.0	-1.2	-9.9	-10.6		
271	Pembuatan motor elektrik, penjana, transformer dan perkakasan pengagihan dan pengawalan elektrik	5.6	6.7	6.0	3.7	5.6	6.7	4.0	5.0	3.6	5.9	5.4	6.0		
27101	Pembuatan motor elektrik, penjana dan transformer	6.2	5.8	8.0	6.2	6.4	5.8	0.6	7.0	0.5	7.9	7.3	8.0		
27102	Pembuatan perkakasan pengagihan dan pengawalan	5.1	7.4	4.3	1.8	4.9	7.4	6.9	3.4	6.1	4.4	3.9	4.3		
272/ 27200	Pembuatan bateri dan akumulator	9.4	-8.8	11.2	0.5	-2.2	-8.8	-5.3	9.3	-5.9	10.9	10.0	11.2		
273	Pembuatan pendawaian dan peranti pendawaian	1.7	7.9	-1.0	9.6	9.4	7.9	9.8	4.7	11.4	0.3	-0.9	-1.0		
27310	Pembuatan kabel gentian optikal	-11.5	-0.3	-11.7	-4.2	4.4	-0.3	5.6	-3.6	8.6	-13.3	-12.9	-11.7		
27320	Pembuatan wayar dan kabel elektronik dan elektrik lain	2.5	7.2	-0.5	9.4	8.7	7.2	9.1	5.5	10.8	1.1	-0.2	-0.5		
27330	Pembuatan alatan pendawaian pembawa dan bukan pembawa arus untuk litar elektrik (tanpa mengira jenis bahan)	0.5	22.1	-1.1	20.9	22.2	22.1	22.6	-0.2	21.5	-1.1	-1.4	-1.1		
274/ 27400	Pembuatan kelengkapan pencahayaan elektrik	-11.6	-18.9	-11.3	-4.3	-9.0	-18.9	-17.5	-5.2	-16.1	-11.5	-10.6	-11.3		
275/ 27500	Pembuatan perkakasan domestik	-4.0	3.3	-0.1	-1.7	-2.9	3.3	2.1	0.4	1.9	-5.5	-5.7	-0.1		
279/ 27900	Pembuatan kelengkapan elektrik lain	18.4	0.5	16.0	11.1	-0.3	0.5	3.5	16.8	3.3	18.7	16.8	16.0		
281 & 282	Pembuatan jentera kegunaan umum dan kegunaan khas	0.9	1.1	3.1	3.1	0.3	1.1	1.2	4.2	2.0	1.5	1.6	3.1		
28120	Pembuatan alat-alat kuasa bendalir														
& 28130	Pembuatan pam, pemampat, kepala paip dan injap lain	-7.1	22.6	-6.9	-0.7	3.8	22.6	24.1	-5.0	21.8	-7.4	-8.1	-6.9		
28180	Pembuatan alatan tangan yang menggunakan kuasa dilengkapkan dengan motor elektrik atau bukan motor elektrik atau pneumatik	0.9	-5.1	5.2	3.8	-0.8	-5.1	-4.2	5.8	-5.2	4.0	4.0	5.2		
28220	Pembuatan jentera pembentukan logam dan alatan mesin														
28192	Pembuatan mesin penyaman udara, termasuk untuk kenderaan bermotor	-3.6	-7.9	-9.6	-2.7	-7.5	-7.9	2.1	0.6	1.3	-14.4	-17.1	-9.6		
28290	Pembuatan lain-lain mesin bertujuhan khas t.t.t.l. Industri lain	-8.3	-3.4	-5.4	-6.1	-6.9	-3.4	0.1	-2.6	-0.9	-4.5	-8.4	-5.4		
		5.8	4.4	9.1	7.0	3.9	4.4	0.9	7.2	4.0	7.2	9.7	9.1		
291 (29101 & 29102)	Pembuatan kenderaan bermotor	-9.5	1.7	-8.2	0.4	2.4	1.7	1.9	0.3	0.6	-9.9	-8.2	-8.2		
292/ 29200	Pembuatan kerangka (coachwork) untuk kenderaan bermotor; pembuatan treler dan semi treler	-14.7	-1.1	-19.6	-0.6	0.8	-1.1	2.5	-3.6	2.6	-19.0	-19.8	-19.6		
293/ 29300	Pembuatan alat ganti dan aksesori untuk kenderaan bermotor	-4.6	0.9	-5.6	0.9	0.5	0.9	2.2	0.7	2.3	-6.1	-5.8	-5.6		
301 (30110 & 30120)	Pembinaan kapal dan bot	-1.2	-0.6	-0.7	-1.8	-0.8	-0.6	-0.5	1.7	3.9	-4.6	-1.8	-0.7		
302, 303, 304 & 309	Pembuatan lokomotif keretapi, rolling stock, kapal angkasa dan udara, jentera berkaitan, kenderaan tempur ketenteraan, dan kelengkapan pengangkutan t.t.t.l.	-12.4	1.5	-9.2	1.3	0.5	1.5	1.0	0.6	3.6	-10.5	-10.5	-9.2		
30910	Pembuatan motosikal	-7.6	3.4	-7.6	0.7	2.5	3.4	2.7	0.6	4.3	-9.1	-8.7	-7.6		
30920	Pembuatan basikal dan invalid carriages	-23.0	-7.1	-13.0	6.3	-2.8	-7.1	-11.2	9.0	-1.3	-15.6	-13.3	-13.0		
	Industri lain	-12.9	2.1	-9.4	0.6	-0.2	2.1	3.0	-1.4	4.3	-10.2	-11.3	-9.4		
310	Pembuatan perabot	-2.9	4.0	-0.7	-2.5	4.6	4.0	4.4	5.8	4.6	-1.3	-1.1	-0.7		
31001	Pembuatan perabot kayu dan rotan	-3.4	5.4	-1.9	-5.3	4.3	5.4	7.3	2.8	7.5	-2.7	-2.6	-1.9		
	Industri lain	-1.4	-0.4	3.2	6.8	5.5	-0.4	-4.2	16.0	-4.0	3.4	3.4	3.2		
321 (32110 & 32120)	Pembuatan barang kemas, bijouterie dan artikel berkaitan	-9.8	-4.2	-9.0	-8.4	-7.5	-4.2	-1.9	-3.4	0.05	-9.4	-4.6	-9.0		
322, 325 & 329	Pembuatan instrumen muzik, peralatan dan bekalan perubatan dan pergigian dan pembuatan lain t.t.t.l.	6.0	8.2	7.3	4.6	5.4	8.2	4.0	8.5	3.7	5.2	5.7	7.3		
32901	Pembuatan alat tulis	5.6	3.0	-4.0	-4.6	-3.9	3.0	1.2	-1.8	2.1	-3.3	-6.9	-4.0		
	Industri lain	6.1	9.9	11.3	7.8	8.6	9.9	4.8	12.0	4.2	8.3	10.4	11.3		
323/ 32300	Pembuatan barangan sukan	-1.2	13.0	14.7	6.9	5.4	13.0	-1.4	9.2	0.8	12.1	14.3	14.7		
324/ 32400	Pembuatan permainan dan mainan	-6.5	0.5	-8.3	-7.7	-6.5	0.5	1.1	-10.5	0.6	-7.6	-8.8	-8.3		
331 & 332	Pembaikan pemasangan produk logam, jentera, kelengkapan dan pemasangan jentera perindustrian dan kelengkapan	-2.6	3.7	0.8	1.5	2.3	3.7	4.3	1.7	5.0	-2.4	-0.6	0.8		
33150	Pembaikan dan penyelenggaraan kelengkapan pengangkutan kecuali motosikal dan basikal	-5.9	-7.3	-9.3	-7.3	-4.2	-7.3	-4.2	-3.7	-3.4	-8.2	-11.2	-9.3		
	Industri lain	-1.9	6.1	3.2	3.5	3.7	6.1	6.0	2.9	6.7	-1.1	1.9	3.2		
	Jumlah Pembuatan	-2.0	2.7	-1.1	1.2	1.6	2.7	2.4	3.0	2.5	-2.4	-2.2	-1.1		

2021						2022						Group Description/Period	
Apr.	Mei	Jun	Jul.	Ogo.	Sep.	Okt.	Nov.	Dis.	Jan.	Feb.	Mac		Apr.
-8.8	-6.9	-4.8	-5.4	-3.8	-4.9	-4.8	-9.7	-8.8	-13.3	-11.3	-11.2	-8.0	Manufacture of optical instruments, photographic equipment, magnetic and optical media
5.0	4.3	3.7	2.8	4.2	5.6	5.4	5.0	6.7	5.0	4.5	4.0	3.6	Manufacture of electric motors, generators, transformers and electricity distribution and control apparatus
7.0	6.0	6.2	5.7	6.3	6.4	5.4	4.2	5.8	1.8	1.0	0.6	0.5	Manufacture of electric motors, generators and transformers
3.4	3.0	1.8	0.4	2.5	4.9	5.4	5.6	7.4	7.7	7.5	6.9	6.1	Manufacture of electricity distribution and control apparatus
9.3	8.8	0.5	-1.3	3.7	-2.2	-2.2	-9.0	-8.8	-10.6	-4.6	-5.3	-5.9	Manufacture of batteries and accumulators
4.7	7.6	9.6	8.8	8.4	9.4	5.3	5.7	7.9	8.6	8.3	9.8	11.4	Manufacture of wiring and wiring devices
-3.6	-2.9	-4.2	-2.9	-2.9	4.4	6.2	-2.2	-0.3	0.6	0.2	5.6	8.6	Manufacture of fibre optic cables
5.5	8.6	9.4	8.5	7.9	8.7	4.0	4.8	7.2	7.9	7.7	9.1	10.8	Manufacture of other electronic and electric wires and cables
-0.2	1.1	20.9	20.6	21.4	22.2	22.5	23.5	22.1	22.7	21.9	22.6	21.5	Manufacture of current-carrying and non current-carrying wiring devices for electrical circuits regardless of material
-5.2	-5.0	-4.3	-5.7	-8.1	-9.0	-10.4	-17.1	-18.9	-18.2	-17.3	-17.5	-16.1	Manufacture of electric lighting equipment
0.4	0.7	-1.7	-2.7	-3.0	-2.9	1.2	2.2	3.3	3.4	3.2	2.1	1.9	Manufacture of domestic appliances
16.8	16.3	11.1	3.7	2.3	-0.3	-2.4	-0.1	0.5	1.6	1.4	3.5	3.3	Manufacture of other electrical equipment
4.2	3.5	3.1	0.9	1.0	0.3	1.2	1.5	1.1	1.4	1.3	1.2	2.0	Manufacture of general-purpose and special-purpose machinery
-5.0	0.4	-0.7	2.9	3.7	3.8	3.4	24.6	22.6	23.1	23.6	24.1	21.8	Manufacture of fluid power equipment
-5.0	0.4	-0.7	2.9	3.7	3.8	3.4	24.6	22.6	23.1	23.6	24.1	21.8	Manufacture of other pumps, compressors, taps and valves
5.8	5.1	3.8	0.8	0.5	-0.8	0.6	-5.0	-5.1	-3.9	-4.3	-4.2	-5.2	Manufacture of power-driven hand tools with self-contained electric or non-electric motor or pneumatic drives
0.6	-0.5	-2.7	-5.8	-5.2	-7.5	-8.5	-8.0	-7.9	1.1	1.6	2.1	1.3	Manufacture of metal-forming machinery and machine tools
-2.6	-4.6	-6.1	-5.8	-6.6	-6.9	-4.9	-4.5	-3.4	-2.1	-0.6	0.1	-0.9	Manufacture of air-conditioning machines, including for motor vehicles
7.2	6.0	7.0	3.9	4.2	3.9	4.8	5.2	4.4	2.1	1.7	0.9	4.0	Manufacture of other special-purpose machinery
0.3	0.9	0.4	-0.2	0.6	2.4	3.8	1.4	1.7	1.9	1.9	1.9	0.6	Other industry
-3.6	5.1	-0.6	1.9	0.8	0.8	1.2	0.1	-1.1	-1.5	2.3	2.5	2.6	Manufacture of motor vehicles
0.7	2.9	0.9	-0.3	-0.7	0.5	1.4	0.9	0.9	2.1	1.9	2.2	2.3	Manufacture of bodies (coachwork) for motor vehicles; manufacture of trailers and semi-trailers
1.7	0.3	-1.8	-5.1	-4.7	-0.8	1.7	1.4	-0.6	-0.1	-0.7	-0.5	3.9	Manufacture of parts and accessories for motor vehicles
0.6	0.4	1.3	-0.8	-0.7	0.5	1.6	1.2	1.5	0.2	0.8	1.0	3.6	Building of ships and boats
0.6	0.5	0.7	0.4	1.0	2.5	4.2	3.2	3.4	3.1	2.6	2.7	4.3	Manufacture of railway locomotives, rolling stock, air and spacecraft, related machinery, military fighting vehicles and transport equipment n.e.c
9.0	8.1	6.3	3.9	3.1	-2.8	-3.6	-4.6	-7.1	-10.5	-11.0	-11.2	-1.3	Manufacture of motorcycles
-1.4	-1.3	0.6	-2.8	-2.7	-0.2	0.9	0.9	2.1	0.7	2.6	3.0	4.3	Manufacture of bicycles and invalid carriages
5.8	3.6	-2.5	-4.4	-4.1	4.6	4.5	4.7	4.0	4.4	4.3	4.4	4.6	Other industry
2.8	2.0	-5.3	-7.5	-7.2	4.3	4.1	4.8	5.4	7.6	7.1	7.3	7.5	Manufacture of furniture
16.0	8.6	6.8	5.7	5.7	5.5	6.1	4.2	-0.4	-5.0	-3.8	-4.2	-4.0	Manufacture of wooden and cane furniture
-3.4	-9.2	-8.4	-6.6	-6.9	-7.5	-6.4	-3.9	-4.2	-4.6	-1.7	-1.9	0.05	Other industry
8.5	7.5	4.6	4.9	5.4	5.4	6.5	7.6	8.2	5.6	3.9	4.0	3.7	Manufacture of jewellery, bijouterie and related articles
-1.8	-1.9	-4.6	-4.1	-3.9	-3.9	-1.0	1.8	3.0	2.0	4.3	1.2	2.1	Manufacture of musical instruments, medical and dental instruments and supplies and other manufacturing n.e.c.
12.0	10.7	7.8	8.1	8.6	8.6	9.1	9.6	9.9	6.7	3.8	4.8	4.2	Manufacture of stationery
9.2	8.4	6.9	7.3	5.6	5.4	7.7	10.8	13.0	2.1	-1.4	-1.4	0.8	Other industry
-10.5	-6.9	-7.7	-7.4	-7.6	-6.5	-3.4	-2.2	0.5	-1.2	3.3	1.1	0.6	Manufacture of sports goods
1.7	3.4	1.5	1.3	1.9	2.3	4.2	4.8	3.7	2.6	1.7	4.3	5.0	Manufacture of games and toys
-3.7	-3.4	-7.3	-4.0	-4.1	-4.2	-4.7	-3.5	-7.3	-7.2	-6.9	-4.2	-3.4	Repair of fabricated metal products, machinery and equipment and installation of industrial machinery and equipment
2.9	4.9	3.5	2.4	3.2	3.7	6.0	6.5	6.1	4.7	3.5	6.0	6.7	Repair and maintenance of transport equipment except motorcycles and bicycles
3.0	2.8	1.2	0.8	1.0	1.6	2.4	2.6	2.7	2.2	2.1	2.4	2.5	Other industry
3.0	2.8	1.2	0.8	1.0	1.6	2.4	2.6	2.7	2.2	2.1	2.4	2.5	Total Manufacturing

Jadual **1.5c** : Bilangan Pekerja Bergaji Sektor Pembuatan Mengikut Kumpulan: Perubahan Peratusan Bulanan/Suku Tahunan
 Table : Number of Paid Employees of Manufacturing Sector by Group: Monthly/Quarterly Percentage Change

Kod Kumpulan Group code	Keterangan Kumpulan/Tempoh	2021				2022				
		Q1	Q2	Q3	Q4	Q1	Jan.	Feb.	Mac	Apr.
101	Pemprosesan dan pengawetan daging	1.7	-0.2	3.7	-3.9	0.6	3.6	-0.8	-1.0	-0.02
102	Pemprosesan dan pengawetan ikan, krustasea dan moluska	4.8	-2.9	0.5	-0.03	0.1	5.1	0.1	-0.4	-1.2
	10201 Pengetinan ikan, krustasea dan moluska &									
	10202 Pemprosesan dan pengawetan ikan, krustasea dan moluska	3.8	-2.4	-0.7	-1.2	0.8	3.5	0.5	-0.2	-1.1
	Industri lain	10.7	-5.9	7.9	6.3	-3.4	15.0	-1.9	-1.8	-1.4
103	Pemprosesan dan pengawetan buah-buahan dan sayur - sayuran	1.2	-0.7	-8.7	-1.1	1.3	4.0	-1.3	-1.4	0.6
	10303 Pengetinan nanas &									
	10304 Pembuatan jem, marmalad dan sajian jeli Industri lain	1.2	-1.8	-50.7	0.9	-11.9	3.2	-0.9	-0.9	-1.3
	Industri lain	1.2	-0.5	-4.1	-1.2	2.0	4.1	-1.4	-1.4	0.8
104	Pembuatan minyak dan lemak daripada sayuran dan haiwan	0.2	0.4	2.1	0.2	0.5	0.4	0.02	-0.3	0.04
	10404 Pembuatan minyak sayuran mentah dan bertapis &									
	10406 Pembuatan sebatian lemak masakan	1.5	-0.8	0.0	4.8	-2.1	-1.1	0.1	2.5	-0.8
	10405 Pembuatan minyak kelapa Industri lain	1.3	-1.1	-0.02	2.6	1.9	0.4	0.8	0.1	-0.7
	Industri lain	0.1	0.5	2.3	-0.2	0.6	0.5	-0.01	-0.4	0.1
105	Pembuatan produk tenusu	6.3	0.7	0.1	-4.9	-1.1	4.5	0.9	0.8	1.0
	10502 Pembuatan susu pekat, tepung dan sejat Industri lain	7.0	0.4	0.5	-4.5	-2.3	6.2	0.4	0.4	0.7
	Industri lain	4.3	1.4	-1.0	-6.1	2.5	-0.1	2.2	2.1	1.9
106	Pembuatan produk bijian, kanji dan produk berkanji	2.4	-0.05	3.1	-0.4	0.6	3.0	-0.6	0.1	-0.3
	10611 Pengilangan beras	5.2	-1.0	6.7	-6.0	3.0	6.4	-0.9	-0.2	-0.9
	10613 Pengilangan tepung Industri lain	0.2	1.5	0.4	3.4	-0.4	-0.4	-0.1	0.7	0.3
	Industri lain	-0.3	-2.6	-2.2	10.8	-6.1	2.6	-1.3	-1.6	-0.1
107	Pembuatan produk makanan lain	4.5	0.5	0.4	0.9	3.0	4.2	0.2	0.1	0.3
	10711 Pembuatan biskut dan cookies	-1.0	-0.1	0.0	19.7	0.7	-0.04	-0.5	-0.5	0.9
	10712 Pembuatan roti, kek dan produk bakeri lain	1.9	4.9	1.4	-0.8	-3.2	1.8	0.1	0.01	1.8
	10713 Pembuatan produk snek	1.2	-0.5	-4.4	-0.01	-0.2	3.3	-1.0	-1.0	-0.6
	10721 Pembuatan gula	-0.3	-1.0	1.2	-3.1	0.2	-0.5	0.1	0.1	-0.7
	10731 Pembuatan produk koko	-1.3	-1.7	-1.2	-1.1	0.1	-0.1	-0.6	-0.6	-0.9
	10732 Pembuatan coklat dan produk coklat &									
	10733 Pembuatan konfeksi gula	-0.6	-1.3	-1.5	-4.7	-1.2	0.7	-0.6	-0.8	-0.2
	10793 Pembuatan sos dan bahan perasa	12.7	-2.1	1.0	6.2	8.0	14.4	-0.8	-0.7	-0.4
	10799 Pembuatan produk makanan lain f.t.f.l. Industri lain	14.9	-1.5	0.4	-5.3	22.4	10.3	3.6	0.6	-1.5
	Industri lain	5.6	-0.4	1.2	-1.1	2.3	4.6	0.01	1.0	0.2
108/10800	Pembuatan makanan haiwan tersedia	-1.0	-0.2	-10.6	-5.9	-0.5	-1.2	0.2	0.03	0.3
110	Pembuatan minuman ringan	2.8	-3.0	2.5	-0.5	2.2	1.9	0.5	0.3	-1.0
	11041 Pembuatan minuman ringan	0.2	-1.3	-0.9	1.9	2.5	-0.4	0.4	0.3	-0.7
	11042 Pengeluaran air mineral semulajadi dan minuman lain yang dibotolkan Industri lain	2.0	-6.3	2.6	-1.7	0.1	1.4	0.3	0.3	-1.5
	Industri lain	26.5	-5.0	25.4	-11.0	5.2	23.3	2.4	0.2	-1.1
120/12000	Pembuatan produk tembakau	21.7	-18.5	3.9	0.2	17.9	7.2	14.9	-1.2	-18.4
131	Pemintalan, penununan dan penyiapan tekstil	0.7	-2.7	0.7	0.9	-0.6	-0.7	1.2	0.3	-0.1
	13110 Penyediaan dan pemintalan gentian tekstil &									
	13120 Penununan tekstil	-0.6	-2.2	-2.5	-0.5	-2.5	-1.1	0.9	-0.5	-0.3
	13132 Pewarnaan, pelunturan, percetakan dan penyiapan akhir benang dan fabrik Industri lain	6.0	0.1	10.4	8.1	2.8	-1.0	3.5	3.5	0.5
	Industri lain	-2.1	-21.6	2.9	-20.9	9.4	4.9	-3.4	-3.3	-1.1
139	Pembuatan tekstil lain	4.4	0.05	1.3	2.3	-0.5	4.8	-1.0	0.6	0.2
	13910 Pembuatan fabrik dikait dan dikrusye Industri lain	2.4	2.6	2.3	3.16	0.03	3.1	-0.3	-0.4	0.9
	Industri lain	5.8	-1.6	0.5	1.8	-0.9	6.0	-1.5	1.3	-0.2
141	Pembuatan pakaian, kecuali pakaian berbulu	0.7	-4.4	-1.3	7.3	1.5	0.1	0.6	-0.02	-0.4
	14102 Pembuatan pakaian Industri lain	0.4	-2.3	-1.1	6.3	0.3	-0.5	0.8	0.1	-0.1
	Industri lain	1.4	-9.9	-1.9	10.1	4.9	1.6	0.1	-0.3	-1.3
142 & 143	Pembuatan artikel daripada kulit bulu dan pakaian yang dikait dan dikrusye	-4.3	-0.8	-16.4	1.9	4.0	-4.3	1.9	-1.9	-0.4
151 (15110 & 15120)	Penyamakan dan pembersihan kulit, pembuatan bagasi, beg tangan, pelana dan abah-abah pembersihan dan pewarnaan bulu	0.8	-2.9	6.6	3.3	-1.0	0.2	1.4	-0.7	-0.04
152	Pembuatan kasut	2.2	-3.5	-0.1	1.8	2.8	2.9	1.6	-2.3	0.5
	15201 Pembuatan kasut kulit &									
	15203 Pembuatan kasut getah Industri lain	0.5	-5.0	-2.3	5.0	3.0	2.4	1.2	-3.0	1.2
	Industri lain	4.4	-1.7	2.5	-1.9	2.6	3.6	2.2	-1.3	-0.5
161/16100	Pengilangan dan pengetaman kayu	0.9	-7.7	11.1	0.7	0.3	1.1	0.1	-0.3	0.9

2021				2022								Group Description/Period
Mei	Jun	Jul.	Ogo.	Sep.	Okt.	Nov.	Dis.	Jan.	Feb.	Mac	Apr.	
0.05	-0.3	-0.1	-0.6	4.4	-2.7	-0.4	-0.8	3.7	-0.6	-2.4	-0.05	Processing and preserving of meat
-1.1	-0.7	0.1	-0.7	1.1	-0.8	-0.7	1.5	2.5	-1.8	-0.5	1.1	Processing and preserving of fish, crustaceans and molluscs <i>Canning of fish, crustaceans and molluscs</i>
-1.1	-0.2	-0.6	-0.7	0.6	-1.0	-1.4	1.3	3.1	-1.7	-0.5	1.3	<i>Processing, curing and preserving of fish, crustacean and molluscs</i>
-1.3	-3.3	4.6	-0.7	4.0	0.1	3.6	2.5	-0.6	-1.9	-0.9	-0.5	<i>Other industry</i>
-1.2	-0.1	0.9	-8.1	-1.4	-2.2	-0.7	1.9	4.8	-0.9	-2.4	-0.5	Processing and preserving of fruits and vegetable
												<i>Pineapple canning</i>
-0.2	-0.2	-0.6	-50.1	-0.7	-0.2	-1.6	2.7	-4.3	-1.0	-7.1	6.3	<i>Manufacture of jams, marmalades and table jellies</i>
-1.2	-0.04	1.0	-3.6	-1.4	-2.3	-0.7	1.8	5.3	-0.9	-2.2	-0.9	<i>Other industry</i>
0.4	0.02	0.9	-0.1	1.3	-2.0	1.6	0.6	0.2	0.7	-0.3	-0.2	Manufacture of vegetable and animal oils and fats
												<i>Manufacture of crude and refined vegetable oil</i>
0.8	-0.8	0.0	0.1	-0.1	-0.01	4.6	0.2	-1.5	0.3	-1.0	0.1	<i>Manufacture of compound cooking fats</i>
-0.4	0.0	-0.9	0.8	0.1	0.0	2.8	-0.1	0.7	0.6	0.6	2.2	<i>Manufacture of coconut oil</i>
0.4	0.1	1.0	-0.1	1.4	-2.1	1.4	0.6	0.3	0.7	-0.3	-0.3	<i>Other industry</i>
-0.3	-0.05	-0.4	0.4	0.1	-4.5	-0.4	0.02	-1.4	-0.3	0.6	0.6	Manufacture of dairy products
												<i>Manufacture of condensed, powdered and evaporated milk</i>
-0.3	0.03	-0.2	0.8	-0.1	-4.7	-0.02	0.2	-2.2	-0.4	0.2	0.4	<i>Other industry</i>
-0.3	-0.3	-0.8	-0.7	0.5	-4.2	-1.6	-0.4	0.8	0.2	1.5	1.0	Manufacture of grain mill products, starches and starch products
0.4	-0.2	-0.1	1.0	2.2	-0.4	-0.8	0.8	0.6	0.05	-0.1	0.5	<i>Rice milling</i>
0.4	-0.4	-0.2	3.5	3.3	-0.8	-4.6	-0.7	2.2	0.8	0.01	0.8	<i>Flour milling</i>
1.1	0.1	0.1	-0.6	0.9	-0.4	2.1	1.7	0.1	-0.6	0.1	0.1	<i>Other industry</i>
-2.1	-0.4	-0.7	-3.9	2.5	1.7	5.3	3.4	-4.4	-0.4	-1.4	1.0	Manufacture of other food products
-0.7	0.9	0.2	-0.2	0.3	-0.2	1.1	-0.03	2.3	-0.2	0.8	-0.8	<i>Manufacture of biscuits and cookies</i>
-1.4	0.4	-0.9	-0.1	1.1	2.7	17.6	-0.9	0.7	0.1	-0.2	-0.2	<i>Manufacture of bread, cakes and other bakery products</i>
-0.6	3.7	0.2	0.4	0.7	-1.5	0.5	0.2	1.0	-3.7	-0.5	1.4	<i>Manufacture of snack products</i>
-0.4	0.5	-0.6	-0.3	-3.5	-0.8	0.3	0.5	0.5	-0.5	-0.1	0.4	<i>Manufacture of sugar</i>
-0.2	-0.1	-0.3	1.2	0.3	-2.8	-2.0	1.7	-0.2	0.4	0.01	-1.5	<i>Manufacture of cocoa products</i>
-1.2	0.5	0.3	-1.2	-0.3	-3.2	1.4	0.8	0.5	0.4	-0.9	0.3	<i>Manufacture of chocolate and chocolate products</i>
-0.4	-0.7	-0.8	-0.1	-0.6	0.7	-5.4	0.04	-2.2	0.1	0.9	-0.6	<i>Manufacture of sugar confectionery</i>
-0.7	-0.9	-0.5	0.5	1.0	0.5	4.3	1.3	3.2	3.2	1.4	-1.7	<i>Manufacture of sauces and condiments</i>
-0.5	0.4	0.6	-2.1	1.9	-0.9	-4.1	-0.4	10.5	3.6	6.9	-6.6	<i>Manufacture of other food products n.e.c.</i>
-0.6	0.1	1.1	-0.02	0.1	0.2	-0.9	-0.4	2.5	0.1	-0.3	-0.04	<i>Other industry</i>
-0.2	-0.4	1.9	-12.3	0.1	-2.2	-2.7	-1.2	0.5	-0.7	-0.3	3.8	Manufacture of prepared animal feeds
-0.7	-1.3	-0.1	2.4	0.2	-1.7	-0.004	1.2	1.0	1.1	0.1	1.1	Manufacture of beverages
-0.7	0.1	-1.3	0.04	0.4	0.04	0.3	1.6	-0.1	2.3	0.4	1.1	<i>Manufacture of soft drinks</i>
-1.0	-4.0	3.3	-0.7	-0.05	-4.0	2.2	0.2	0.8	-2.2	1.6	-0.3	<i>Production of natural mineral waters and other bottled waters</i>
-0.5	-3.5	-1.1	27.0	-0.1	-6.1	-6.7	1.5	8.5	1.5	-4.4	4.0	<i>Other industry</i>
0.3	-0.5	-3.3	-4.7	12.7	0.2	0.1	-0.03	7.5	11.1	-1.3	-17.5	Manufacture of tobacco products
0.2	-2.8	-1.2	1.8	0.1	0.9	-1.7	1.7	-1.2	-0.1	0.6	-1.3	Spinning, weaving and finishing of textiles
												<i>Preparation and spinning of textile fibres</i>
-0.2	-1.8	-1.3	-1.0	-0.3	-0.4	0.01	-0.1	-2.2	0.3	-0.6	-1.6	<i>Weaving of textiles</i>
0.0	-0.5	2.2	3.9	4.0	5.2	-3.7	6.8	-0.2	-1.0	4.1	-0.7	<i>Dyeing, bleaching, printing and finishing of yarns and fabrics</i>
6.9	-25.8	-18.8	48.2	-14.5	-2.8	-18.6	0.0	13.4	0.2	-3.7	-2.6	<i>Other industry</i>
2.0	-2.1	-0.1	0.03	1.3	-0.2	2.7	-0.1	0.2	-0.6	-0.1	0.8	Manufacture of other textiles
2.1	-0.4	0.1	-0.3	2.6	0.5	2.0	0.7	0.7	-0.1	-0.5	-0.1	<i>Manufacture of knitted and crocheted fabrics</i>
1.9	-3.2	-0.1	0.3	0.4	-0.7	3.1	-0.6	-0.1	-0.9	0.2	1.4	<i>Other industry</i>
1.2	-5.2	-0.7	1.0	-1.5	-0.4	7.2	0.5	0.4	1.0	0.1	-0.7	Manufacture of wearing apparel, except fur
1.9	-4.0	-0.6	1.2	-1.6	-0.9	6.9	0.4	-1.2	1.2	0.3	-0.7	<i>Manufacture of clothings</i>
-0.5	-8.2	-1.0	0.4	-1.3	0.8	8.3	0.9	4.8	0.5	-0.4	-0.8	<i>Other industry</i>
-0.4	0.0	-0.3	-16.4	0.2	-3.4	3.8	1.7	2.8	0.1	1.0	1.1	Manufacture of articles of fur, knitted and crocheted apparel
												Tanning and dressing of leather; manufacture of luggage, handbags, saddlery and harness; dressing and dyeing of fur
0.6	-3.5	-2.0	4.6	4.0	2.9	0.5	-0.1	-0.4	0.4	-1.0	-1.2	<i>Manufacture of footwear</i>
0.05	-4.0	-1.4	-0.8	2.1	1.3	0.7	-0.2	3.8	2.7	-3.6	0.7	<i>Manufacture of leather footwear</i>
0.4	-6.5	-0.6	-1.0	-0.7	3.0	1.8	0.1	5.4	1.6	-3.8	-0.2	<i>Manufacture of rubber footwear</i>
-0.4	-0.8	-2.5	-0.5	5.6	-0.7	-0.7	-0.5	1.9	4.1	-3.4	1.9	<i>Other industry</i>
-0.1	-8.4	6.9	1.8	2.1	-0.1	0.6	0.3	1.2	-0.4	-0.5	0.1	Sawmilling and planing of wood

Kod Kumpulan Group code	Keterangan Kumpulan/Tempoh	2021				2022				
		Q1	Q2	Q3	Q4	Q1	Jan.	Feb.	Mac	Apr.
162	Pembuatan produk daripada kayu, gabus, jerami dan bahan jalinan lain	-1.8	0.9	2.7	0.2	-3.1	0.9	-1.2	-1.5	-0.4
16211	Pembuatan kepingan venier dan papan lapis	-3.6	0.8	5.4	-1.4	-3.4	-0.7	-1.4	-1.5	-0.8
16212	Pembuatan papan partikel dan papan gentian	0.6	-6.7	-2.3	6.1	1.8	0.3	0.2	0.2	-0.6
16221	Perfukangan kayu untuk jurubina Industri lain	3.0	2.9	0.2	-5.9	-10.9	5.2	-0.9	-1.1	1.2
		-2.0	4.1	-0.8	9.0	2.2	2.5	-1.7	-2.7	-0.9
170	Pembuatan kertas dan produk kertas	7.6	-2.0	1.1	2.6	1.4	1.4	0.6	-0.1	-0.7
17010	Pembuatan pulpa, kertas dan kertas tebal	1.4	-3.0	0.9	8.1	-0.9	0.5	0.4	0.4	-1.1
17020	Pembuatan kertas gelugur dan kertas tebal dan bekas daripada kertas dan kertas tebal	7.7	-0.7	0.1	1.2	1.5	0.1	0.5	0.3	-0.7
17091	Pembuatan sampul surat dan kad surat	3.0	-2.5	-1.3	-5.0	0.9	4.6	-0.8	-0.8	-2.1
17092	Pembuatan kertas kegunaan rumah dan pembersih peribadi	1.0	-1.0	0.2	5.9	-0.6	1.8	-0.4	-0.5	-0.3
17093	Pembuatan kertas bergam atau pelekat yang berjalur atau bergulung dan label dan kertas dinding Industri lain	7.3	-5.5	6.7	-0.9	4.4	2.3	4.7	0.2	-0.8
		1.3	-2.6	0.8	0.5	4.4	4.8	-1.8	-1.6	0.4
181 & 182	Percetakan, aktiviti perkhidmatan berkaitan percetakan dan penerbitan semula media rakaman	0.9	-3.9	-0.9	7.9	0.3	0.3	0.1	0.5	-3.0
18110	Percetakan	1.1	-3.8	-1.0	8.7	0.5	0.5	0.03	0.6	-3.1
18120	Aktiviti perkhidmatan berkaitan percetakan &	0.2	-4.0	-0.4	4.4	-0.4	-0.3	0.2	0.3	-2.5
18200	Penerbitan semula media rakaman									
192 (19201 & 19202)	Pembuatan produk petroleum bertapis	3.5	-2.3	2.0	-0.3	3.7	1.0	0.02	2.5	-2.6
201	Pembuatan kimia asas, baja dan sebatian nitrogen, plastik dan getah sintetik dalam bentuk primer	-2.2	-3.2	0.6	-3.1	2.3	-2.2	-0.1	0.1	-2.3
20111	Pembuatan gas perindustrian atau perubatan bukan organik dalam bentuk cecair atau mampat	7.4	-0.7	1.9	-24.8	1.5	8.4	-0.5	-0.5	0.0
20112	Pembuatan kimia organik asas &	0.7	-2.1	1.0	9.4	1.9	1.2	-0.3	-0.3	-0.6
20113	Pembuatan sebatian bukan organik									
20121	Pembuatan baja &	3.4	-8.8	1.1	-13.0	4.7	3.0	-0.3	0.6	-8.6
20129	Pembuatan produk campuran nitrogen									
20131	Pembuatan plastik dalam bentuk primer Industri lain	-15.8	-0.8	-1.6	-1.4	1.1	-16.5	0.4	0.4	-0.1
		4.3	-3.1	1.6	11.2	4.3	2.8	1.1	0.4	-2.9
202 & 203	Pembuatan produk kimia lain dan serat buatan manusia	9.2	-3.2	-1.1	3.6	4.5	3.6	-0.2	5.5	-4.3
20210	Pembuatan racun perosak dan produk agrokimia lain	14.2	-1.5	-0.7	5.7	-2.0	20.7	-2.7	-2.7	-0.3
20221	Pembuatan cat, varnis dan penyadur dan mastik	19.5	-16.7	-2.7	-3.2	18.4	3.5	-3.1	19.0	-16.3
20222	Pembuatan dakwat cetak	23.1	0.8	0.0	0.4	17.3	0.0	0.1	23.0	-1.4
20231	Pembuatan sabun dan bahan pencuci, penyediaan & membersihkan dan mengilat	1.6	0.8	-1.7	-0.5	-0.6	0.8	0.4	0.4	-1.4
20232	Pembuatan pewangi dan penyediaan dandanan diri									
20291	Pembuatan plat fotografi, filem, sensitized paper dan other & sensitized unexposed materials									
20292	Pembuatan dakwat menulis dan melukis &	8.1	0.8	0.4	15.8	0.3	5.2	2.0	0.7	-0.2
20299	Pembuatan produk kimia lain t.t.t.l. Industri lain	-2.9	0.6	-1.0	-8.6	3.3	-1.0	-1.0	-1.0	-0.3
210	Pembuatan produk farmaseutikal, kimia perubatan dan botani	0.3	12.1	1.1	-5.5	-1.2	-0.1	0.6	-0.2	12.8
21001	Pembuatan bahan aktif ubat-ubatan untuk digunakan oleh bidang farmakologi dalam pembuatan ubat-ubatan Industri lain	0.5	11.1	0.2	-3.0	-2.0	-0.2	1.0	-0.3	12.0
		-0.2	14.8	3.1	-11.2	1.0	0.2	-0.2	-0.2	14.8
221	Pembuatan produk getah	0.9	3.7	-1.3	-2.5	2.0	0.8	-0.5	0.7	4.2
22111	Pembuatan tayar getah untuk kenderaan	-1.3	8.9	-12.5	2.4	2.1	1.6	-1.4	-1.4	8.9
22112	Pembuatan bunga tayar yang boleh ditukar ganti dan tayar celup	-3.8	-5.9	5.2	8.0	-5.6	-0.1	-1.9	-1.8	3.3
22191	Pembuatan produk lain daripada getah asli atau sintetik, & tidak divulkan, divulkan atau dikeraskan	-0.3	-0.2	-3.3	-3.2	-0.6	0.3	-1.2	0.6	1.6
22193	Pengilangan semula getah dan prosesan susu getah									
22192	Pembuatan sarung tangan getah	1.2	5.4	-0.2	-6.0	3.8	0.1	-0.2	1.3	4.7
22199	Pembuatan produk getah lain yang t.t.t.l.	2.0	2.1	-0.4	3.4	0.2	2.3	-0.5	0.1	3.6
222	Pembuatan produk plastik	0.8	-0.2	-2.1	1.3	1.2	1.3	-0.5	-0.01	1.3
22201	Pembuatan produk plastik separa siap &	-1.2	1.3	-3.3	-1.9	6.3	0.1	-0.9	-0.4	3.7
22202	Pembuatan produk plastik siap									
22203	Pembuatan artikel plastik untuk pembungkusan barangan	0.8	0.5	-1.1	3.7	0.5	2.1	-0.9	-0.4	1.2
22204	Pembuatan barangan plastik jurubina	3.7	-3.9	0.2	0.4	7.8	2.9	0.6	0.2	-0.3
22205	Pembuatan pinggan mangkuk, peralatan dapur dan barangan tandas daripada plastik	3.0	-0.9	-1.6	0.3	15.7	1.9	0.2	0.8	0.3
22209	Pembuatan pelbagai produk plastik t.t.t.l.	1.5	-1.4	-2.4	1.5	-5.2	1.2	-0.02	0.3	0.1
231 (23101 & 23102 & 23109)	Pembuatan kaca dan produk kaca	1.6	-2.0	-1.6	7.7	0.4	1.0	0.3	0.3	0.6

2021			2022									Group Description/Period
Mei	Jun	Jul.	Ogo.	Sep.	Okt.	Nov.	Dis.	Jan.	Feb.	Mac	Apr.	
3.9	-2.5	0.9	0.1	1.7	-0.2	1.5	-1.1	0.1	-0.5	-2.8	-0.8	Manufacture of products of wood, cork, straw and plaiting materials
4.7	-3.1	1.6	0.7	3.1	-1.5	0.8	-0.7	-1.7	-0.9	-0.8	-1.1	Manufacture of veneer sheets and plywood
0.03	-6.2	-0.3	-0.8	-1.2	1.4	3.8	0.8	1.9	0.5	-0.5	-0.7	Manufacture of particle board and fibreboard
1.9	-0.2	-0.4	-0.1	0.7	0.8	-5.2	-1.6	0.1	0.3	-11.2	-1.2	Manufacture of builders' carpentry
5.9	-0.8	0.5	-1.3	-0.04	2.4	9.1	-2.6	4.8	-0.3	-2.1	0.2	Other industry
-0.3	-1.0	-0.6	0.01	1.7	1.5	1.7	-0.7	0.7	0.8	-0.1	-1.0	Manufacture of paper and paper products
-0.4	-1.5	0.0	-0.9	1.9	7.2	0.7	0.1	0.2	-1.1	-0.1	0.1	Manufacture of pulp, paper and paperboard
0.01	0.1	-3.4	1.3	2.2	1.6	0.1	-0.5	-0.1	1.6	0.1	-1.4	Manufacture of corrugated paper and paperboard and of containers of paper and paperboard
-0.3	-0.1	-0.4	-0.5	-0.4	-0.8	-3.5	-0.8	2.9	-1.0	-1.0	-2.2	Manufacture of envelopes and letter-card
-0.6	-0.2	-0.5	-0.4	1.1	-0.3	8.6	-2.2	0.7	-0.7	-0.6	-0.6	Manufacture of household and personal hygiene paper
-0.2	-4.4	6.3	-0.6	1.0	-0.9	0.03	-0.04	0.6	4.1	-0.2	-1.1	Manufacture of gummed or adhesive paper in strips or rolls and labels and wall paper
-0.8	-2.2	0.7	-2.2	2.4	0.2	0.9	-0.5	4.1	-0.5	0.8	-0.9	Other industry
0.3	-1.2	-0.5	0.1	-0.6	4.1	3.1	0.5	0.1	-0.2	0.5	-3.3	Printing, service activities related to printing and reproduction of recorded media
0.3	-1.1	-0.5	0.04	-0.6	4.2	3.7	0.6	0.1	-0.3	0.7	-3.3	Printing
-0.1	-1.5	-0.4	0.5	-0.6	3.5	0.7	0.2	0.1	-0.1	-0.4	-3.6	Service activities related to printing
												Reproduction of recorded media
0.04	0.3	1.9	0.02	0.1	-0.5	-0.5	0.7	-0.3	1.5	2.5	-2.8	Manufacture of refined petroleum products
-0.4	-0.4	0.9	-0.03	-0.3	-0.5	-2.6	-0.01	0.6	0.8	0.9	-1.9	Manufacture of basic chemicals, fertilizer and nitrogen compounds, plastics and synthetic rubber in primary forms
-1.3	0.5	1.2	0.1	0.7	-0.9	-24.0	-0.1	2.8	-1.2	-0.1	0.0	Manufacture of liquefied or compressed inorganic industrial or medical gases
-0.1	-1.4	1.5	-0.1	-0.5	0.6	8.2	0.5	0.1	0.4	1.4	-0.7	Manufacture of basic organic chemicals
-0.2	-0.1	1.7	0.1	-0.7	-1.1	-11.1	-1.1	1.2	3.7	-0.3	-8.9	Manufacture of inorganic compounds
-0.8	0.1	-0.6	-0.3	-0.6	-1.5	0.3	-0.2	-0.6	0.1	1.7	-0.3	Manufacture of fertilizers
0.5	-0.7	-0.5	1.0	1.1	-0.2	10.3	1.1	2.5	1.2	0.6	4.3	Manufacture of associated nitrogen products
0.9	0.3	-1.1	-0.3	0.3	2.8	1.3	-0.5	0.7	-1.1	4.9	-3.8	Manufacture of other chemical products and man-made fibres
-1.2	-0.1	-0.2	-0.6	0.1	0.6	4.1	1.0	0.6	-2.8	0.3	-0.8	Manufacture of pesticides and other agrochemical products
-0.3	-0.1	0.1	-0.8	-1.9	0.3	-2.2	-1.2	3.7	-3.3	18.0	-16.7	Manufacture of paints, varnishes and similar coatings ink and mastics
0.3	1.9	0.2	-0.3	0.1	-2.0	2.5	-0.1	0.2	-0.2	17.3	-0.7	Manufacture of printing ink
2.5	-0.2	-1.9	-0.3	0.5	-0.2	0.4	-0.7	0.04	-0.8	0.2	-2.4	Manufacture of soap and detergents, cleaning and polishing preparations
												Manufacture of perfumes and toilet preparations
												Manufacture of photographic plates, films, sensitized paper and other sensitized unexposed materials
0.2	0.9	-1.4	0.2	1.7	11.7	4.2	-0.5	-0.1	0.1	0.3	1.5	Manufacture of writing and drawing ink
-0.3	1.3	-0.3	0.0	-0.6	0.0	-8.0	-0.6	2.2	0.8	0.3	-0.9	Manufacture of other chemical products n.e.c.
-0.8	0.2	0.8	0.9	-0.7	-0.6	-5.1	0.2	-1.6	0.5	-0.1	12.9	Manufacture of pharmaceuticals, medicinal chemical and botanical products
-0.7	-0.1	0.7	0.8	-1.2	0.3	-3.0	-0.3	-2.9	1.1	-0.2	11.5	Manufacture of medicinal active substances to be used for their pharmacological properties in the manufacture of medicaments
-0.9	0.9	0.9	1.4	0.8	-2.6	-10.2	1.5	1.6	-0.8	0.2	16.4	Other industry
-0.3	-0.2	-0.7	-0.4	-0.2	-0.3	-1.8	-0.4	2.2	-0.4	0.2	4.4	Manufacture of rubber products
0.3	-0.2	-12.0	-0.2	-0.4	-0.7	1.2	1.8	1.7	0.9	-0.5	7.1	Manufacture of rubber tyres for vehicles
-3.6	-5.4	0.5	3.0	1.6	1.9	7.2	-1.2	0.4	-4.0	-2.0	4.9	Manufacture of interchangeable tyre treads and retreading rubber tyres
-1.4	-0.4	0.9	-0.7	-3.4	-1.2	-1.7	-0.2	0.8	-1.1	-0.3	5.0	Manufacture of other products of natural or synthetic rubber, unvulcanized, vulcanized or hardened
0.1	0.5	-0.2	-0.3	0.3	-0.6	-4.9	-0.6	3.4	-0.7	1.1	4.5	Rubber remilling and latex processing
-0.4	-1.1	-0.1	-0.6	0.4	0.6	3.4	-0.5	0.7	0.6	-1.0	3.3	Manufacture of rubber gloves
-0.3	-1.2	-0.8	-0.4	-0.9	0.3	0.8	0.2	-1.0	-0.8	3.1	1.1	Manufacture of plastics products
-0.5	-1.9	-2.1	-0.9	-0.3	0.2	-2.0	-0.2	-1.1	-0.7	8.3	3.4	Manufacture of semi-manufactures of plastic products
-0.1	-0.5	-1.1	-0.2	0.2	0.9	2.2	0.6	-1.5	-0.9	3.0	0.7	Manufacture of finished plastic products
-1.0	-2.7	0.3	0.3	-0.5	1.2	-1.2	0.4	0.9	-0.5	7.4	0.6	Manufacture of plastic articles for the packing of goods
0.02	-1.3	-2.0	0.5	-0.04	0.6	0.1	-0.4	14.9	-0.01	0.7	2.5	Manufacture of builders' plastics ware
-0.3	-1.2	0.5	-0.5	-2.4	-0.2	1.6	0.1	-4.4	-1.0	0.2	-0.3	Manufacture of plastic tableware, kitchenware and toilet articles
-1.2	-1.4	-0.5	0.1	-1.3	3.0	-0.5	5.1	1.2	-0.9	0.1	-0.2	Manufacture of diverse plastic products n.e.c.
												Manufacture of glass and glass products

Kod Kumpulan Group code	Keterangan Kumpulan/Tempoh	2021				2022				
		Q1	Q2	Q3	Q4	Q1	Jan.	Feb.	Mac	Apr.
239	Pembuatan pengeluaran galian bukan logam f.t.t.l.	0.6	-1.2	1.6	0.5	-0.6	2.1	-2.0	0.5	0.8
23911	Pembuatan mortar refraktori dan konkrit &	6.1	-0.8	-2.7	1.2	-7.0	3.3	-2.7	5.5	0.0
23921	Pembuatan seramik bukan refraktori									
23930	Pembuatan produk porselin dan seramik lain	-4.9	1.9	-4.7	1.5	-0.6	1.2	-5.6	-0.5	0.1
23941	Pembuatan simen hidrolik	2.4	-0.02	-0.3	4.1	-0.1	2.4	-0.1	0.1	1.0
23951	Pembuatan konkrit dan mortar siap bancuh dan banchuan kering	-4.7	1.2	6.9	-1.1	-3.7	2.2	-6.3	-0.5	2.3
23952	Pembuatan konkrit pratuangan, simen atau artikel batu buatan yang digunakan dalam pembinaan;									
23953	& Pembuatan komponen struktur pasang siap untuk bangunan atau kejuruteraan awam dari simen, batu atau konkrit buatan	1.9	-3.6	2.2	2.8	1.0	1.1	0.3	0.5	0.0
23959	Pembuatan artikel konkrit, simen dan plaster lain f.t.t.l.									
23990	Pembuatan produk mineral bukan logam lain f.t.t.l. Industri lain	2.0	-1.8	2.7	2.1	4.7	2.2	0.2	-0.4	0.8
		-0.3	-0.3	0.4	-10.6	3.0	3.7	-2.0	-1.8	2.2
241 (24101 & 24102 & 24103 & 24104 & 24109)	Pembuatan besi dan keluli asas	-1.3	-1.7	-2.0	7.1	-2.2	1.8	-2.7	-0.3	-2.1
242 (24201 & 24202 & 24209)	Pembuatan logam asas berharga dan logam bukan ferus lain	1.6	-4.2	0.1	0.8	3.6	0.3	1.5	-0.2	-0.8
243	Pengacuan logam	7.4	-7.0	-0.03	1.8	5.9	0.6	3.1	3.5	-5.0
251 & 252	Pembuatan produk struktur logam, tangki, takungan, penjana wap, senjata dan peluru	1.6	-6.1	4.1	-0.3	0.4	0.5	-0.1	1.1	-1.7
25113	Pembuatan pintu, tingkap dan bingkai, penutup tingkap & dan pintu pagar daripada logam	2.4	-7.2	5.3	-1.8	0.9	0.6	0.0	1.7	-1.7
25119	Pembuatan produk struktur logam lain									
25120	Pembuatan tangki, takungan dan kontena daripada logam	-0.3	-2.3	3.0	1.3	-0.8	0.04	-0.1	-0.2	-0.2
	Industri lain	0.3	-5.7	-0.4	4.9	-0.5	0.8	-0.6	0.1	-3.2
259	Pembuatan lain-lain produk yang direka daripada logam; aktiviti perkhidmatan kerja logam	2.5	-2.4	0.4	2.4	2.2	0.7	0.8	1.0	-0.7
25910	Tempaan, tekanan, hentakan dan bentuk geleskan logam; serbuk metalurgi	1.1	-0.7	0.5	1.2	0.5	2.0	-0.2	-0.7	-0.4
25920	Rawatan dan penyalutan logam; menggunakan mesin	10.3	-6.6	-2.4	4.4	8.4	0.6	4.9	4.5	-3.7
25991	Pembuatan tin untuk produk makanan dan minuman, tiub dan kotak boleh dilipat	-1.1	-1.1	-1.7	4.4	-0.5	1.4	-1.2	-1.3	0.6
25992	Pembuatan kabel, plaited bands (jalur/pita berpintal) dan artikel seumpamanya daripada logam									
25993	& Pembuatan bolt, skru, nat dan produk uliran seumpamanya	-1.6	-2.1	3.1	0.9	-0.8	0.2	-1.2	-0.6	-0.7
25994	Pembuatan barangan rumah daripada logam	2.2	-11.0	-2.5	4.2	3.8	0.2	1.0	1.0	-1.2
25999	Pembuatan produk lain yang direka daripada logam f.t.t.l. Industri lain	5.3	-1.3	0.5	2.8	3.4	0.1	2.4	2.8	0.3
		1.4	-1.9	1.1	2.5	3.1	-0.4	-0.1	1.9	-0.5
261	Pembuatan komponen dan papan elektronik	1.9	2.2	1.0	3.5	1.5	0.1	1.2	0.6	1.1
26101	Pembuatan diod, transistor dan alatan semikonduktor & yang seumpamanya	1.8	2.4	1.8	1.4	1.4	0.1	1.3	0.4	1.8
26102	Pembuatan litar elektronik bersepadu dengan pemasangan mikro									
26103	Pembuatan kapasitor dan perintang elektrik &									
26104	Pembuatan papan litar bercetak &	2.7	1.9	0.1	6.8	1.7	0.2	1.3	1.2	0.2
26105	Pembuatan komponen paparan									
26109	Pembuatan komponen lain untuk aplikasi elektronik	-0.7	2.2	-1.5	2.1	0.8	-0.2	0.1	-0.6	0.8
262 (26201 & 26202)	Pembuatan komputer dan kelengkapan peranti	1.5	1.1	3.3	3.1	1.1	1.3	0.6	-0.4	-0.1
263/ 26300	Pembuatan peralatan komunikasi	-1.8	4.1	-0.1	0.6	0.001	-1.0	-0.2	-0.7	1.5
264/ 26400	Pembuatan peralatan elektronik pengguna	-1.1	-0.3	2.2	-1.4	0.1	-0.8	-0.1	-0.1	-0.8
265	Pembuatan kelengkapan mengukur, menguji, memandu arah dan kawalan; jam tangan dan jam	4.0	-0.3	0.6	2.4	1.0	3.5	0.1	0.3	0.2
26511	Pembuatan kelengkapan mengukur, menguji, memandu arah dan kawalan	4.5	0.4	1.5	0.8	0.2	4.8	-0.3	0.0	0.4
26512	Pembuatan kelengkapan kawalan proses perindustrian									
26520	Pembuatan jam tangan dan jam dan bahagiannya	2.3	-2.9	-2.2	8.0	4.0	-0.8	1.6	1.6	-0.6
266/ 26600	Pembuatan peralatan penyinaran, perubatan elektro dan elektroterapeutik	-0.2	1.6	2.3	-3.4	-0.8	-0.4	0.1	0.1	-0.4

2021				2022								Group Description/Period
Mei	Jun	Jul.	Ogo.	Sep.	Okt.	Nov.	Dis.	Jan.	Feb.	Mac	Apr.	
0.02	-2.0	0.7	0.1	0.8	-0.6	0.8	0.3	1.0	-1.8	0.3	0.5	Manufacture of non-metallic mineral products
												<i>Manufacture of refractory mortars and concretes</i>
0.0	-0.8	-2.4	-0.5	0.1	-2.5	3.2	0.6	-6.3	-2.2	1.5	-1.0	<i>Manufacture of non-refractory ceramic</i>
3.5	-1.6	-0.8	-0.4	-3.5	1.8	-0.5	0.2	1.8	-1.1	-1.3	-0.7	<i>Manufacture of other porcelain and ceramic products</i>
-0.7	-0.3	-0.2	-0.3	0.1	0.03	3.7	0.3	0.3	0.1	-0.5	3.0	<i>Manufacture of hydraulic cement</i>
0.3	-1.4	1.7	2.7	2.3	-2.9	1.7	0.2	0.9	-4.8	0.3	4.4	<i>Manufacture of ready-mix and dry-mix concrete and mortars</i>
												<i>Manufacture of precast concrete, cement or artificial stone articles for use in construction</i>
-0.5	-3.1	1.9	-0.7	1.0	-0.2	2.6	0.4	1.7	-1.7	1.0	-1.6	<i>Manufacture of prefabricated structural components for building or civil engineering of cement, concrete or artificial stone</i>
												<i>Manufacture of other articles of concrete, cement and plaster n.e.c.</i>
0.7	-3.3	1.0	-0.4	2.0	2.2	0.2	-0.4	3.9	1.1	-0.3	-0.5	<i>Manufacture of other non-metallic mineral products n.e.c.</i>
-0.8	-1.6	-0.03	-0.2	0.6	0.1	-10.8	0.1	5.6	-0.9	-1.6	2.6	<i>Other industry</i>
-0.1	0.5	-1.8	-0.2	0.1	2.3	-0.2	4.9	-0.6	-2.4	0.8	0.4	Manufacture of basic iron and steel
-0.6	-2.8	-0.7	-0.1	0.9	0.5	0.2	0.02	1.4	2.7	-0.5	0.7	Manufacture of basic precious and other non-ferrous metals
-1.6	-0.5	-2.8	2.5	0.4	-0.02	1.7	0.2	4.0	2.1	-0.3	-6.3	Casting of metals
-0.1	-4.5	1.2	0.1	2.6	0.3	-1.0	0.3	0.1	-0.7	0.9	-0.9	Manufacture of structural metal products, tanks, reservoirs, steam generators, weapons and ammunition
												<i>Manufacture of metal doors, windows and their frames, shutters and gates</i>
0.5	-6.0	1.8	0.5	3.0	0.1	-2.4	0.5	0.3	-0.6	1.1	-1.5	<i>Manufacture of other structural metal products</i>
-0.6	-1.6	0.8	-1.2	3.3	0.6	0.8	-0.1	-0.8	0.4	-0.4	1.0	<i>Manufacture of tanks, reservoirs and containers of metal</i>
-2.4	-0.2	-0.8	0.1	0.2	1.1	3.6	0.2	0.1	-2.2	1.7	-0.3	<i>Other industry</i>
-0.5	-1.2	-0.8	-0.03	1.2	0.7	0.7	1.0	0.5	0.4	1.3	-1.5	Manufacture of other fabricated metal products; metal working service activities
												<i>Forging, pressing, stamping and roll-forming of metal; powder metallurgy</i>
0.1	-0.4	-1.3	0.0	1.9	0.7	0.4	0.1	1.1	0.2	-0.8	-0.2	<i>Treatment and coating of metals; machining</i>
-0.7	-2.4	0.4	-2.2	-0.7	1.9	1.5	0.9	0.7	3.2	4.3	-5.6	<i>Manufacture of tins and cans for food products, collapsible tubes and boxes</i>
-1.0	-0.7	-1.1	-0.7	0.1	1.7	1.1	1.5	1.9	-0.9	-1.6	1.1	<i>Manufacture of metal cable, plaited bands and similar articles</i>
												<i>Manufacture of bolts, screws, nuts and similar threaded products</i>
-0.8	-0.6	-1.0	0.6	3.5	-0.6	1.3	0.3	-0.6	0.2	-0.4	-1.2	<i>Manufacture of metal household articles</i>
0.6	-10.4	-3.9	0.5	0.9	-0.2	5.0	-0.5	-0.6	0.9	3.5	-3.1	<i>Manufacture of any other fabricated metal products n.e.c.</i>
-0.7	-0.9	-0.7	0.5	0.7	0.4	-0.7	3.1	0.5	-0.6	3.5	-1.8	<i>Other industry</i>
-0.5	-0.9	0.7	0.5	-0.1	1.6	0.8	0.1	0.2	1.0	2.0	-0.4	<i>Other industry</i>
0.4	0.6	0.2	0.8	-0.05	2.0	0.8	0.6	-0.4	0.9	1.0	0.8	Manufacture of electronic components and boards
												<i>Manufacture of diodes, transistors and similar semiconductor devices</i>
0.5	0.1	0.3	1.4	0.1	0.3	0.5	0.6	-0.9	1.0	1.3	1.4	<i>Manufacture of electronic integrated circuits micro assemblies</i>
												<i>Manufacture of electrical capacitors and resistors</i>
0.2	1.5	0.2	0.2	-0.2	4.7	1.2	0.8	0.02	0.9	0.8	-0.1	<i>Manufacture of printed circuit boards</i>
												<i>Manufacture of display components</i>
1.1	0.3	-0.5	-0.7	-0.3	0.3	1.6	0.2	0.9	-0.2	0.1	1.3	<i>Manufacture of other components for electronic applications</i>
1.0	0.2	1.4	0.7	1.1	0.1	2.8	0.1	0.5	0.1	0.6	-0.5	Manufacture of computers and peripheral equipment
1.1	1.5	-0.4	0.5	-0.2	0.5	0.9	-0.7	-1.3	1.2	0.2	0.8	Manufacture of communication equipment
0.9	-0.5	-5.0	4.6	2.9	1.8	-2.0	-1.2	1.0	-0.5	-0.3	2.1	Manufacture of consumer electronics
0.2	-0.7	0.0	0.6	0.03	0.3	1.9	0.2	0.8	-0.3	0.6	-0.3	Manufacture of measuring, testing, navigating and control equipment; watches and clocks
												<i>Manufacture of measuring, testing, navigating and control equipment</i>
0.4	-0.3	0.5	0.7	0.2	0.6	-0.2	0.4	1.0	-0.7	-0.1	0.05	<i>Manufacture of industrial process control equipment</i>
-0.5	-1.9	-1.9	0.2	-0.5	-0.7	9.5	-0.6	0.1	0.8	3.1	-1.4	<i>Manufacture of watches and clocks and parts</i>
0.6	1.4	1.5	1.2	-0.5	-0.4	-2.7	-0.3	-0.6	-0.4	0.1	-0.9	Manufacture of irradiation, electromedical and electrotherapeutic equipment

Kod Kumpulan Group code	Keterangan Kumpulan/Tempoh	2021				2022				
		Q1	Q2	Q3	Q4	Q1	Jan.	Feb.	Mac	Apr.
267 (26701 & 26702) & 268 (26800)	Pembuatan peralatan optikal, kelengkapan fotografi, media magnetik dan optikal	-1.8	-0.01	-1.4	-5.8	-4.3	-0.1	-1.0	-0.7	0.2
271	Pembuatan motor elektrik, penjana, transformer dan perkakasan pengagihan dan pengawalan elektrik	2.5	-2.0	4.2	1.9	-0.1	2.2	0.1	0.2	-1.7
	27101 Pembuatan motor elektrik, penjana dan transformer	5.7	-3.3	2.7	0.8	0.5	5.2	0.2	0.2	-2.8
	27102 Pembuatan perkakasan pengagihan dan pengawalan	-0.1	-0.9	5.5	2.8	-0.6	-0.2	-0.1	0.2	-0.8
272/ 27200	Pembuatan bateri dan akumulator	2.0	-3.8	-0.2	-6.8	5.9	2.2	-0.7	0.5	-0.6
273	Pembuatan pendawaian dan peranti pendawaian	-2.8	2.1	3.6	4.9	-1.1	-1.0	-1.1	-0.8	-1.0
	27310 Pembuatan kabel gantian optikal	-0.3	-1.4	8.2	-6.2	5.6	-1.3	0.5	0.5	-1.8
	27320 Pembuatan wayar dan kabel elektronik dan elektrik lain	-3.3	0.9	3.7	5.9	-1.6	-1.1	-1.2	-1.0	-1.1
	27330 Pembuatan alatan pendawaian pembawa dan bukan pembawa arus untuk litar elektrik (tanpa mengira jenis bahan)	2.0	19.9	0.5	-0.7	2.4	0.7	0.6	0.6	0.6
274/ 27400	Pembuatan kelengkapan pencahayaan elektrik	-3.0	-2.1	-5.0	-10.1	-1.3	-0.5	-1.3	-1.3	-1.4
275/ 27500	Pembuatan perkakasan domestik	4.3	-2.9	-1.7	3.8	3.1	0.4	-0.4	4.3	-1.2
279/ 27900	Pembuatan kelengkapan elektrik lain	-1.0	-1.8	0.6	2.7	1.9	-0.5	-0.3	-0.3	-0.2
281 & 282	Pembuatan jentera kegunaan umum dan kegunaan khas	0.6	1.2	-2.2	1.5	0.7	0.5	1.4	-1.4	0.5
	28120 Pembuatan alat-alat kuasa bendalir &									
	28130 Pembuatan pam, pemampat, kepala paip dan injap lain	0.5	-2.1	2.3	21.8	1.7	-0.1	0.3	0.3	0.9
	28180 Pembuatan alatan tangan yang menggunakan kuasa dilengkapkan dengan motor elektrik atau bukan motor elektrik atau pneumatik &	-0.2	0.2	-2.0	-3.2	0.7	-0.7	2.0	-1.4	1.3
	28220 Pembuatan jentera pembentukan logam dan alatan mesin									
	28192 Pembuatan mesin penyaman udara, termasuk untuk kenderaan bermotor	-2.8	-1.8	-4.2	0.7	7.7	-3.2	0.7	-0.3	-0.3
	28290 Pembuatan lain-lain mesin bertujuan khas t.t.t.l. Industri lain	-0.2	-0.4	-4.6	1.9	3.4	0.2	-0.2	-0.2	1.6
		1.9	3.3	-2.0	1.2	-1.5	2.3	1.8	-2.1	-0.2
291 (29101 & 29102)	Pembuatan kenderaan bermotor	0.6	-1.3	1.4	1.1	0.8	0.1	0.9	-0.4	-0.1
292/ 29200	Pembuatan kerangka (coachwork) untuk kenderaan bermotor; pembuatan treler dan semi treler	-1.1	0.8	0.1	-1.0	2.6	0.5	-0.1	-1.5	2.0
293/ 29300	Pembuatan alat ganti dan aksesori untuk kenderaan bermotor	0.3	-0.5	-0.02	1.1	1.6	-0.2	0.6	-0.1	0.3
301 (30110 & 30120)	Pembinaan kapal dan bot	3.0	-7.3	5.1	-1.0	3.2	1.4	0.3	1.3	-5.7
302, 303, 304 & 309	Pembuatan lokomotif keretapi, rolling stock, kapal angkasa dan udara, jentera berkaitan, kenderaan tempur ketenteraan, dan kelengkapan pengangkutan t.t.t.l.	5.1	-4.7	0.9	0.4	4.6	4.8	0.2	0.1	-3.2
	30910 Pembuatan motosikal	5.7	-4.8	1.8	1.1	4.9	2.8	1.4	1.4	-3.8
	30920 Pembuatan basikal dan invalid carriages Industri lain	11.4	-12.7	-4.0	-0.5	6.4	10.9	0.2	0.2	-9.3
		3.1	-2.5	1.5	0.1	4.0	4.9	-0.8	-0.9	-1.1
310	Pembuatan perabot	2.4	-4.6	7.5	-0.9	2.8	1.6	0.3	0.5	1.3
	31001 Pembuatan perabot kayu dan rotan Industri lain	1.5	-5.5	9.9	0.0	3.3	0.4	0.3	0.8	1.7
		5.0	-2.1	0.5	-3.6	1.0	5.1	0.3	-0.4	0.1
321 (32110 & 32120)	Pembuatan barang kemas, bijouterie dan artikel berkaitan	-3.5	-3.1	0.3	2.2	-1.2	2.4	-1.2	-4.7	-0.5
322, 325 & 329	Pembuatan instrumen muzik, peralatan dan bekalan perubatan dan pergigian dan pembuatan lain t.t.t.l.	5.3	-0.8	0.6	2.9	1.2	2.8	2.0	0.5	0.4
	32901 Pembuatan alat tulis Industri lain	-1.4	-1.5	0.7	5.2	-3.1	0.3	-1.9	0.3	-0.2
		7.6	-0.6	0.6	2.2	2.6	3.7	3.2	0.6	0.6
323/ 32300	Pembuatan barangan sukan	12.4	-3.3	-1.5	5.6	-2.0	11.7	0.3	0.3	-1.8
324/ 32400	Pembuatan permainan dan mainan	1.2	-3.8	2.2	1.1	1.8	1.8	-1.3	0.7	-1.6
331 & 332	Pembaikan pemasangan produk logam, jentera, kelengkapan dan pemasangan jentera perindustrian dan kelengkapan	2.8	-2.7	2.5	1.1	3.4	3.7	0.7	-1.5	-0.1
	33150 Pembaikan dan penyelenggaraan kelengkapan pengangkutan kecuali motosikal dan basikal Industri lain	-2.1	-4.5	-0.6	-0.2	1.1	2.3	-2.1	-2.2	0.0
		3.9	-2.3	3.1	1.4	3.8	4.0	1.3	-1.4	-0.2
Jumlah Pembuatan		1.6	-0.8	0.7	1.3	1.2	1.2	0.1	0.2	0.1

2021				2022								Group Description/Period
Mei	Jun	Jul.	Ogo.	Sep.	Okt.	Nov.	Dis.	Jan.	Feb.	Mac	Apr.	
0.4	-0.6	-1.9	1.3	-0.8	-0.2	-5.8	0.3	-5.1	1.3	-0.5	3.8	Manufacture of optical instruments, photographic equipment, magnetic and optical media
-0.2	0.0	-0.2	2.5	2.0	0.3	-0.2	1.8	0.6	-0.4	-0.3	-2.2	Manufacture of electric motors, generators, transformers and electricity distribution and control apparatus
-0.8	0.3	0.5	0.5	1.7	-0.2	-0.7	1.7	1.3	-0.6	-0.2	-2.9	Manufacture of electric motors, generators and transformers
0.2	-0.2	-0.8	4.1	2.2	0.8	0.2	1.8	0.1	-0.3	-0.4	-1.6	Manufacture of electricity distribution and control apparatus
1.1	-4.3	-1.3	5.7	-4.3	-0.2	-5.7	-0.9	0.1	6.0	-0.3	-1.2	Manufacture of batteries and accumulators
1.0	2.1	-0.5	2.2	1.9	1.7	1.6	1.5	-0.4	-1.3	0.6	0.4	Manufacture of wiring and wiring devices
0.8	-0.4	1.4	-0.4	7.1	-0.2	-8.9	3.1	-0.4	0.1	5.9	1.0	Manufacture of fibre optic cables
1.0	1.0	-0.6	2.4	1.9	1.9	2.2	1.7	-0.5	-1.4	0.3	0.5	Manufacture of other electronic and electric wires and cables
1.0	18.0	-0.3	0.8	0.0	0.3	0.8	-1.7	1.1	-0.01	1.2	-0.3	Manufacture of current-carrying and non current-carrying wiring devices for electrical circuits regardless of material
-0.6	-0.1	-2.0	-1.9	-1.2	-0.9	-8.6	-0.7	0.3	-0.2	-1.5	0.3	Manufacture of electric lighting equipment
-1.0	-0.8	-1.4	0.1	-0.4	1.9	1.1	0.8	0.5	-0.6	3.2	-1.4	Manufacture of domestic appliances
-0.1	-1.4	0.2	-0.5	1.0	-0.6	3.5	-0.1	0.6	-0.5	1.8	-0.4	Manufacture of other electrical equipment
-0.4	1.2	-2.1	0.0	-0.1	-0.04	1.8	-0.2	0.9	1.3	-1.5	1.3	Manufacture of general-purpose and special-purpose machinery
-0.6	-2.4	1.6	0.2	0.5	-1.3	25.3	-1.5	0.3	0.7	0.7	-1.0	Manufacture of fluid power equipment
-0.8	-0.3	-1.4	-0.3	-0.3	0.2	-3.1	-0.3	0.5	1.6	-1.3	0.3	Manufacture of other pumps, compressors, taps and valves
-0.8	-0.3	-1.4	-0.3	-0.3	0.2	-3.1	-0.3	0.5	1.6	-1.3	0.3	Manufacture of power-driven hand tools with self-contained electric or non-electric motor or pneumatic drives
-0.8	-0.3	-1.4	-0.3	-0.3	0.2	-3.1	-0.3	0.5	1.6	-1.3	0.3	Manufacture of metal-forming machinery and machine tools
-1.3	-0.2	-5.3	0.8	0.4	-2.3	2.2	0.9	6.2	1.2	0.2	-1.1	Manufacture of air-conditioning machines, including for motor vehicles
0.2	-2.2	0.1	-1.1	-3.6	0.9	0.4	0.6	1.6	1.3	0.5	0.6	Manufacture of other special-purpose machinery
-0.2	3.6	-2.8	0.2	0.6	0.3	1.3	-0.3	0.1	1.3	-2.8	2.9	Other industry
-0.2	-1.0	-0.9	0.4	1.9	0.6	0.1	0.4	0.2	0.9	-0.3	-1.4	Manufacture of motor vehicles
0.5	-1.7	-0.3	0.1	0.3	0.4	-1.0	-0.5	0.2	3.7	-1.3	2.1	Manufacture of bodies (coachwork) for motor vehicles; manufacture of trailers and semi-trailers
-0.4	-0.4	-0.5	-0.4	0.9	0.8	0.1	0.2	1.0	0.4	0.2	0.4	Manufacture of parts and accessories for motor vehicles
0.5	-2.3	-0.1	0.2	5.0	0.6	0.4	-2.0	2.0	-0.3	1.4	-1.5	Building of ships and boats
-0.6	-1.0	-0.2	-0.3	1.4	1.0	-0.1	-0.5	3.4	0.8	0.3	-0.7	Manufacture of railway locomotives, rolling stock, air and spacecraft, related machinery, military fighting vehicles and transport equipment n.e.c.
-0.8	-0.3	-0.4	-0.02	2.2	2.1	-0.2	-0.8	2.5	0.9	1.5	-2.3	Manufacture of motorcycles
-1.7	-2.1	-1.0	-2.3	-0.8	-0.2	0.04	-0.3	6.8	-0.3	-0.1	0.9	Manufacture of bicycles and invalid carriages
-0.1	-1.3	0.1	0.03	1.3	0.3	0.02	-0.2	3.4	1.0	-0.5	0.2	Other industry
-0.3	-5.6	-2.0	0.3	9.4	-0.7	0.3	-0.5	2.0	0.2	0.5	1.5	Manufacture of furniture
-0.2	-6.8	-2.7	0.3	12.6	-0.6	0.8	-0.2	2.5	-0.2	0.9	1.9	Manufacture of wooden and cane furniture
-0.4	-1.8	0.1	0.1	0.4	-1.1	-1.1	-1.5	0.3	1.5	-0.8	0.3	Other industry
-0.7	-1.9	1.3	-0.2	-0.8	0.7	2.1	-0.6	2.0	1.7	-4.8	1.4	Manufacture of jewellery, bijouterie and related articles
-0.1	-1.1	-0.03	-0.04	0.7	0.7	1.6	0.6	0.3	0.4	0.5	0.2	Manufacture of musical instruments, medical and dental instruments and supplies and other manufacturing n.e.c.
-0.4	-0.9	-0.3	-0.5	1.5	2.4	2.0	0.7	-0.7	0.3	-2.7	0.7	Manufacture of stationery
0.0	-1.2	0.1	0.1	0.5	0.1	1.4	0.6	0.6	0.4	1.5	0.03	Other industry
-0.1	-1.4	-0.1	-1.0	-0.4	0.9	3.3	1.3	0.9	-3.2	0.3	0.4	Manufacture of sports goods
-1.5	-0.7	0.02	0.3	1.8	0.4	-0.7	1.4	0.05	3.1	-1.4	-2.1	Manufacture of games and toys
-0.2	-2.4	0.9	0.6	0.9	1.5	0.8	-1.1	2.6	-0.1	0.9	0.5	Repair of fabricated metal products, machinery and equipment and installation of industrial machinery and equipment
0.3	-4.8	-0.4	-0.2	0.1	-0.6	2.9	-2.5	2.4	-1.9	0.6	0.9	Repair and maintenance of transport equipment except motorcycles and bicycles
-0.3	-1.9	1.2	0.8	1.1	1.9	0.3	-0.9	2.6	0.2	1.0	0.5	Other industry
0.1	-0.9	-0.2	0.2	0.8	0.4	0.6	0.3	0.6	0.1	0.5	0.2	Total Manufacturing

Jadual Table **1.6a** : Gaji dan Upah yang Dibayar Sektor Pembuatan Mengikut Kumpulan
: Salaries and Wages Paid of Manufacturing Sector by Group

Kod Kumpulan Group code	Keterangan Kumpulan/Tempoh	2020	2021	2021				2022
				Q1	Q2	Q3	Q4	Q1
101	Pemprosesan dan pengawetan daging	343	355	88	89	87	92	88
102	Pemprosesan dan pengawetan ikan, krustasea dan moluska	444	457	117	115	113	112	111
	10201 Pengetinan ikan, krustasea dan moluska &							
	10202 Pemprosesan dan pengawetan ikan, krustasea dan moluska	361	369	95	94	90	90	89
	Industri lain	84	87	22	21	22	22	22
103	Pemprosesan dan pengawetan buah-buahan dan sayur - sayuran	167	174	45	45	43	42	46
	10303 Pengetinan nanas &							
	10304 Pembuatan jem, marmalad dan sajian jeli	18	15	5	5	3	2	2
	Industri lain	149	160	40	40	40	40	44
104	Pembuatan minyak dan lemak daripada sayuran dan haiwan	2,776	2,773	681	691	685	716	721
	10404 Pembuatan minyak sayuran mentah dan bertapis &							
	10406 Pembuatan sebatian lemak masakan	193	204	51	51	51	51	52
	10405 Pembuatan minyak kelapa	119	96	28	26	21	21	24
	Industri lain	2,464	2,473	603	613	613	644	645
105	Pembuatan produk tenusu	732	804	198	204	200	202	221
	10502 Pembuatan susu pekat, tepung dan sejat	630	704	173	178	176	177	195
	Industri lain	101	99	25	26	24	24	26
106	Pembuatan produk bijian, kanji dan produk berkanji	347	366	93	91	91	92	93
	10611 Pengilangan beras	173	176	44	43	44	45	45
	10613 Pengilangan tepung	151	165	42	41	41	41	42
	Industri lain	23	25	6	6	6	6	6
107	Pembuatan produk makanan lain	3,705	3,799	932	939	944	985	1,011
	10711 Pembuatan biskut dan cookies	302	320	76	75	81	88	89
	10712 Pembuatan roti, kek dan produk bakeri lain	1,001	933	228	233	235	238	219
	10713 Pembuatan produk snek	190	204	50	52	51	52	55
	10721 Pembuatan gula	84	76	19	18	19	20	22
	10731 Pembuatan produk koko	98	82	19	21	20	22	24
	10732 Pembuatan coklat dan produk coklat &							
	10733 Pembuatan konfeksi gula	352	347	86	87	85	88	99
	10793 Pembuatan sos dan bahan perasa	347	363	87	85	91	100	92
	10799 Pembuatan produk makanan lain f.t.t.l.	324	381	92	95	93	100	114
	Industri lain	1,007	1,094	274	271	270	278	297
108/ 10800	Pembuatan makanan haiwan tersedia	1,011	1,045	257	256	260	272	262
110	Pembuatan minuman ringan	537	508	131	121	120	136	132
	11041 Pembuatan minuman ringan	354	342	86	81	81	94	90
	11042 Pengeluaran air mineral semulajadi dan minuman lain yang dibotolkan	128	128	33	32	30	32	34
	Industri lain	55	38	12	9	8	9	8
120/ 12000	Pembuatan produk tembakau	63	62	17	14	14	17	17
131	Pemintalan, penununan dan penyiapan tekstil	335	328	82	81	79	87	87
	13110 Penyediaan dan pemintalan gentian tekstil &							
	13120 Penununan tekstil	222	222	56	55	53	57	59
	13132 Pewarnaan, pelunturan, percetakan dan penyiapan akhir benang dan fabrik	105	98	24	23	24	27	26
	Industri lain	8	8	2	2	2	2	2
139	Pembuatan tekstil lain	326	329	81	81	82	84	79
	13910 Pembuatan fabrik dikait dan dikrusye	116	111	26	27	28	30	25
	Industri lain	210	218	55	54	54	55	54
141	Pembuatan pakaian, kecuali pakaian berbulu	993	838	217	200	198	223	225
	14102 Pembuatan pakaian	719	580	147	136	141	155	151
	Industri lain	274	258	70	64	57	67	74
142 & 143	Pembuatan artikel daripada kulit bulu dan pakaian yang dikait dan dikrusye	30	25	7	6	6	6	6
151 (15110 & 15120)	Penyamakan dan pembersihan kulit, pembuatan bagasi, beg tangan, pelana dan abah-abah pembersihan dan pewarnaan bulu	121	121	31	30	29	32	31
152	Pembuatan kasut	191	186	48	45	43	50	51
	15201 Pembuatan kasut kulit &							
	15203 Pembuatan kasut getah	136	133	34	32	31	36	37
	Industri lain	55	54	14	13	13	14	15
161/ 16100	Pengilangan dan pengetaman kayu	555	547	139	130	136	143	137

2021	2022	2021									Group Description/Period
(Jan. - Apr.)	(Jan. - Apr.)	Jan.	Feb.	Mac	Apr.	Mei	Jun	Jul.	Ogo.	Sep.	
118	117	30	29	29	30	30	29	29	29	29	Processing and preserving of meat
155	148	40	38	39	38	39	38	38	37	37	Processing and preserving of fish, crustaceans and molluscs Canning of fish, crustaceans and molluscs
126	118	32	31	31	31	32	31	31	29	30	Processing, curing and preserving of fish, crustacean and molluscs
29	30	8	7	7	7	7	7	8	8	7	Other industry
60	62	15	15	15	15	15	15	15	14	14	Processing and preserving of fruits and vegetable
6	3	2	2	1	1	2	2	2	1	1	Pineapple canning
54	58	13	13	13	14	13	13	13	13	13	Manufacture of jams, marmalades and table jellies Other industry
914	960	226	226	230	233	230	227	237	213	235	Manufacture of vegetable and animal oils and fats Manufacture of crude and refined vegetable oil
68	70	17	17	17	17	17	17	17	17	17	Manufacture of compound cooking fats
37	32	9	9	9	9	9	7	7	7	7	Manufacture of coconut oil
809	858	200	199	203	206	204	203	214	189	210	Other industry
267	297	65	66	67	69	69	67	66	67	66	Manufacture of dairy products
233	262	57	58	58	60	60	58	58	59	58	Manufacture of condensed, powdered and evaporated milk
34	35	8	8	9	9	9	8	8	8	8	Other industry
123	125	31	31	31	30	30	30	31	30	31	Manufacture of grain mill products, starches and starch products
59	60	15	15	15	14	14	14	14	15	15	Rice milling
56	56	14	14	14	14	14	14	14	13	13	Flour milling
9	9	2	2	2	2	2	2	2	2	2	Other industry
1,247	1,349	309	308	314	316	315	309	308	310	326	Manufacture of other food products
102	120	26	25	26	25	25	25	26	27	28	Manufacture of biscuits and cookies
304	293	74	76	77	77	79	77	77	78	80	Manufacture of bread, cakes and other bakery products
67	73	17	16	17	17	17	17	17	17	17	Manufacture of snack products
25	29	7	6	6	6	6	6	6	6	6	Manufacture of sugar
27	33	6	6	6	8	6	7	6	7	7	Manufacture of cocoa products Manufacture of chocolate and chocolate products
116	131	29	28	30	29	29	29	28	28	29	Manufacture of sugar confectionery
116	122	29	29	29	29	29	27	27	29	35	Manufacture of sauces and condiments
124	152	30	31	31	32	32	31	32	30	31	Manufacture of other food products n.e.c.
365	396	92	90	92	91	90	90	90	89	92	Other industry
343	348	86	86	86	85	86	85	90	85	85	Manufacture of prepared animal feeds
174	176	44	44	42	43	40	38	38	39	43	Manufacture of beverages
114	120	30	29	27	28	27	26	26	26	29	Manufacture of soft drinks
45	45	11	11	11	11	10	10	10	10	11	Production of natural mineral waters and other bottled waters
15	11	4	4	4	4	3	2	2	3	3	Other industry
22	22	5	6	6	5	5	5	5	4	5	Manufacture of tobacco products
109	116	28	27	27	27	28	26	26	26	26	Spinning, weaving and finishing of textiles
74	78	19	19	18	18	19	18	18	17	18	Preparation and spinning of textile fibres Weaving of textiles
32	35	8	8	8	8	8	8	8	8	8	Dyeing, bleaching, printing and finishing of yarns and fabrics
3	3	1	1	1	1	1	1	1	1	1	Other industry
108	104	27	27	27	27	28	26	27	28	28	Manufacture of other textiles
35	33	9	9	9	9	9	9	9	10	9	Manufacture of knitted and crocheted fabrics
74	72	19	18	19	18	18	17	18	18	18	Other industry
287	297	76	70	70	70	71	59	66	66	66	Manufacture of wearing apparel, except fur apparel
194	198	52	47	47	47	49	40	47	47	47	Manufacture of clothings
92	99	24	23	23	23	22	19	19	19	19	Other industry
9	9	2	2	2	2	2	2	2	2	2	Manufacture of articles of fur, knitted and crocheted apparel
41	41	10	10	10	10	10	9	9	10	10	Tanning and dressing of leather; manufacture of luggage, handbags, saddlery and harness; dressing and dyeing of fur
64	68	17	16	16	16	15	14	13	15	15	Manufacture of footwear
46	49	12	11	11	11	11	10	9	10	11	Manufacture of leather footwear
19	19	5	5	5	5	5	4	4	4	4	Manufacture of rubber footwear Other industry
184	180	46	47	45	45	43	42	44	44	47	Sawmilling and planing of wood

Jadual **1.6a** : Gaji dan Upah yang Dibayar Sektor Pembuatan Mengikut Kumpulan
 Table : Salaries and Wages Paid of Manufacturing Sector by Group

Kod Kumpulan Group code	Keterangan Kumpulan/Tempoh	Okt.	Nov.	Dis.
101	Pemprosesan dan pengawetan daging	29	31	32
102	Pemprosesan dan pengawetan ikan, krustasea dan moluska	37	37	38
10201	Pengetinan ikan, krustasea dan moluska			
&				
10202	Pemprosesan dan pengawetan ikan, krustasea dan moluska	30	30	30
	Industri lain	7	7	7
103	Pemprosesan dan pengawetan buah-buahan dan sayur - sayuran	14	14	14
10303	Pengetinan nanas			
&				
10304	Pembuatan jem, marmalad dan sajian jeli	1	1	1
	Industri lain	13	13	13
104	Pembuatan minyak dan lemak daripada sayuran dan haiwan	234	230	252
10404	Pembuatan minyak sayuran mentah dan bertapis			
&				
10406	Pembuatan sebatian lemak masakan	17	17	17
10405	Pembuatan minyak kelapa	7	7	7
	Industri lain	210	206	228
105	Pembuatan produk tenusu	66	65	71
10502	Pembuatan susu pekat, tepung dan sejat	58	57	63
	Industri lain	8	8	8
106	Pembuatan produk bijian, kanji dan produk berkanji	31	30	31
10611	Pengilangan beras	15	15	15
10613	Pengilangan tepung	13	13	14
	Industri lain	2	2	2
107	Pembuatan produk makanan lain	326	330	330
10711	Pembuatan biskut dan cookies	29	30	29
10712	Pembuatan roti, kek dan produk bakeri lain	81	82	76
10713	Pembuatan produk snek	17	17	18
10721	Pembuatan gula	6	7	7
10731	Pembuatan produk koko	7	7	7
10732				
&	Pembuatan coklat dan produk coklatPembuatan konfeksi gula	29	30	29
10733				
10793	Pembuatan sos dan bahan perasa	33	34	33
10799	Pembuatan produk makanan lain f.t.t.l.	32	33	35
	Industri lain	92	92	94
108/10800	Pembuatan makanan haiwan tersedia	85	85	101
110	Pembuatan minuman ringan	43	45	48
11041	Pembuatan minuman ringan	29	31	34
11042	Pengeluaran air mineral semulajadi dan minuman lain yang dibotolkan	10	11	11
	Industri lain	3	3	3
120/12000	Pembuatan produk tembakau	5	5	7
131	Pemintalan, penenunan dan penyiapan tekstil	27	29	30
13110				
&	Penyediaan dan pemintalan gentian tekstilPenenunan tekstil	18	19	20
13120				
13132	Pewarnaan, pelunturan, percetakan dan penyiapan akhir benang dan fabrik	8	9	10
	Industri lain	1	1	1
139	Pembuatan tekstil lain	28	28	28
13910	Pembuatan fabrik dikait dan dikrusye	10	10	10
	Industri lain	18	18	18
141	Pembuatan pakaian, kecuali pakaian berbulu	66	74	82
14102	Pembuatan pakaian	47	51	58
	Industri lain	19	23	25
142 & 143	Pembuatan artikel daripada kulit bulu dan pakaian yang dikait dan dikrusye	2	2	2
151 (15110 & 15120)	Penyamakan dan pembersihan kulit, pembuatan begasi, beg tangan, pelana dan abah-abah pembersihan dan pewarnaan bulu	11	11	11
152	Pembuatan kasut	16	16	17
15201	Pembuatan kasut kulit			
&				
15203	Pembuatan kasut getah	12	12	12
	Industri lain	4	5	5
161/16100	Pengilangan dan pengetaman kayu	47	47	48

2022				Group Description/Period
Jan.	Feb.	Mac	Apr.	
31	29	28	29	Processing and preserving of meat
38	36	36	37	Processing and preserving of fish, crustaceans and molluscs
30	29	29	29	Canning of fish, crustaceans and molluscs
8	7	7	7	Processing, curing and preserving of fish, crustacean and molluscs
15	15	15	16	Processing and preserving of fruits and vegetable
1	1	1	1	Pineapple canning
15	14	15	15	Manufacture of jams, marmalades and table jellies
241	240	240	239	Manufacture of vegetable and animal oils and fats
17	17	18	18	Manufacture of crude and refined vegetable oil
8	8	8	8	Manufacture of compound cooking fats
215	215	215	214	Manufacture of coconut oil
73	74	74	77	Manufacture of dairy products
64	66	65	68	Manufacture of condensed, powdered and evaporated milk
9	8	9	9	Other industry
32	31	31	32	Manufacture of grain mill products, starches and starch products
16	15	15	15	Rice milling
14	14	14	14	Flour milling
2	2	2	2	Other industry
335	330	345	338	Manufacture of other food products
30	29	30	30	Manufacture of biscuits and cookies
73	72	73	74	Manufacture of bread, cakes and other bakery products
19	17	18	18	Manufacture of snack products
7	7	8	7	Manufacture of sugar
8	8	8	9	Manufacture of cocoa products
31	32	36	32	Manufacture of chocolate and chocolate products
30	30	32	30	Manufacture of sugar confectionery
37	38	39	38	Manufacture of sauces and condiments
99	97	101	99	Manufacture of other food products n.e.c.
87	87	87	86	Manufacture of prepared animal feeds
44	45	43	44	Manufacture of beverages
30	31	29	30	Manufacture of soft drinks
11	11	11	11	Production of natural mineral waters and other bottled waters
3	3	3	3	Other industry
5	6	6	5	Manufacture of tobacco products
29	29	29	28	Spinning, weaving and finishing of textiles
20	20	20	19	Preparation and spinning of textile fibres
9	9	9	9	Weaving of textiles
1	1	1	1	Dyeing, bleaching, printing and finishing of yarns and fabrics
27	26	26	26	Manufacture of other textiles
9	9	8	8	Manufacture of knitted and crocheted fabrics
18	17	18	18	Other industry
79	73	73	72	Manufacture of wearing apparel, except fur apparel
53	49	49	48	Manufacture of clothings
25	25	24	24	Other industry
2	2	2	2	Manufacture of articles of fur, knitted and crocheted apparel
11	10	10	10	Tanning and dressing of leather; manufacture of luggage, handbags, saddlery and harness; dressing and dyeing of fur
17	17	17	17	Manufacture of footwear
12	12	12	12	Manufacture of leather footwear
5	5	5	5	Manufacture of rubber footwear
46	47	44	44	Sawmilling and planning of wood

Kod Kumpulan Group code	Keterangan Kumpulan/Tempoh	2020	2021	2021				2022
				Q1	Q2	Q3	Q4	Q1
162	Pembuatan produk daripada kayu, gabus, jerami dan bahan jalinan lain	1,869	1,913	466	456	480	511	514
16211	Pembuatan kepingan venier dan papan lapis	964	934	221	214	238	260	248
16212	Pembuatan papan partikel dan papan gentian	238	251	59	61	62	70	76
16221	Pertukangan kayu untuk jurubina	351	407	103	102	101	100	107
	Industri lain	316	321	83	79	79	81	83
170	Pembuatan kertas dan produk kertas	2,003	2,018	505	502	495	517	524
17010	Pembuatan pulpa, kertas dan kertas tebal	276	271	64	65	67	75	74
17020	Pembuatan kertas gelugur dan kertas tebal dan bekas daripada kertas dan kertas tebal	798	805	200	205	196	203	200
17091	Pembuatan sampul surat dan kad surat	58	59	14	15	15	15	13
17092	Pembuatan kertas kegunaan rumah dan pembersih peribadi	338	345	86	88	85	87	98
17093	Pembuatan kertas bergam atau pelekat yang berjalur atau bergulung dan label dan kertas dinding	353	308	83	72	75	78	73
	Industri lain	180	230	57	58	56	59	65
181 & 182	Percetakan, aktiviti perkhidmatan berkaitan percetakan dan penerbitan semula media rakaman	2,170	2,153	559	549	507	538	567
18110	Percetakan	1,816	1,807	466	463	426	452	474
18120	Aktiviti perkhidmatan berkaitan percetakan &	354	346	94	86	81	86	93
18200	Penerbitan semula media rakaman							
192 (19201 & 19202)	Pembuatan produk petroleum bertapis	2,282	2,326	617	522	565	621	629
201	Pembuatan kimia asas, baja dan sebatian nitrogen, plastik dan getah sintetik dalam bentuk primer	3,131	3,062	763	746	787	765	799
20111	Pembuatan gas perindustrian atau perubatan bukan organik dalam bentuk cecair atau mampat	248	226	55	55	57	59	73
20112	Pembuatan kimia organik asas &	1,514	1,560	383	374	410	392	413
20113	Pembuatan sebatian bukan organik							
20121	Pembuatan baja &	414	343	91	86	87	78	82
20129	Pembuatan produk campuran nitrogen							
20131	Pembuatan plastik dalam bentuk primer	860	831	208	204	208	211	203
	Industri lain	95	102	26	26	25	25	28
202 & 203	Pembuatan produk kimia lain dan serat buatan manusia	2,538	2,616	699	642	611	663	686
20210	Pembuatan racun perosak dan produk agrokimia lain	182	240	63	61	59	57	67
20221	Pembuatan cat, varnis dan penyadur dan mastik	330	340	91	81	82	86	98
20222	Pembuatan dakwat cetak	298	279	79	69	64	66	63
20231	Pembuatan sabun dan bahan pencuci, penyediaan & membersihkan dan mengilat	932	902	255	221	208	218	230
20232	Pembuatan pewangi dan penyediaan dandanan diri							
20291	Pembuatan plat fotografi, filem, sensitized paper dan other & sensitized unexposed materials							
20292	Pembuatan dakwat menulis dan melukis &	760	821	203	201	189	228	219
20299	Pembuatan produk kimia lain t.t.t.l. Industri lain	35	34	9	9	8	8	9
210	Pembuatan produk farmaseutikal, kimia perubatan dan botani	631	717	165	180	183	189	180
21001	Pembuatan bahan aktif ubat-ubatan untuk digunakan oleh bidang farmakologi dalam pembuatan ubat-ubatan	512	574	133	145	144	152	143
	Industri lain	118	143	32	35	39	36	37
221	Pembuatan produk getah	3,761	4,095	919	1,060	1,112	1,003	938
22111	Pembuatan tayar getah untuk kenderaan	361	353	80	94	93	87	81
22112	Pembuatan bunga tayar yang boleh ditukar ganti dan tayar celup	77	88	21	23	22	23	23
22191	Pembuatan produk lain daripada getah asli atau sintetik, & tidak divulkan, divulkan atau dikeraskan	592	682	166	174	177	165	172
22193	Pengilangan semula getah dan prosesan susu getah							
22192	Pembuatan sarung tangan getah	1,936	2,238	444	588	654	551	484
22199	Pembuatan produk getah lain yang t.t.t.l.	794	732	208	181	167	177	179
222	Pembuatan produk plastik	7,067	7,528	1,853	1,970	1,846	1,860	1,847
22201	Pembuatan produk plastik separa siap &	2,603	2,636	644	693	646	652	624
22202	Pembuatan produk plastik siap							
22203	Pembuatan artikel plastik untuk pembungkusan barangan	1,409	1,591	373	425	395	398	402
22204	Pembuatan barangan plastik jurubina	94	96	25	26	22	23	25
22205	Pembuatan pinggan mangkuk, peralatan dapur dan barangan tandas daripada plastik	504	570	141	143	141	144	148
22209	Pembuatan pelbagai produk plastik t.t.t.l.	2,458	2,635	669	683	641	642	649
231 (23101 & 23102 & 23109)	Pembuatan kaca dan produk kaca	665	747	174	185	182	206	210

2021	2022	2021									Group Description/Period
(Jan. - Apr.)	(Jan. - Apr.)	Jan.	Feb.	Mac	Apr.	Mei	Jun	Jul.	Ogo.	Sep.	
619	682	158	153	155	153	154	149	155	158	168	Manufacture of products of wood, cork, straw and plaiting materials
292	327	74	73	74	71	72	71	75	77	86	Manufacture of veneer sheets and plywood
78	101	20	19	20	19	21	20	20	20	22	Manufacture of particle board and fibreboard
139	142	34	34	34	36	34	32	34	34	34	Manufacture of builders' carpentry
110	111	29	26	27	27	26	25	26	27	26	Other industry
675	696	167	167	171	170	166	166	162	163	170	Manufacture of paper and paper products
85	99	21	21	22	21	22	22	22	22	23	Manufacture of pulp, paper and paperboard
268	268	66	65	69	68	68	69	63	66	68	Manufacture of corrugated paper and paperboard and of containers of paper and paperboard
19	18	5	5	5	5	5	5	5	5	5	Manufacture of envelopes and letter-card
118	130	29	29	29	32	27	29	28	28	29	Manufacture of household and personal hygiene paper
108	95	28	27	28	25	24	23	25	24	26	Manufacture of gummed or adhesive paper in strips or rolls and labels and wall paper
76	86	18	19	19	19	20	19	18	19	19	Other industry
743	751	191	182	186	183	187	179	172	172	162	Printing, service activities related to printing and reproduction of recorded media
620	630	159	151	155	154	158	151	145	145	136	Printing
123	121	31	31	31	30	29	27	27	27	27	Service activities related to printing
											Reproduction of recorded media
786	802	199	193	225	169	168	185	181	180	205	Manufacture of refined petroleum products
1,010	1,061	249	252	262	247	236	264	263	262	262	Manufacture of basic chemicals, fertilizer and nitrogen compounds, plastics and synthetic rubber in primary forms
73	97	18	18	18	18	18	19	19	19	19	Manufacture of liquefied or compressed inorganic industrial or medical gases
507	546	126	128	129	124	114	137	137	134	139	Manufacture of basic organic chemicals
120	107	29	30	33	28	28	30	30	30	27	Manufacture of inorganic compounds
275	273	67	68	73	68	67	69	70	70	69	Manufacture of fertilizers
35	38	8	9	9	9	9	9	8	8	9	Manufacture of associated nitrogen products
											Manufacture of plastics in primary forms
											Other industry
917	902	231	231	238	218	214	210	204	200	207	Manufacture of other chemical products and man-made fibres
83	91	22	20	22	20	20	20	20	19	20	Manufacture of pesticides and other agrochemical products
119	128	34	28	29	28	27	26	28	26	28	Manufacture of paints, varnishes and similar coatings ink and mastics
104	83	26	25	28	25	22	22	22	21	21	Manufacture of printing ink
329	297	81	87	88	74	75	73	69	67	72	Manufacture of soap and detergents, cleaning and polishing preparations
											Manufacture of perfumes and toilet preparations
											Manufacture of photographic plates, films, sensitized paper and other sensitized unexposed materials
271	291	65	69	69	68	66	66	63	63	64	Manufacture of writing and drawing ink
											Manufacture of other chemical products n.e.c.
12	12	3	3	3	3	3	3	3	3	3	Other industry
227	247	55	55	55	62	59	59	60	62	61	Manufacture of pharmaceuticals, medicinal chemical and botanical products
183	197	44	44	44	50	47	48	47	49	48	Manufacture of medicinal active substances to be used for their pharmacological properties in the manufacture of medicaments
44	50	11	11	11	12	12	11	13	13	13	Other industry
1,231	1,263	318	297	303	312	345	403	380	377	356	Manufacture of rubber products
108	110	27	24	29	29	33	32	32	31	30	Manufacture of rubber tyres for vehicles
29	32	7	6	8	8	8	7	7	7	8	Manufacture of interchangeable tyre treads and retreading rubber tyres
											Manufacture of other products of natural or synthetic rubber, unvulcanized, vulcanized or hardened
224	233	54	55	57	58	59	58	59	59	60	Rubber remilling and latex processing
594	649	158	144	142	149	189	250	227	225	203	Manufacture of rubber gloves
276	240	72	68	68	68	56	56	56	55	56	Manufacture of other rubber products n.e.c.
2,514	2,512	605	607	641	662	677	632	605	620	620	Manufacture of plastics products
											Manufacture of semi-manufactures of plastic products
876	851	207	217	221	232	243	218	207	221	218	Manufacture of finished plastic products
516	558	122	114	138	143	145	138	131	133	131	Manufacture of plastic articles for the packing of goods
34	33	8	8	9	9	9	8	7	7	7	Manufacture of builders' plastics ware
189	198	46	46	49	48	49	46	45	48	49	Manufacture of plastic tableware, kitchenware and toilet articles
899	872	222	223	224	230	231	222	215	211	215	Manufacture of diverse plastic products n.e.c.
234	279	58	58	59	60	63	62	60	56	65	Manufacture of glass and glass products

Kod Kumpulan Group code	Keterangan Kumpulan/Tempoh	Okt.	Nov.	Dis.
162	Pembuatan produk daripada kayu, gabus, jerami dan bahan jalinan lain	169	170	173
16211	Pembuatan kepingan venier dan papan lapis	86	86	89
16212	Pembuatan papan partikel dan papan gentian	22	24	24
16221	Pertukangan kayu untuk jurubina	34	33	34
	Industri lain	27	28	27
170	Pembuatan kertas dan produk kertas	171	173	173
17010	Pembuatan pulpa, kertas dan kertas tebal	25	26	25
17020	Pembuatan kertas gelugur dan kertas tebal dan bekas daripada kertas dan kertas tebal	68	68	68
17091	Pembuatan sampul surat dan kad surat	5	5	5
17092	Pembuatan kertas kegunaan rumah dan pembersih peribadi	29	29	29
17093	Pembuatan kertas bergam atau pelekat yang berjalur atau bergulung dan label dan kertas dinding	26	26	26
	Industri lain	19	19	21
181 & 182	Percetakan, aktiviti perkhidmatan berkaitan percetakan dan penerbitan semula media rakaman	167	175	196
18110	Percetakan	140	147	165
18120	Aktiviti perkhidmatan berkaitan percetakan &	27	28	31
18200	Penerbitan semula media rakaman			
192 (19201 & 19202)	Pembuatan produk petroleum bertapis	204	194	223
201	Pembuatan kimia asas, baja dan sebatian nitrogen, plastik dan getah sintetik dalam bentuk primer	253	247	265
20111	Pembuatan gas perindustrian atau perubatan bukan organik dalam bentuk cecair atau mampat	19	20	20
20112	Pembuatan kimia organik asas &	131	126	136
20113	Pembuatan sebatian bukan organik			
20121	Pembuatan baja &	26	25	27
20129	Pembuatan produk campuran nitrogen			
20131	Pembuatan plastik dalam bentuk primer	69	69	73
	Industri lain	8	8	9
202 & 203	Pembuatan produk kimia lain dan serat buatan manusia	210	214	240
20210	Pembuatan racun perosak dan produk agrokimia lain	19	20	18
20221	Pembuatan cat, varnis dan penyadur dan mastik	28	28	31
20222	Pembuatan dakwat cetak	21	22	23
20231	Pembuatan sabun dan bahan pencuci, penyediaan membersihkan dan mengilat &	68	68	81
20232	Pembuatan pewangi dan penyediaan dandanan diri			
20291	Pembuatan plat fotografi, filem, sensitized paper dan other sensitized unexposed materials &			
20292	Pembuatan dakwat menulis dan melukis &	71	73	84
20299	Pembuatan produk kimia lain t.t.t.l. Industri lain	3	3	3
210	Pembuatan produk farmaseutikal, kimia perubatan dan botani	62	59	68
21001	Pembuatan bahan aktif ubat-ubatan untuk digunakan oleh bidang farmakologi dalam pembuatan ubat-ubatan	50	47	56
	Industri lain	12	12	12
221	Pembuatan produk getah	343	323	337
22111	Pembuatan tayar getah untuk kenderaan	29	28	29
22112	Pembuatan bunga tayar yang boleh ditukar ganti dan tayar celup	8	8	7
22191	Pembuatan produk lain daripada getah asli atau sintetik, tidak divulkan, divulkan atau dikeraskan &	55	53	58
22193	Pengilangan semula getah dan prosesan susu getah			
22192	Pembuatan sarung tangan getah	195	177	180
22199	Pembuatan produk getah lain yang t.t.t.l.	57	57	63
222	Pembuatan produk plastik	622	617	622
22201	Pembuatan produk plastik separa siap &	219	220	213
22202	Pembuatan produk plastik siap			
22203	Pembuatan artikel plastik untuk pembungkusan barangan	132	131	135
22204	Pembuatan barangan plastik jurubina	7	8	8
22205	Pembuatan pinggan mangkuk, peralatan dapur dan barangan tandas daripada plastik	49	46	49
22209	Pembuatan pelbagai produk plastik t.t.t.l.	214	211	216
231 (23101 & 23102 & 23109)	Pembuatan kaca dan produk kaca	67	66	73

2022				Group Description/Period
Jan.	Feb.	Mar	Apr.	
174	170	169	168	Manufacture of products of wood, cork, straw and plaiting materials
84	82	81	79	Manufacture of veneer sheets and plywood
25	25	25	26	Manufacture of particle board and fibreboard
36	36	35	36	Manufacture of builders' carpentry
29	27	27	28	Other industry
173	177	174	172	Manufacture of paper and paper products
25	25	25	24	Manufacture of pulp, paper and paperboard
69	65	65	68	Manufacture of corrugated paper and paperboard and of containers of paper and paperboard
5	4	4	4	Manufacture of envelopes and letter-card
28	36	34	33	Manufacture of household and personal hygiene paper
24	25	24	22	Manufacture of gummed or adhesive paper in strips or rolls and labels and wall paper
22	21	21	21	Other industry
194	185	188	184	Printing, service activities related to printing and reproduction of recorded media
162	154	158	156	Printing
32	31	30	28	Service activities related to printing
				Reproduction of recorded media
199	198	231	173	Manufacture of refined petroleum products
259	263	277	262	Manufacture of basic chemicals, fertilizer and nitrogen compounds, plastics and synthetic rubber in primary forms
24	24	24	24	Manufacture of liquefied or compressed inorganic industrial or medical gases
136	137	140	133	Manufacture of basic organic chemicals
				Manufacture of inorganic compounds
				Manufacture of fertilizers
25	27	30	25	Manufacture of associated nitrogen products
65	65	72	70	Manufacture of plastics in primary forms
9	10	10	10	Other industry
229	226	231	217	Manufacture of other chemical products and man-made fibres
22	20	25	24	Manufacture of pesticides and other agrochemical products
35	31	32	30	Manufacture of paints, varnishes and similar coatings ink and mastics
21	21	21	20	Manufacture of printing ink
72	79	79	67	Manufacture of soap and detergents, cleaning and polishing preparations
				Manufacture of perfumes and toilet preparations
				Manufacture of photographic plates, films, sensitized paper and other sensitized unexposed materials
75	72	72	72	Manufacture of writing and drawing ink
				Manufacture of other chemical products n.e.c.
3	3	3	3	Other industry
61	60	60	67	Manufacture of pharmaceuticals, medicinal chemical and botanical products
49	47	47	54	Manufacture of medicinal active substances to be used for their pharmacological properties in the manufacture of medicaments
12	13	12	14	Other industry
320	308	310	324	Manufacture of rubber products
28	24	29	29	Manufacture of rubber tyres for vehicles
8	7	9	9	Manufacture of interchangeable tyre treads and retreading rubber tyres
56	56	59	61	Manufacture of other products of natural or synthetic rubber, unvulcanized, vulcanized or hardened
168	160	156	165	Rubber remilling and latex processing
61	60	58	61	Manufacture of rubber gloves
				Manufacture of other rubber products n.e.c.
607	600	641	665	Manufacture of plastics products
203	205	216	227	Manufacture of semi-manufactures of plastic products
				Manufacture of finished plastic products
131	121	150	156	Manufacture of plastic articles for the packing of goods
8	8	8	9	Manufacture of builders' plastics ware
48	49	51	51	Manufacture of plastic tableware, kitchenware and toilet articles
216	217	216	223	Manufacture of diverse plastic products n.e.c.
72	68	69	69	Manufacture of glass and glass products

Kod Kumpulan Group code	Keterangan Kumpulan/Tempoh	2020	2021	2021				2022
				Q1	Q2	Q3	Q4	Q1
239	Pembuatan pengeluaran galian bukan logam f.t.f.l.	3,604	3,592	904	903	873	911	913
23911	Pembuatan mortar refraktori dan konkrit &	411	365	94	93	92	85	74
23921	Pembuatan seramik bukan refraktori	160	159	42	39	38	40	44
23930	Pembuatan produk porselin dan seramik lain	303	287	72	76	68	71	69
23941	Pembuatan simen hidrolik	665	686	170	171	168	176	181
23951	Pembuatan konkrit dan mortar siap bancuh dan bancuhan kering	1,226	1,253	318	313	306	316	316
23952	Pembuatan konkrit pratuangan, simen atau artikel batu & buatan yang digunakan dalam pembinaan;							
23953	Pembuatan komponen struktur pasang siap untuk bangunan atau kejuruteraan awam dari simen, batu atau & konkrit buatan							
23959	Pembuatan artikel konkrit, simen dan plaster lain f.t.f.l.							
23990	Pembuatan produk mineral bukan logam lain f.t.f.l. Industri lain	508 332	484 359	121 87	115 95	115 86	132 91	133 96
241 (24101 & 24102 & 24103 & 24104 & 24109)	Pembuatan besi dan keluli asas	2,221	2,210	581	531	516	582	621
242 (24201 & 24202 & 24209)	Pembuatan logam asas berharga dan logam bukan ferus lain	1,362	1,423	356	354	343	371	365
243	Pengacuan logam	406	415	107	101	100	106	107
251 & 252	Pembuatan produk struktur logam, tangki, takungan, penjana wap, senjata dan peluru	1,659	1,632	426	396	395	415	414
25113	Pembuatan pintu, tingkap dan bingkai, penutup tingkap & dan pintu pagar daripada logam	984	880	240	216	207	217	214
25119	Pembuatan produk struktur logam lain	474	557	132	130	143	152	152
25120	Pembuatan tangki, takungan dan kontena daripada logam & Industri lain	201	195	54	50	45	47	48
259	Pembuatan lain-lain produk yang direka daripada logam; aktiviti perkhidmatan kerja logam	3,661	3,841	977	923	925	1,016	1,021
25910	Tempaan, tekanan, hentakan dan bentuk gelekkan logam; serbuk metalurgi	715	768	194	189	187	197	194
25920	Rawatan dan penyalutan logam; menggunakan mesin	444	502	131	127	116	128	132
25991	Pembuatan tin untuk produk makanan dan minuman, tiub & kotak boleh dilipat	409	419	106	95	100	119	112
25992	Pembuatan kabel, plaited bands (jalur/pita berpintal) dan & artikel seumpamanya daripada logam	811	893	217	198	218	260	264
25993	Pembuatan bolt, skru, nat dan produk uliran seumpamanya	76	70	19	19	16	16	16
25994	Pembuatan barangan rumah daripada logam	904	927	240	231	224	232	247
25999	Pembuatan produk lain yang direka daripada logam f.t.f.l. & Industri lain	301	261	70	64	63	65	56
261	Pembuatan komponen dan papan elektronik	11,194	11,848	3,043	2,944	2,803	3,058	3,183
26101	Pembuatan diod, transistor dan alatan semikonduktor & yang seumpamanya	7,272	7,743	1,939	1,944	1,866	1,994	2,026
26102	Pembuatan litar elektronik bersepadu dengan pemasangan mikro	3,400	3,638	976	883	829	951	1,033
26103	Pembuatan kapasitor dan perintang elektrik &							
26104	Pembuatan papan litar bercetak &							
26105	Pembuatan komponen paparan	522	466	128	117	108	113	124
26109	Pembuatan komponen lain untuk aplikasi elektronik							
262 (26201 & 26202)	Pembuatan komputer dan kelengkapan peranti	2,586	2,839	720	671	695	753	741
263/ 26300	Pembuatan peralatan komunikasi	706	665	152	171	159	182	194
264/ 26400	Pembuatan peralatan elektronik pengguna	1,191	1,140	281	272	275	312	329
265	Pembuatan kelengkapan mengukur, menguji, memandu arah dan kawalan; jam tangan dan jam	1,602	1,693	409	401	413	470	521
26511	Pembuatan kelengkapan mengukur, menguji, memandu & arah dan kawalan	1,437	1,535	371	362	375	427	477
26512	Pembuatan kelengkapan kawalan proses perindustrian	165	157	38	39	38	43	44
26520	Pembuatan jam tangan dan jam dan bahagiannya							
266/ 26600	Pembuatan peralatan penyinaran, perubatan elektro dan elektroterapeutik	611	705	162	187	185	170	179

2021	2022	2021									Group Description/Period	
(Jan. - Apr.)	(Jan. - Apr.)	Jan.	Feb.	Mar.	Apr.	Mei	Jun	Jul.	Ogo.	Sep.		
1,209	1,221	303	295	306	305	308	290	289	290	295	295	Manufacture of non-metallic mineral products n.e.c. <i>Manufacture of refractory mortars and concretes</i>
126	99	33	30	32	32	32	30	30	31	31	31	<i>Manufacture of non-refractory ceramic</i>
54	57	15	13	14	12	13	13	12	13	13	13	<i>Manufacture of other porcelain and ceramic products</i>
98	92	24	23	25	26	26	24	23	22	22	23	<i>Manufacture of hydraulic cement</i>
226	244	57	54	59	56	58	57	57	56	56	56	<i>Manufacture of ready-mix and dry-mix concrete and mortars</i>
												<i>Manufacture of precast concrete, cement or artificial stone articles for use in construction</i>
425	420	104	107	107	106	109	98	102	101	102	102	<i>Manufacture of prefabricated structural components for building or civil engineering of cement, concrete or artificial stone</i>
												<i>Manufacture of other articles of concrete, cement and plaster n.e.c.</i>
157	174	41	40	40	37	40	39	37	38	40	40	<i>Manufacture of other non-metallic mineral products n.e.c.</i>
123	134	29	28	30	36	31	29	28	29	29	29	<i>Other industry</i>
764	823	196	190	194	183	176	172	165	168	184	184	Manufacture of basic iron and steel
471	475	118	116	121	116	121	117	113	112	118	118	Manufacture of basic precious and other non-ferrous metals
142	141	35	35	37	34	34	33	32	33	35	35	Casting of metals
562	548	143	141	142	136	136	124	132	128	136	136	Manufacture of structural metal products, tanks, reservoirs, steam generators, weapons and ammunition
316	284	83	78	78	76	75	65	69	68	71	71	<i>Manufacture of metal doors, windows and their frames, shutters and gates</i>
												<i>Manufacture of other structural metal products</i>
175	201	42	45	45	43	44	44	48	46	49	49	<i>Manufacture of tanks, reservoirs and containers of metal</i>
71	64	18	18	18	17	17	16	15	14	15	15	<i>Other industry</i>
1,285	1,343	334	326	316	308	311	304	298	301	327	327	Manufacture of other fabricated metal products; metal working service activities
257	257	68	64	63	63	64	63	62	62	63	63	<i>Forging, pressing, stamping and roll-forming of metal; powder metallurgy</i>
173	174	44	44	43	41	43	42	39	38	39	39	<i>Treatment and coating of metals; machining</i>
138	148	37	37	32	32	31	32	31	32	36	36	<i>Manufacture of fins and cans for food products, collapsible tubes and boxes</i>
												<i>Manufacture of metal cable, plaited bands and similar articles</i>
282	340	72	73	72	65	67	66	66	66	87	87	<i>Manufacture of bolts, screws, nuts and similar threaded products</i>
26	21	6	6	6	6	6	6	6	5	5	5	<i>Manufacture of metal household articles</i>
318	328	81	81	78	78	78	75	73	75	76	76	<i>Manufacture of any other fabricated metal products n.e.c.</i>
91	74	26	22	22	22	21	21	22	21	21	21	<i>Other industry</i>
4,018	4,198	997	1,065	981	976	976	992	930	931	943	943	Manufacture of electronic components and boards
												<i>Manufacture of diodes, transistors and similar semiconductor devices</i>
2,572	2,682	631	669	639	633	634	678	613	628	625	625	<i>Manufacture of electronic integrated circuits micro assemblies</i>
												<i>Manufacture of electrical capacitors and resistors</i>
1,278	1,350	323	353	300	303	302	278	281	267	281	281	<i>Manufacture of printed circuit boards</i>
												<i>Manufacture of display components</i>
168	166	44	43	41	40	40	36	36	35	37	37	<i>Manufacture of other components for electronic applications</i>
943	984	245	237	238	224	223	224	215	224	255	255	Manufacture of computers and peripheral equipment
215	267	52	47	52	63	53	56	51	54	55	55	Manufacture of communication equipment
372	438	106	85	90	91	92	89	84	92	99	99	Manufacture of consumer electronics
545	700	140	132	136	136	136	129	132	139	142	142	Manufacture of measuring, testing, navigating and control equipment; watches and clocks
												<i>Manufacture of measuring, testing, navigating and control equipment</i>
495	642	128	120	124	123	123	116	119	127	129	129	<i>Manufacture of industrial process control equipment</i>
50	58	12	13	13	13	13	13	13	13	13	13	<i>Manufacture of watches and clocks and parts</i>
223	240	49	52	61	60	61	66	63	62	60	60	Manufacture of irradiation, electromedical and electrotherapeutic equipment

Kod Kumpulan Group code	Keterangan Kumpulan/Tempoh	Okt.	Nov.	Dis.
239	Pembuatan pengeluaran galian bukan logam f.t.t.l.	296	303	312
23911	Pembuatan mortar refraktori dan konkrit &	31	26	28
23921	Pembuatan seramik bukan refraktori			
23930	Pembuatan produk porselin dan seramik lain	13	13	14
23941	Pembuatan simen hidrolik	23	23	24
23951	Pembuatan konkrit dan mortar siap bancuh dan bancuhan kering	56	58	62
23952	Pembuatan konkrit pratuangan, simen atau artikel batu buatan yang digunakan dalam pembinaan;			
23953	& Pembuatan komponen struktur pasang siap untuk bangunan atau kejuruteraan awam dari simen, batu atau konkrit buatan	102	112	102
23959	Pembuatan artikel konkrit, simen dan plaster lain f.t.t.l.			
23990	Pembuatan produk mineral bukan logam lain f.t.t.l. Industri lain	41 30	42 30	50 32
241 (24101 & 24102 & 24103 & 24104 & 24109)	Pembuatan besi dan keluli asas	183	187	212
242 (24201 & 24202 & 24209)	Pembuatan logam asas berharga dan logam bukan ferus lain	121	119	131
243	Pengacuan logam	35	35	36
251 & 252	Pembuatan produk struktur logam, tangki, takungan, penjana wap, senjata dan peluru	137	138	140
25113	Pembuatan pintu, tingkap dan bingkai, penutup tingkap & pintu pagar daripada logam	71	72	74
25119	Pembuatan produk struktur logam lain			
25120	Pembuatan tangki, takungan dan kontena daripada logam Industri lain	51 16	51 15	51 16
259	Pembuatan lain-lain produk yang direka daripada logam; aktiviti perkhidmatan kerja logam	329	332	355
25910	Tempaan, tekanan, hentakan dan bentuk gelekkan logam; serbuk metalurgi	63	63	71
25920	Rawatan dan penyalutan logam; menggunakan mesin	40	41	47
25991	Pembuatan tin untuk produk makanan dan minuman, tiub dan kotak boleh dilipat	37	40	41
25992	Pembuatan kabel, plaited bands (jalur/pita berpintal) dan artikel seumpamanya daripada logam			
25993	& Pembuatan bolt, skru, nat dan produk uliran seumpamanya	86	86	88
25994	Pembuatan barangan rumah daripada logam	5	5	5
25999	Pembuatan produk lain yang direka daripada logam f.t.t.l. Industri lain	76 21	75 21	81 22
261	Pembuatan komponen dan papan elektronik	961	974	1,124
26101	Pembuatan diod, transistor dan alatan semikonduktor & yang seumpamanya	626	637	731
26102	Pembuatan litar elektronik bersepadu dengan pemasangan mikro			
26103	Pembuatan kapasitor dan perintang elektrik &			
26104	Pembuatan papan litar bercetak &	297	300	354
26105	Pembuatan komponen paparan			
26109	Pembuatan komponen lain untuk aplikasi elektronik	37	37	38
262 (26201 & 26202)	Pembuatan komputer dan kelengkapan peranti	256	228	270
263/ 26300	Pembuatan peralatan komunikasi	55	65	63
264/ 26400	Pembuatan peralatan elektronik pengguna	104	102	106
265	Pembuatan kelengkapan mengukur, menguji, memandu arah dan kawalan; jam tangan dan jam	142	152	175
26511	Pembuatan kelengkapan mengukur, menguji, memandu arah dan kawalan &	130	138	159
26512	Pembuatan kelengkapan kawalan proses perindustrian			
26520	Pembuatan jam tangan dan jam dan bahagiannya	13	14	16
266/ 26600	Pembuatan peralatan penyinaran, perubatan elektro dan elektroterapeutik	60	60	50

2022				Group Description/Period
Jan.	Feb.	Mar	Apr.	
305	298	309	309	Manufacture of non-metallic mineral products n.e.c.
				Manufacture of refractory mortars and concretes
24	24	26	25	
14	15	14	14	Manufacture of non-refractory ceramic
25	22	22	23	Manufacture of other porcelain and ceramic products
60	58	63	63	Manufacture of hydraulic cement
				Manufacture of ready-mix and dry-mix concrete and mortars
				Manufacture of precast concrete, cement or artificial stone articles for use in construction
106	105	106	105	Manufacture of prefabricated structural components for building or civil engineering of cement, concrete or artificial stone
				Manufacture of other articles of concrete, cement and plaster n.e.c.
45	44	44	41	Manufacture of other non-metallic mineral products n.e.c.
31	31	34	39	Other industry
208	203	210	202	Manufacture of basic iron and steel
126	124	114	110	Manufacture of basic precious and other non-ferrous metals
36	36	36	34	Casting of metals
142	136	135	134	Manufacture of structural metal products, tanks, reservoirs, steam generators, weapons and ammunition
				Manufacture of metal doors, windows and their frames, shutters and gates
75	70	69	69	Manufacture of other structural metal products
51	51	50	49	Manufacture of tanks, reservoirs and containers of metal
16	16	16	16	Other industry
347	337	336	322	Manufacture of other fabricated metal products; metal working service activities
65	65	64	63	Forging, pressing, stamping and roll-forming of metal; powder metallurgy
44	45	43	42	Treatment and coating of metals; machining
38	37	38	36	Manufacture of fins and cans for food products, collapsible tubes and boxes
				Manufacture of metal cable, plaited bands and similar articles
90	87	87	76	Manufacture of bolts, screws, nuts and similar threaded products
5	5	5	5	Manufacture of metal household articles
84	81	82	81	Manufacture of any other fabricated metal products n.e.c.
22	17	17	18	Other industry
1,058	1,099	1,027	1,015	Manufacture of electronic components and boards
				Manufacture of diodes, transistors and similar semiconductor devices
677	689	661	656	Manufacture of electronic integrated circuits micro assemblies
				Manufacture of electrical capacitors and resistors
340	370	323	317	Manufacture of printed circuit boards
				Manufacture of display components
41	40	43	42	Manufacture of other components for electronic applications
250	241	251	243	Manufacture of computers and peripheral equipment
65	64	65	73	Manufacture of communication equipment
115	109	106	108	Manufacture of consumer electronics
165	168	188	179	Manufacture of measuring, testing, navigating and control equipment; watches and clocks
				Manufacture of measuring, testing, navigating and control equipment
149	154	174	166	Manufacture of industrial process control equipment
16	14	14	13	Manufacture of watches and clocks and parts
58	58	62	61	Manufacture of irradiation, electromedical and electrotherapeutic equipment

Kod Kumpulan Group code	Keterangan Kumpulan/Tempoh	2020	2021	2021				2022
				Q1	Q2	Q3	Q4	Q1
267 (26701 & 26702) & 268 (26800)	Pembuatan peralatan optikal, kelengkapan fotografi, media magnetik dan optikal	393	395	104	96	93	102	121
271	Pembuatan motor elektrik, penjana, transformer dan perkakasan pengagihan dan pengawalan elektrik	1,314	1,298	338	294	321	345	328
	27101 Pembuatan motor elektrik, penjana dan transformer	437	450	100	109	120	122	113
	27102 Pembuatan perkakasan pengagihan dan pengawalan	877	847	238	185	201	223	215
272/ 27200	Pembuatan bateri dan akumulator	423	438	97	105	120	116	117
273	Pembuatan pendawaian dan peranti pendawaian	883	1,003	244	239	249	272	273
	27310 Pembuatan kabel gentian optikal	68	67	12	13	17	25	18
	27320 Pembuatan wayar dan kabel elektronik dan elektrik lain	780	898	223	216	222	237	244
	27330 Pembuatan alatan pendawaian pembawa dan bukan pembawa arus untuk litar elektrik (tanpa mengira jenis bahan)	35	38	9	9	10	10	11
274/ 27400	Pembuatan kelengkapan pencahayaan elektrik	153	221	46	52	61	61	62
275/ 27500	Pembuatan perkakasan domestik	694	574	181	149	128	116	124
279/ 27900	Pembuatan kelengkapan elektrik lain	283	299	70	72	73	84	89
281 & 282	Pembuatan jentera kegunaan umum dan kegunaan khas	4,167	4,292	1,110	1,039	1,032	1,112	1,123
	28120 Pembuatan alat-alat kuasa bendalir &							
	28130 Pembuatan pam, pemampat, kepala paip dan injap lain	341	340	87	81	81	90	84
	28180 Pembuatan alatan tangan yang menggunakan kuasa dilengkapkan dengan motor elektrik atau bukan motor elektrik atau pneumatik &	796	918	235	214	220	249	229
	28220 Pembuatan jentera pembentukan logam dan alatan mesin							
	28192 Pembuatan mesin penyaman udara, termasuk untuk kenderaan bermotor	703	689	174	167	175	173	180
	28290 Pembuatan lain-lain mesin bertujuan khas f.t.t.l. Industri lain	548 1,779	554 1,790	145 468	137 440	129 427	144 456	149 482
291 (29101 & 29102)	Pembuatan kenderaan bermotor	1,031	1,057	257	261	252	287	286
292/ 29200	Pembuatan kerangka (coachwork) untuk kenderaan bermotor; pembuatan treler dan semi treler	260	283	66	71	71	75	77
293/ 29300	Pembuatan alat ganti dan aksesori untuk kenderaan bermotor	2,127	2,071	542	526	481	523	509
301 (30110 & 30120)	Pembinaan kapal dan bot	299	285	80	72	66	67	74
302, 303, 304 & 309	Pembuatan lokomotif keretapi, rolling stock, kapal angkasa dan udara, jentera berkaitan, kenderaan tempur ketenteraan, dan kelengkapan pengangkutan f.t.t.l.	802	810	208	205	194	204	215
	30910 Pembuatan motosikal	436	482	120	122	116	125	134
	30920 Pembuatan basikal dan invalid carriages Industri lain	138 228	132 195	37 51	34 49	31 46	30 49	30 51
310	Pembuatan perabot	2,368	2,425	617	578	586	643	658
	31001 Pembuatan perabot kayu dan rotan Industri lain	1,784 584	1,852 573	466 151	436 142	450 136	501 143	517 141
321 (32110 & 32120)	Pembuatan barang kemas, bijouterie dan artikel berkaitan	242	250	66	60	57	67	68
322, 325 & 329	Pembuatan instrumen muzik, peralatan dan bekalan perubatan dan pergigian dan pembuatan lain f.t.t.l.	668	721	183	177	177	184	185
	32901 Pembuatan alat tulis Industri lain	151 517	151 570	38 146	37 140	37 140	39 145	39 146
323/ 32300	Pembuatan barangan sukan	66	71	18	17	17	18	18
324/ 32400	Pembuatan permainan dan mainan	184	184	34	36	52	62	54
331 & 332	Pembaikan pemasangan produk logam, jentera, kelengkapan dan pemasangan jentera perindustrian dan kelengkapan	1,240	1,260	322	309	298	330	334
	33150 Pembaikan dan penyelenggaraan kelengkapan pengangkutan kecuali motosikal dan basikal Industri lain	285 954	268 992	71 251	65 244	64 234	67 264	69 265
Jumlah Pembuatan		87,194	89,830	22,584	22,162	21,904	23,180	23,513

2021	2022	2021									Group Description/Period
(Jan. - Apr.)	(Jan. - Apr.)	Jan.	Feb.	Mar.	Apr.	Mei	Jun	Jul.	Ogo.	Sep.	
136	164	34	34	35	32	32	32	30	31	32	Manufacture of optical instruments, photographic equipment, magnetic and optical media
427	418	118	114	106	89	100	104	104	107	110	Manufacture of electric motors, generators, transformers and electricity distribution and control apparatus
134	150	36	33	32	34	36	39	39	40	40	Manufacture of electric motors, generators and transformers
294	268	82	82	74	56	64	65	65	67	70	Manufacture of electricity distribution and control apparatus
127	154	37	30	30	30	36	38	38	42	40	Manufacture of batteries and accumulators
320	359	84	84	76	76	80	82	81	82	86	Manufacture of wiring and wiring devices
16	24	4	4	4	4	5	5	5	5	8	Manufacture of fibre optic cables
292	322	77	77	69	70	73	74	73	74	75	Manufacture of other electronic and electric wires and cables
											Manufacture of current-carrying and non current-carrying wiring devices for electrical circuits regardless of material
12	14	3	3	3	3	3	4	3	3	3	
62	79	16	15	15	16	17	20	20	20	20	Manufacture of electric lighting equipment
225	156	60	60	60	44	54	51	47	43	37	Manufacture of domestic appliances
95	119	24	24	22	24	24	23	23	24	26	Manufacture of other electrical equipment
1,459	1,482	379	379	352	349	349	340	336	345	350	Manufacture of general-purpose and special-purpose machinery
											Manufacture of fluid power equipment
115	111	29	29	29	28	27	26	26	27	28	Manufacture of other pumps, compressors, taps and valves
											Manufacture of power-driven hand tools with self-contained electric or non-electric motor or pneumatic drives
307	301	83	81	71	72	71	71	71	71	78	Manufacture of metal-forming machinery and machine tools
											Manufacture of air-conditioning machines, including for motor vehicles
227	237	58	58	58	53	57	57	55	62	58	
194	195	50	50	45	49	45	43	43	43	43	Manufacture of other special-purpose machinery n.e.c.
616	637	158	161	149	148	149	142	141	142	144	Other industry
345	382	87	89	82	88	88	85	82	83	87	Manufacture of motor vehicles
90	106	21	21	24	24	24	23	23	23	25	Manufacture of bodies (coachwork) for motor vehicles; manufacture of trailers and semi-trailers
727	684	180	184	178	186	172	167	155	158	168	Manufacture of parts and accessories for motor vehicles
106	99	25	25	30	25	24	23	22	22	22	Building of ships and boats
279	288	68	69	71	71	70	64	64	63	67	Manufacture of railway locomotives, rolling stock, air and spacecraft, related machinery, military fighting vehicles and transport equipment n.e.c
162	180	38	39	42	42	41	38	39	37	40	Manufacture of motorcycles
49	40	13	12	12	12	12	10	9	11	11	Manufacture of bicycles and invalid carriages
68	68	17	17	17	17	17	15	16	15	16	Other industry
812	869	208	207	201	194	197	187	185	187	214	Manufacture of furniture
611	682	158	157	151	146	148	143	141	142	166	Manufacture of wooden and cane furniture
200	187	51	50	50	49	49	45	44	45	48	Other industry
87	89	23	22	21	21	20	19	19	18	20	Manufacture of jewellery, bijouterie and related articles
242	245	61	62	61	59	59	59	59	59	59	Manufacture of musical instruments, medical and dental instruments and supplies and other manufacturing n.e.c.
50	53	13	13	13	13	13	12	12	12	13	Manufacture of stationery
192	192	48	49	48	47	46	47	47	46	47	Other industry
24	24	6	6	6	6	6	6	5	6	6	Manufacture of sports goods
45	71	11	11	11	11	11	14	15	18	19	Manufacture of games and toys
431	449	107	107	108	109	103	97	99	99	101	Repair of fabricated metal products, machinery and equipment and installation of industrial machinery and equipment
94	93	24	24	24	23	22	21	21	21	22	Repair and maintenance of transport equipment except motorcycles and bicycles
337	356	83	83	84	86	81	76	77	78	79	Other industry
29,970	31,228	7,558	7,512	7,514	7,386	7,416	7,360	7,195	7,231	7,479	Total Manufacturing

Kod Kumpulan Group code	Keterangan Kumpulan/Tempoh	Okt.	Nov.	Dis.
267 (26701 & 26702) & 268 (26800)	Pembuatan peralatan optikal, kelengkapan fotografi, media magnetik dan optikal	32	33	37
271	Pembuatan motor elektrik, penjana, transformer dan perkakasan pengagihan dan pengawalan elektrik	111	113	122
	27101 Pembuatan motor elektrik, penjana dan transformer	40	40	42
	27102 Pembuatan perkakasan pengagihan dan pengawalan elektrik	70	73	80
272/ 27200	Pembuatan bateri dan akumulator	40	38	38
273	Pembuatan pendawaian dan peranti pendawaian	88	85	99
	27310 Pembuatan kabel gentian optikal	8	8	9
	27320 Pembuatan wayar dan kabel elektronik dan elektrik lain	77	74	86
	27330 Pembuatan alatan pendawaian pembawa dan bukan pembawa arus untuk litar elektrik (tanpa mengira jenis bahan)	3	3	3
274/ 27400	Pembuatan kelengkapan pencahayaan elektrik	20	20	21
275/ 27500	Pembuatan perkakasan domestik	38	38	40
279/ 27900	Pembuatan kelengkapan elektrik lain	26	26	32
281 & 282	Pembuatan jentera kegunaan umum dan kegunaan khas	355	361	395
	28120 Pembuatan alat-alat kuasa bendalir &			
	28130 Pembuatan pam, pemampat, kepala paip dan injap lain	27	28	36
	28180 Pembuatan alatan tangan yang menggunakan kuasa dilengkapkan dengan motor elektrik atau bukan motor elektrik atau pneumatik &	78	83	89
	28220 Pembuatan jentera pembentukan logam dan alatan mesin			
	28192 Pembuatan mesin penyaman udara, termasuk untuk kenderaan bermotor	58	58	57
	28290 Pembuatan lain-lain mesin bertujuan khas f.t.t.l. Industri lain	44 148	44 148	55 159
291 (29101 & 29102)	Pembuatan kenderaan bermotor	90	93	104
292/ 29200	Pembuatan kerangka (coachwork) untuk kenderaan bermotor; pembuatan treler dan semi treler	25	25	25
293/ 29300	Pembuatan alat ganti dan aksesori untuk kenderaan bermotor	169	170	184
301 (30110 & 30120)	Pembinaan kapal dan bot	22	22	23
302, 303, 304 & 309	Pembuatan lokomotif keretapi, rolling stock, kapal angkasa dan udara, jentera berkaitan, kenderaan tempur ketenteraan, dan kelengkapan pengangkutan f.t.t.l.	68	69	67
	30910 Pembuatan motosikal	41	43	41
	30920 Pembuatan basikal dan invalid carriages Industri lain	11 16	10 16	9 16
310	Pembuatan perabot	213	213	218
	31001 Pembuatan perabot kayu dan rotan Industri lain	165 47	165 48	170 47
321 (32110 & 32120)	Pembuatan barang kemas, bijouterie dan artikel berkaitan	20	21	26
322, 325 & 329	Pembuatan instrumen muzik, peralatan dan bekalan perubatan dan pergigian dan pembuatan lain f.t.t.l.	60	60	63
	32901 Pembuatan alat tulis Industri lain	13 47	13 48	13 50
323/ 32300	Pembuatan barangan sukan	6	6	6
324/ 32400	Pembuatan permainan dan mainan	19	19	23
331 & 332	Pembaikan pemasangan produk logam, jentera, kelengkapan dan pemasangan jentera perindustrian dan kelengkapan	107	112	111
	33150 Pembaikan dan penyelenggaraan kelengkapan pengangkutan kecuali motosikal dan basikal Industri lain	21 86	23 89	22 89
Jumlah Pembuatan		7,523	7,536	8,122

2022				Group Description/Period
Jan.	Feb.	Mar	Apr.	
35	35	50	43	Manufacture of optical instruments, photographic equipment, magnetic and optical media
115	110	102	90	Manufacture of electric motors, generators, transformers and electricity distribution and control apparatus
40	37	36	37	Manufacture of electric motors, generators and transformers
75	74	67	53	Manufacture of electricity distribution and control apparatus
39	40	38	36	Manufacture of batteries and accumulators
93	91	89	86	Manufacture of wiring and wiring devices
6	6	6	6	Manufacture of fibre optic cables
83	81	80	77	Manufacture of other electronic and electric wires and cables
3	4	3	3	Manufacture of current-carrying and non current-carrying wiring devices for electrical circuits regardless of material
23	21	18	17	Manufacture of electric lighting equipment
42	41	40	33	Manufacture of domestic appliances
30	29	30	30	Manufacture of other electrical equipment
386	383	354	359	Manufacture of general-purpose and special-purpose machinery
29	27	28	28	Manufacture of fluid power equipment
77	81	70	73	Manufacture of other pumps, compressors, taps and valves
57	60	63	57	Manufacture of power-driven hand tools with self-contained electric or non-electric motor or pneumatic drives
53	53	43	46	Manufacture of metal-forming machinery and machine tools
171	161	150	156	Manufacture of air-conditioning machines, including for motor vehicles
96	98	91	97	Manufacture of other special-purpose machinery n.e.c.
24	25	28	29	Other industry
169	173	168	174	Manufacture of motor vehicles
23	23	28	24	Manufacture of bodies (coachwork) for motor vehicles; manufacture of trailers and semi-trailers
69	72	74	73	Manufacture of parts and accessories for motor vehicles
43	44	47	46	Building of ships and boats
10	10	10	10	Manufacture of railway locomotives, rolling stock, air and spacecraft, related machinery, military fighting vehicles and transport equipment n.e.c
17	18	17	17	Manufacture of motorcycles
222	218	217	211	Manufacture of bicycles and invalid carriages
175	171	171	165	Other industry
48	47	46	46	Manufacture of furniture
24	23	21	21	Manufacture of wooden and cane furniture
62	62	61	60	Other industry
13	13	13	13	Manufacture of jewellery, bijouterie and related articles
49	49	48	47	Manufacture of musical instruments, medical and dental instruments and supplies and other manufacturing n.e.c.
6	6	6	6	Manufacture of stationery
18	18	18	18	Other industry
111	110	113	115	Manufacture of sports goods
22	23	24	24	Manufacture of games and toys
89	87	89	91	Repair of fabricated metal products, machinery and equipment and installation of industrial machinery and equipment
				Repair and maintenance of transport equipment except motorcycles and bicycles
				Other industry
7,865	7,805	7,843	7,715	Total Manufacturing

2021													2022				Group Description/Period
Apr.	Mei	Jun	Jul.	Ogo.	Sep.	Okt.	Nov.	Dis.	Jan.	Feb.	Mac	Apr.					
6.9	9.0	8.4	7.6	7.9	5.7	5.7	4.3	4.4	4.6	-1.0	-4.8	-4.1	Processing and preserving of meat				
10.9	9.3	7.2	1.0	-3.3	-1.8	-3.7	-4.4	-1.9	-4.9	-4.4	-5.9	-4.5	Processing and preserving of fish, crustaceans and molluscs Canning of fish, crustaceans and molluscs				
10.7	8.6	7.1	0.9	-4.5	-1.8	-5.1	-5.9	-3.8	-6.2	-5.8	-7.9	-6.4	Processing, curing and preserving of fish, crustacean and molluscs				
11.6	12.7	7.4	1.6	1.6	-1.6	2.2	2.1	6.7	0.4	1.5	2.9	3.5	Other industry				
-0.3	6.3	10.2	9.0	0.2	1.7	0.1	-0.4	-0.5	2.1	3.5	3.7	3.7	Processing and preserving of fruits and vegetable Pineapple canning				
10.2	-1.0	1.9	-5.5	-50.0	-46.0	-45.6	-46.8	-49.4	-51.1	-45.6	-43.8	-44.7	Manufacture of jams, marmalades and table jellies				
-1.3	7.2	11.2	11.0	6.7	7.4	5.5	5.0	5.9	8.4	9.5	8.8	8.9	Other industry				
-1.1	-0.4	0.6	5.3	-6.1	-0.2	3.6	4.1	5.7	6.4	6.5	4.5	2.9	Manufacture of vegetable and animal oils and fats Manufacture of crude and refined vegetable oil				
21.2	12.3	8.6	4.3	7.7	5.6	4.1	3.5	3.0	3.0	3.5	3.1	3.6	Manufacture of compound cooking fats				
-0.7	-5.4	-24.3	-28.0	-28.2	-19.1	-21.3	-21.3	-24.3	-15.6	-14.0	-16.3	-13.6	Manufacture of coconut oil				
-2.6	-1.1	1.2	6.9	-6.1	0.2	4.7	5.3	7.2	7.7	7.7	5.6	3.6	Other industry				
12.6	13.8	18.1	18.3	20.1	19.2	0.03	1.4	10.3	11.7	12.2	10.4	11.3	Manufacture of dairy products Manufacture of condensed, powdered and evaporated milk				
14.3	15.7	21.6	23.0	23.5	22.1	0.3	2.1	12.2	12.6	13.4	11.4	12.6	Other industry				
2.3	1.9	-1.2	-7.8	0.2	1.8	-2.1	-3.6	-1.8	5.2	3.1	3.3	2.5	Other industry				
8.0	12.1	15.8	6.7	3.8	2.0	3.5	1.8	1.4	1.7	-0.2	0.6	3.9	Manufacture of grain mill products, starches and starch products				
-3.9	0.1	0.2	3.6	4.2	5.4	9.2	6.3	4.2	3.7	1.9	2.1	3.7	Rice milling				
24.1	29.6	37.7	8.6	3.2	-2.1	-2.8	-3.4	-1.7	-0.3	-2.6	-0.6	4.9	Flour milling				
8.3	6.6	15.4	17.1	4.5	5.9	6.1	5.1	4.4	0.4	1.4	-1.7	-0.6	Other industry				
1.6	0.03	-2.1	-0.5	0.4	5.3	10.3	11.0	9.3	8.3	7.3	9.9	7.1	Manufacture of other food products Manufacture of biscuits and cookies				
1.3	0.9	-1.7	1.3	4.4	8.9	12.4	15.6	12.7	17.6	16.0	17.5	20.6	Manufacture of bread, cakes and other bakery products				
-13.5	-7.8	-8.4	-6.7	-5.1	-4.0	1.0	2.8	-1.3	-1.6	-5.2	-4.8	-3.3	Manufacture of snack products				
11.5	8.5	7.3	4.6	9.3	12.6	12.6	6.4	12.9	13.4	7.8	8.2	6.4	Manufacture of sugar				
-14.1	-12.2	-17.1	5.4	-0.1	1.9	1.8	8.7	10.5	4.4	19.2	25.3	12.6	Manufacture of cocoa products				
-12.3	-36.5	-22.0	-20.9	-20.1	-13.9	21.3	20.8	23.0	35.0	20.3	28.6	6.6	Manufacture of chocolate and chocolate products				
-4.7	-4.9	-3.6	-2.3	-2.4	4.6	8.2	8.1	9.7	10.0	12.6	21.0	10.7	Manufacture of sugar confectionery				
2.1	-0.1	-8.3	-9.9	-2.2	20.2	24.7	27.7	13.5	4.1	3.1	8.6	2.6	Manufacture of sauces and condiments				
26.8	21.2	10.2	14.4	8.4	11.6	24.4	24.0	21.7	22.6	23.5	25.1	17.8	Manufacture of other food products n.e.c.				
13.5	6.7	3.9	4.4	4.1	7.2	9.9	9.3	10.3	7.4	7.8	9.8	8.4	Other industry				
3.6	4.4	6.4	11.3	3.5	5.1	5.7	5.5	2.4	2.1	1.7	1.5	1.1	Manufacture of prepared animal feeds				
-0.1	0.2	-0.2	-5.6	-3.2	0.4	0.6	0.8	0.1	-0.04	2.0	1.2	2.5	Manufacture of beverages Manufacture of soft drinks				
-0.2	1.5	2.8	-1.7	-2.0	0.1	2.2	2.5	2.7	2.5	4.7	7.6	9.3	Production of natural mineral waters and other bottled waters				
17.8	8.8	4.6	-1.9	1.4	5.7	3.3	3.9	4.8	2.4	2.9	-2.6	-3.8	Other industry				
-31.5	-30.3	-34.1	-41.7	-24.2	-12.4	-19.1	-21.3	-28.8	-26.1	-21.9	-32.2	-29.3	Other industry				
17.9	17.6	14.5	2.3	1.2	1.5	0.2	0.1	0.9	1.3	0.9	0.3	0.5	Manufacture of tobacco products				
4.6	5.6	-3.3	-4.9	-6.5	-4.9	-0.5	5.3	5.9	6.0	6.4	7.5	5.8	Spinning, weaving and finishing of textiles Preparation and spinning of textile fibres				
8.8	14.9	2.9	-2.9	-10.2	-6.9	-2.0	3.0	3.3	3.5	5.4	7.5	4.4	Weaving of textiles				
-9.5	-16.5	-14.2	-7.0	2.0	-0.1	3.8	11.7	12.1	12.5	9.3	8.2	9.4	Dyeing, bleaching, printing and finishing of yarns and fabrics				
311.4	234.1	-20.1	-31.4	-2.9	-3.8	-6.7	-6.2	-2.6	-0.1	-0.002	-0.7	1.2	Other industry				
17.0	4.2	-5.5	-3.6	-0.4	-0.01	1.4	2.4	2.8	-1.2	-2.5	-5.9	-4.6	Manufacture of other textiles Manufacture of knitted and crocheted fabrics				
16.6	-0.3	-7.8	-7.4	-3.8	-2.9	1.2	3.5	4.8	-1.3	-1.0	-9.8	-10.5	Other industry				
17.1	6.7	-4.3	-1.6	1.5	1.6	1.5	1.8	1.8	-1.2	-3.3	-4.0	-1.8	Other industry				
-10.0	-15.1	-26.4	-16.6	-10.4	-11.6	-10.6	1.8	2.4	3.3	4.2	4.1	2.9	Manufacture of wearing apparel, except fur Manufacture of clothings				
-18.8	-19.7	-30.7	-16.4	-7.3	-9.1	-7.9	3.2	2.1	1.8	2.7	2.7	1.1	Other industry				
16.2	-2.2	-15.6	-17.1	-17.3	-17.4	-16.6	-1.3	3.2	6.5	7.2	7.0	6.7	Other industry				
-8.6	-5.4	-14.8	-7.4	-23.6	-21.0	-23.7	-8.3	-8.0	-1.1	-6.9	-3.6	-4.1	Manufacture of articles of fur, knitted and crocheted apparel Tanning and dressing of leather; manufacture of luggage, handbags, saddlery and harness; dressing and dyeing of fur				
18.7	22.0	3.3	-9.6	-0.8	1.4	3.0	3.0	-3.5	1.9	-1.3	-2.1	-2.7	Manufacture of footwear				
14.3	11.1	-10.0	-10.0	0.8	2.5	4.2	3.8	6.6	3.4	7.4	7.1	6.9	Manufacture of leather footwear				
17.3	13.6	-11.4	-11.8	1.8	1.9	4.6	4.6	9.1	3.7	9.0	8.3	8.2	Manufacture of rubber footwear				
7.7	5.6	-6.2	-5.6	-1.5	4.0	3.0	1.7	0.3	2.7	3.5	4.1	3.9	Other industry				
22.7	4.3	-10.2	-6.1	-5.8	-6.4	-6.0	-4.0	-4.9	-1.3	-1.8	-1.5	-2.3	Sawmilling and planning of wood				

2021												2022												Group Description/Period	
Apr.	Mei	Jun	Jul.	Ogo.	Sep.	Okt.	Nov.	Dis.	Jan.	Feb.	Mac	Apr.	Apr.	Mei	Jun	Jul.	Ogo.	Sep.	Okt.	Nov.	Dis.	Jan.	Feb.		Mac
5.7	3.2	-2.2	-1.1	3.0	8.6	11.9	14.5	13.7	10.3	11.0	9.5	9.7	Manufacture of products of wood, cork, straw and plaiting materials												
-7.0	-5.7	-12.1	-7.9	-1.0	10.2	14.5	16.1	18.5	12.8	12.5	10.9	11.20	Manufacture of veneer sheets and plywood												
-0.3	6.8	11.3	6.6	9.5	11.5	17.8	26.3	22.3	26.7	29.7	29.0	32.6	Manufacture of particle board and fibreboard												
35.6	23.9	14.5	9.2	7.8	7.5	7.4	11.0	9.1	4.8	3.7	2.1	0.3	Manufacture of builders' carpentry												
19.3	4.8	0.5	2.1	4.6	2.8	5.2	5.5	-0.4	-1.0	2.4	1.3	1.8	Other industry												
5.5	3.1	0.8	-0.8	0.5	2.3	3.2	5.5	4.2	4.0	5.9	1.3	1.2	Manufacture of paper and paper products												
-4.2	-6.2	-5.0	-2.1	-1.9	2.9	12.3	17.5	15.5	17.6	17.3	14.3	15.2	Manufacture of pulp, paper and paperboard												
8.7	7.0	6.0	-4.3	1.2	1.6	1.9	4.0	2.6	4.9	0.6	-5.7	-0.6	Manufacture of corrugated paper and paperboard and of containers of paper and paperboard												
-8.9	4.9	4.9	9.5	8.5	9.5	8.1	6.9	5.7	2.4	-9.9	-10.5	-11.6	Manufacture of envelopes and letter-card												
19.3	2.0	-0.6	2.6	-1.6	1.4	0.6	2.7	2.5	-4.1	25.4	17.8	3.5	Manufacture of household and personal hygiene paper												
-18.6	-16.7	-20.8	-11.3	-13.6	-9.3	-9.5	-8.7	-9.1	-12.6	-10.3	-12.2	-13.0	Manufacture of gummed or adhesive paper in strips or rolls and labels and wall paper												
38.4	42.5	31.8	27.8	30.4	26.6	23.2	25.9	20.6	23.6	9.5	9.7	10.6	Other industry												
4.0	3.2	-0.4	-2.9	-2.5	-2.9	0.4	2.2	2.6	1.6	1.3	1.0	0.5	Printing, service activities related to printing and reproduction of recorded media												
4.2	4.4	0.01	-2.4	-2.1	-2.5	0.5	2.5	3.2	1.5	1.8	1.9	1.5	Printing												
3.1	-2.5	-2.9	-5.7	-4.6	-5.1	-0.3	0.7	-0.6	2.4	-1.0	-3.3	-4.7	Service activities related to printing												
													Reproduction of recorded media												
3.9	5.8	9.5	5.3	5.4	4.9	1.0	0.6	0.4	0.2	2.5	2.7	2.5	Manufacture of refined petroleum products												
6.6	0.8	7.0	9.4	10.4	7.3	8.0	4.4	4.4	4.2	4.4	5.6	6.1	Manufacture of basic chemicals, fertilizer and nitrogen compounds, plastics and synthetic rubber in primary forms												
19.5	17.5	19.9	15.9	19.0	15.1	14.1	24.8	27.8	30.1	35.5	33.2	32.3	Manufacture of liquefied or compressed inorganic industrial or medical gases												
0.5	-8.7	3.7	16.1	16.0	10.7	13.0	6.3	5.7	8.1	6.9	8.5	7.2	Manufacture of basic organic chemicals												
19.7	18.1	3.1	-2.7	-1.1	-3.1	-3.4	-7.1	-5.4	-14.5	-8.4	-9.0	-10.9	Manufacture of inorganic compounds												
9.7	7.5	11.4	1.6	3.8	2.6	2.1	1.2	1.4	-3.0	-3.9	-0.3	3.2	Manufacture of fertilizers												
12.5	14.3	16.7	11.8	13.0	12.2	11.0	0.6	-0.2	10.2	9.8	9.7	10.8	Manufacture of associated nitrogen products												
9.3	10.2	0.7	-3.3	-5.5	-4.5	-0.9	-0.7	-0.9	-0.8	-2.1	-2.9	-0.7	Manufacture of other chemical products and man-made fibres												
25.6	42.4	35.6	26.0	19.4	26.1	30.9	19.2	13.2	2.8	2.5	13.2	19.4	Manufacture of pesticides and other agrochemical products												
3.7	3.1	-0.3	2.3	-2.9	-0.8	0.4	5.5	3.2	2.8	12.2	10.4	6.8	Manufacture of paints, varnishes and similar coatings ink and												
-12.1	-8.3	-14.1	-13.9	-15.5	-16.1	-16.8	-13.6	-17.8	-17.6	-18.2	-25.8	-19.9	Manufacture of printing ink												
15.0	16.4	-0.5	-7.8	-11.3	-10.7	-11.1	-14.7	-12.2	-10.5	-9.0	-10.1	-8.9	Manufacture of soap and detergents, cleaning and polishing preparations												
12.0	6.8	0.6	-3.6	-2.5	-1.5	9.9	14.4	15.3	14.6	5.2	4.9	5.7	Manufacture of perfumes and toilet preparations												
-2.3	2.6	-6.3	-2.9	1.0	3.6	4.0	-1.0	-3.7	2.3	3.6	3.8	7.6	Manufacture of photographic plates, films, sensitized paper and other sensitized unexposed materials												
15.7	15.3	13.3	13.4	14.6	13.6	15.1	9.9	10.8	10.5	7.8	8.2	8.3	Manufacture of writing and drawing ink												
13.9	13.1	13.3	8.9	11.5	10.6	12.7	9.3	12.4	9.6	5.8	7.2	7.5	Manufacture of other chemical products n.e.c.												
23.5	25.2	13.3	32.7	27.8	26.4	26.3	12.3	4.1	14.4	16.0	12.4	11.5	Other industry												
4.6	7.6	21.5	18.1	15.7	9.1	6.4	1.2	-0.6	0.6	3.5	2.2	3.9	Manufacture of rubber products												
-5.3	12.7	7.7	3.7	-2.8	0.3	-1.4	-3.2	7.1	2.1	1.8	1.1	0.3	Manufacture of rubber tyres for vehicles												
28.4	23.4	11.4	6.1	9.7	8.5	15.1	11.3	8.4	8.5	8.1	7.5	8.4	Manufacture of interchangeable tyre treads and retreading rubber tyres												
19.6	31.3	16.7	16.6	13.4	5.6	5.2	0.2	6.0	3.1	3.4	3.5	5.9	Manufacture of other products of natural or synthetic rubber, unvulcanized, vulcanized or hardened												
-2.5	7.9	38.9	35.4	33.1	22.3	15.5	7.5	1.2	6.6	10.8	9.5	10.3	Rubber remilling and latex processing												
13.5	-13.6	-14.7	-16.5	-17.3	-16.6	-13.5	-12.9	-13.4	-15.6	-11.6	-14.5	-10.6	Manufacture of rubber gloves												
19.5	13.2	2.6	0.3	-0.9	-1.0	0.1	0.9	1.2	0.3	-1.2	0.1	0.5	Manufacture of other rubber products n.e.c.												
8.0	9.8	-3.1	-2.8	-3.7	-4.9	-5.6	-2.5	-2.5	-2.0	-5.2	-2.2	-2.1	Manufacture of plastics products												
37.1	15.2	9.1	5.5	6.1	4.1	9.5	8.4	11.1	7.6	6.9	8.6	9.1	Manufacture of semi-manufactures of plastic products												
25.1	15.5	0.4	-8.6	-9.7	-6.8	-6.0	-4.6	0.7	-2.6	-4.3	-3.9	-2.6	Manufacture of finished plastic products												
24.9	18.0	2.8	-3.7	4.1	4.4	10.6	5.0	6.2	4.3	4.9	4.6	5.3	Manufacture of plastic articles for the packing of goods												
21.7	14.4	4.9	1.6	-2.8	-0.6	-1.0	-0.5	-1.5	-2.3	-2.7	-3.8	-3.1	Manufacture of builders' plastics ware												
12.9	9.5	10.3	8.6	8.1	27.1	31.2	26.2	29.0	25.5	18.3	17.8	14.6	Manufacture of plastic tableware, kitchenware and toilet articles												
													Manufacture of diverse plastic products n.e.c.												

Kod Kumpulan Group code	Keterangan Kumpulan/Tempoh	2020	2021	2021				2022	2021	2022	Jan.	Feb.	Mac
				Q1	Q2	Q3	Q4	Q1	(Jan. - Apr.)	(Jan. - Apr.)			
								Q1	Q2	Q3			
239	Pembuatan pengeluaran galian bukan logam f.t.t.l.	-1.0	-0.3	-3.6	4.0	-1.3	-0.2	0.9	-0.6	1.0	-3.0	-5.2	-2.5
23911	Pembuatan mortar refraktori dan konkrit &	-5.0	-11.4	-16.4	-4.4	-8.3	-15.6	-21.8	-12.7	-21.9	-14.7	-21.4	-13.1
23921	Pembuatan seramik bukan refraktori												
23930	Pembuatan produk porselin dan seramik lain	-1.8	-0.6	6.5	3.6	-6.3	-5.4	5.0	5.1	6.2	20.8	-1.9	1.6
23941	Pembuatan simen hidrolik	1.6	-5.2	-11.4	-4.7	-1.7	-2.1	-3.7	-6.6	-6.1	-9.2	-11.0	-13.9
23951	Pembuatan konkrit dan mortar siap bancuh dan banchuan kering	-4.1	3.2	-3.3	8.7	1.5	6.6	6.6	0.7	7.8	-1.8	-5.4	-2.9
23952	Pembuatan konkrit pratuangan, simen atau artikel batu buatan yang digunakan dalam pembinaan;												
23953	& Pembuatan komponen struktur pasang siap untuk bangunan atau kejuruteraan awam dari simen, batu atau konkrit buatan	3.0	2.2	5.3	6.2	-0.1	-2.0	-0.8	6.3	-1.0	4.1	3.3	8.7
23959	Pembuatan artikel konkrit, simen dan plaster lain f.t.t.l.												
23990	Pembuatan produk mineral bukan logam lain f.t.t.l. Industri lain	-5.7	-4.7	-14.7	-8.4	-1.5	7.5	10.0	-14.2	10.9	-15.9	-13.4	-14.8
		2.7	8.1	3.1	26.1	0.6	4.6	9.8	13.3	9.5	3.5	3.5	2.4
241 (24101 & 24102 & 24103 & 24104 & 24109)	Pembuatan besi dan keluli asas	-7.5	-0.5	-3.2	-0.5	-3.5	5.3	7.0	-0.7	7.8	-5.7	-6.9	3.7
242 (24201 & 24202 & 24209)	Pembuatan logam asas berharga dan logam bukan ferus lain	-6.7	4.5	-5.7	9.8	6.4	8.8	2.6	-2.6	0.9	-3.2	-4.9	-8.7
243	Pengacuan logam	-10.4	2.2	-0.4	11.5	-2.8	2.0	-0.2	3.2	-0.2	-8.3	-3.0	11.8
251 & 252	Pembuatan produk struktur logam, tangki, takungan, penjana wap, senjata dan peluru	-1.2	-1.6	1.7	1.5	-6.7	-2.8	-2.8	3.8	-2.5	2.3	-0.9	3.8
25113	Pembuatan pintu, tingkap dan bingkai, penutup tingkap dan pintu pagar daripada logam	-1.5	-10.6	-3.7	-3.9	-18.7	-15.0	-10.7	-0.5	-10.2	-1.2	-7.8	-2.1
25119	Pembuatan produk struktur logam lain												
25120	Pembuatan tangki, takungan dan kontena daripada logam Industri lain	2.9	17.5	16.5	14.3	18.4	20.4	14.6	16.3	14.5	13.7	16.8	18.8
		-8.3	-2.8	-3.8	-2.8	-5.7	1.2	-10.1	-3.0	-9.9	-4.4	-5.7	-1.2
259	Pembuatan lain-lain produk yang direka daripada logam; aktiviti perkhidmatan kerja logam	4.6	4.9	6.8	5.6	1.1	6.2	4.5	7.2	4.5	8.5	5.5	6.3
25910	Tempaan, tekanan, hentakan dan bentuk gelekkan logam; serbuk metalurgi	8.2	7.4	14.4	9.0	2.0	4.7	-0.02	14.7	0.10	20.7	11.1	11.7
25920	Rawatan dan penyalutan logam; menggunakan mesin	20.3	13.0	26.3	24.0	2.5	2.6	0.8	27.5	0.9	26.0	27.4	25.5
25991	Pembuatan tin untuk produk makanan dan minuman, tiub dan kotak boleh dilipat	9.1	2.4	5.2	-3.8	-0.4	7.9	5.9	4.2	7.4	10.2	9.3	-3.9
25992	Pembuatan kabel, plaited bands (jalur/pita berpintal) dan artikel seumpamanya daripada logam	-7.4	10.2	1.1	3.8	9.6	26.1	21.6	2.0	20.7	-1.5	1.1	3.6
25993	Pembuatan bolt, skru, nat dan produk uliran seumpamanya												
25994	Pembuatan barangan rumah daripada logam	-11.5	-8.1	-10.6	0.7	-10.8	-11.5	-18.0	-7.0	-18.0	-16.5	-12.8	-1.3
25999	Pembuatan produk lain yang direka daripada logam f.t.t.l. Industri lain	7.5	2.5	3.4	6.1	-0.02	0.8	2.8	5.8	3.0	3.7	2.0	4.6
		3.6	-13.3	-4.1	-11.2	-17.8	-19.3	-19.6	-10.1	-18.8	5.9	-13.5	-4.9
261	Pembuatan komponen dan papan elektronik	-1.0	5.8	-0.2	11.7	5.0	7.7	4.6	2.5	4.5	-3.5	2.1	0.7
26101	Pembuatan diod, transistor dan alatan semikonduktor yang seumpamanya	-4.2	6.5	-8.2	14.6	12.3	10.8	4.5	-4.7	4.3	-11.7	-7.3	-5.6
26102	Pembuatan litar elektronik bersepadu dengan pemasangan mikro												
26103	Pembuatan kapasitor dan perintang elektrik												
26104	& Pembuatan papan litar bercetak	5.1	7.0	19.5	9.2	-5.1	5.4	5.9	20.4	5.6	15.1	26.2	17.1
26105	& Pembuatan komponen paparan												
26109	Pembuatan komponen lain untuk aplikasi elektronik	8.5	-10.7	5.6	-10.1	-19.7	-17.0	-3.0	4.5	-1.2	11.3	3.5	2.1
262 (26201 & 26202)	Pembuatan komputer dan kelengkapan peranti	5.9	9.8	5.1	8.5	13.8	12.1	3.0	5.0	4.3	6.9	7.0	1.5
263/ 26300	Pembuatan peralatan komunikasi	-13.8	-5.8	-29.5	-1.8	-1.1	17.9	27.4	-24.9	24.3	-25.8	-34.6	-27.9
264/ 26400	Pembuatan peralatan elektronik pengguna	3.3	-4.3	-4.8	-5.6	-7.9	1.0	17.2	-4.3	17.6	5.8	-12.3	-8.2
265	Pembuatan kelengkapan mengukur, menguji, memandu arah dan kawalan; jam tangan dan jam	-1.1	5.7	-3.5	2.5	9.6	14.5	27.4	-1.6	28.5	-5.8	-7.7	3.5
26511	Pembuatan kelengkapan mengukur, menguji, memandu arah dan kawalan	0.03	6.8	-2.4	3.4	11.3	15.5	28.4	-0.6	29.9	-4.2	-7.1	4.8
26512	Pembuatan kelengkapan kawalan proses perindustrian												
26520	Pembuatan jam tangan dan jam dan bahagiannya	-10.3	-4.6	-13.4	-5.3	-4.5	5.4	17.4	-9.7	14.3	-20.0	-12.2	-7.3
266/ 26600	Pembuatan peralatan penyinaran, perubatan elektro dan elektroterapeutik	-4.6	15.4	0.4	19.0	17.7	26.3	10.0	4.4	7.7	-8.8	-4.7	15.0

2021				2022									Group Description/Period
Apr.	Mei	Jun	Jul.	Ogo.	Sep.	Okt.	Nov.	Dis.	Jan.	Feb.	Mac	Apr.	
9.2	5.9	-2.8	-2.3	-1.3	-0.3	0.0	-1.7	1.1	0.6	1.0	1.1	1.2	Manufacture of non-metallic mineral products
													<i>Manufacture of refractory mortars and concretes</i>
0.5	-5.0	-8.4	-6.6	-7.8	-10.5	-7.1	-21.8	-18.0	-26.6	-19.9	-18.7	-21.9	<i>Manufacture of non-refractory ceramic</i>
0.8	8.1	1.8	-7.9	-3.3	-7.6	-1.7	-12.6	-1.4	-6.4	16.5	6.5	10.3	<i>Manufacture of other porcelain and ceramic products</i>
10.0	-7.4	-14.3	-4.4	-5.2	4.9	4.3	1.4	-10.3	3.2	-4.3	-9.9	-12.7	<i>Manufacture of hydraulic cement</i>
14.9	6.2	5.6	2.5	0.8	1.1	3.7	5.1	10.9	6.4	6.5	6.9	11.3	<i>Manufacture of ready-mix and dry-mix concrete and mortars</i>
													<i>Manufacture of precast concrete, cement or artificial stone articles for use in construction</i>
													<i>Manufacture of prefabricated structural components for building or civil engineering of cement, concrete or artificial stone</i>
													<i>Manufacture of other articles of concrete, cement and plaster n.e.c.</i>
-12.3	2.0	-13.7	-6.4	1.2	0.9	1.7	5.3	14.9	8.7	9.4	12.1	13.6	<i>Manufacture of other non-metallic mineral products n.e.c.</i>
49.2	21.4	9.6	-2.9	-0.8	5.7	3.7	3.9	6.1	8.5	10.4	10.6	8.6	<i>Other industry</i>
8.1	-3.8	-5.2	-6.8	-6.3	2.5	2.9	5.2	7.6	5.9	6.6	8.5	10.2	Manufacture of basic iron and steel
8.3	14.3	7.0	5.7	4.1	9.6	11.2	10.6	5.2	6.9	6.9	-5.7	-4.3	Manufacture of basic precious and other non-ferrous metals
16.3	10.3	7.9	-5.4	-3.5	0.3	1.9	3.6	0.6	1.1	1.9	-3.3	-0.3	Casting of metals
10.9	2.3	-7.7	-6.9	-9.4	-3.6	-1.2	-4.3	-2.8	-0.7	-3.3	-4.4	-1.4	Manufacture of structural metal products, tanks, reservoirs, steam generators, weapons and ammunition
													<i>Manufacture of metal doors, windows and their frames, shutters and gates</i>
11.2	-1.8	-18.7	-19.4	-20.8	-15.9	-14.7	-16.4	-14.0	-10.0	-10.6	-11.6	-8.6	<i>Manufacture of other structural metal products</i>
16.0	14.8	12.1	19.4	14.4	21.5	25.3	17.8	18.6	20.6	12.3	11.2	14.3	<i>Manufacture of tanks, reservoirs and containers of metal</i>
-0.6	-6.6	-0.9	-6.1	-8.5	-2.4	2.8	0.8	0.1	-7.8	-10.6	-11.9	-9.0	<i>Other industry</i>
8.7	6.0	2.3	-2.5	-1.2	6.8	6.5	6.4	5.6	4.0	3.2	6.3	4.6	Manufacture of other fabricated metal products; metal working service activities
15.4	8.3	4.0	2.0	2.1	2.0	5.2	5.1	3.8	-3.6	2.1	1.7	0.5	<i>Forging, pressing, stamping and roll-forming of metal; powder metallurgy</i>
31.6	24.3	17.1	1.7	1.7	4.1	4.4	1.2	2.3	0.6	1.1	0.7	1.3	<i>Treatment and coating of metals; machining</i>
0.9	-7.3	-4.9	-6.7	-2.9	8.4	11.5	5.3	7.5	2.3	0.1	16.8	12.2	<i>Manufacture of fins and cans for food products, collapsible tubes and boxes</i>
													<i>Manufacture of metal cable, plaited bands and similar articles</i>
5.3	3.9	2.2	-2.3	0.3	31.0	24.0	30.5	24.2	25.3	19.3	20.4	17.4	<i>Manufacture of bolts, screws, nuts and similar threaded products</i>
5.3	5.4	-8.5	-7.9	-10.8	-13.7	-11.0	-15.5	-7.9	-13.4	-22.7	-17.6	-18.0	<i>Manufacture of metal household articles</i>
14.0	5.3	-0.4	-1.9	0.8	1.1	1.0	0.1	1.2	2.7	1.1	4.8	3.6	<i>Manufacture of any other fabricated metal products n.e.c.</i>
-25.2	-0.5	-3.1	-14.9	-18.2	-20.3	-20.3	-18.8	-18.8	-17.6	-22.3	-19.3	-16.5	<i>Other industry</i>
12.1	11.2	11.9	6.6	6.1	2.4	4.8	7.8	10.3	6.0	3.2	4.7	4.0	Manufacture of electronic components and boards
													<i>Manufacture of diodes, transistors and similar semiconductor devices</i>
													<i>Manufacture of electronic integrated circuits micro assemblies</i>
													<i>Manufacture of electrical capacitors and resistors</i>
23.1	8.2	-1.9	-2.9	-7.5	-4.8	2.4	6.1	7.5	5.3	4.9	7.6	4.8	<i>Manufacture of printed circuit boards</i>
													<i>Manufacture of display components</i>
1.0	-9.7	-20.2	-20.3	-20.6	-18.3	-16.8	-17.2	-17.0	-7.0	-7.4	5.7	4.8	<i>Manufacture of other components for electronic applications</i>
4.8	8.2	12.7	3.6	7.3	31.8	20.6	9.7	7.0	2.0	1.6	5.5	8.7	Manufacture of computers and peripheral equipment
-10.6	3.2	4.9	-4.8	0.6	0.9	1.6	20.1	34.2	23.3	35.2	24.5	16.7	Manufacture of communication equipment
-2.8	-3.8	-10.1	-14.9	-6.7	-2.5	1.5	3.1	-1.5	8.6	27.3	17.8	18.6	Manufacture of consumer electronics
4.9	2.9	-0.3	5.0	10.9	13.0	8.5	16.9	17.7	17.4	27.3	37.7	31.7	Manufacture of measuring, testing, navigating and control equipment; watches and clocks
													<i>Manufacture of measuring, testing, navigating and control equipment</i>
5.1	4.3	0.8	6.4	12.8	14.8	9.7	18.0	18.4	16.3	28.8	40.5	34.5	<i>Manufacture of industrial process control equipment</i>
3.4	-8.3	-9.6	-6.0	-4.8	-2.7	-2.2	6.9	10.8	28.8	13.5	10.3	5.2	<i>Manufacture of watches and clocks and parts</i>
17.0	19.1	20.7	20.4	17.5	15.1	28.7	30.0	19.6	18.2	12.0	1.8	1.3	Manufacture of irradiation, electromedical and electrotherapeutic equipment

Kod Kumpulan Group code	Keterangan Kumpulan/Tempoh	2020	2021	2021				2022		2021		2022	
				Q1	Q2	Q3	Q4	Q1	(Jan. - Apr.)	(Jan. - Apr.)	Jan.	Feb.	Mac
267 (26701 & 26702) & 268 (26800)	Pembuatan peralatan optikal, kelengkapan fotografi, media magnetik dan optikal	-3.6	0.4	2.6	-1.8	-2.9	3.4	16.3	4.5	20.3	4.4	-0.9	4.3
271	Pembuatan motor elektrik, penjana, transformer dan perkakasan pengagihan dan pengawalan elektrik	0.4	-1.2	-0.3	-5.5	-0.9	1.5	-3.0	-2.0	-2.3	1.2	-1.5	-0.7
27101	Pembuatan motor elektrik, penjana dan transformer	-5.8	3.0	-16.8	6.6	11.2	13.6	12.5	-11.8	11.9	-16.3	-22.6	-10.6
27102	Pembuatan perkakasan pengagihan dan pengawalan	3.8	-3.3	8.8	-11.4	-6.9	-4.1	-9.6	3.2	-8.8	11.3	10.5	4.3
272/ 27200	Pembuatan bateri dan akumulator	4.6	3.5	-3.9	1.2	9.7	6.2	21.1	-3.8	20.6	6.1	-12.0	-5.9
273	Pembuatan pendawaian dan peranti pendawaian	-0.1	13.5	7.1	19.7	13.2	14.9	12.1	11.4	12.4	10.3	7.5	3.3
27310	Pembuatan kabel gantian optikal	-2.8	-1.0	-30.1	-20.7	0.7	45.0	55.3	-28.2	52.3	-34.1	-30.0	-25.9
27320	Pembuatan wayar dan kabel elektronik dan elektrik lain	0.4	15.1	10.7	24.3	14.3	12.4	9.6	15.4	9.9	14.7	11.0	6.2
27330	Pembuatan alatan pendawaian pembawa dan bukan pembawa arus untuk litar elektrik (tanpa mengira jenis bahan)	-5.4	7.4	-3.4	6.5	12.5	14.3	18.6	-1.6	19.4	-3.6	-0.7	-5.8
274/ 27400	Pembuatan kelengkapan pencahayaan elektrik	5.4	43.9	21.5	33.5	60.4	60.7	33.6	22.2	27.2	20.4	21.4	22.7
275/ 27500	Pembuatan perkakasan domestik	11.1	-17.2	6.4	-8.3	-28.8	-35.9	-31.7	3.7	-30.5	3.9	3.4	12.5
279/ 27900	Pembuatan kelengkapan elektrik lain	2.1	5.7	2.0	4.3	3.3	12.8	26.9	3.0	25.8	7.6	1.8	-3.3
281 & 282	Pembuatan jentera kegunaan umum dan kegunaan khas	-1.2	3.0	4.4	5.8	0.2	1.8	1.2	5.7	1.6	3.9	4.0	5.2
28120	Pembuatan alat-alat kuasa bendalir												
&													
28130	Pembuatan pam, pemampat, kepala paip dan injap lain	-11.2	-0.1	7.8	0.2	-0.4	-6.6	-4.3	7.5	-3.5	36.3	-4.1	-0.8
28180	Pembuatan alatan tangan yang menggunakan kuasa dilengkapkan dengan motor elektrik atau bukan motor elektrik atau pneumatik	5.3	15.3	26.3	21.2	5.4	10.9	-2.8	25.7	-1.8	28.4	31.4	18.9
&													
28220	Pembuatan jentera pembentukan logam dan alatan mesin	10.2	-1.9	1.0	-6.2	-1.3	-1.1	3.5	0.6	4.4	0.7	0.2	2.2
28192	Pembuatan mesin penyaman udara, termasuk untuk kenderaan bermotor	-19.8	1.0	-12.7	17.2	0.5	4.3	2.6	-7.1	0.5	-17.5	-20.9	6.0
28290	Pembuatan lain-lain mesin bertujuan khas t.t.t.l. Industri lain	1.2	0.6	2.2	2.3	-1.7	-0.5	2.9	3.4	3.5	-1.1	6.1	1.8
291 (29101 & 29102)	Pembuatan kenderaan bermotor	-12.2	2.6	-10.8	11.2	-1.1	13.6	11.0	-5.4	10.6	-10.7	-8.5	-13.4
292/ 29200	Pembuatan kerangka (coachwork) untuk kenderaan bermotor; pembuatan treler dan semi treler	-14.0	8.6	-10.1	13.6	15.5	18.8	16.5	-4.1	17.4	-14.9	-14.3	-0.8
293/ 29300	Pembuatan alat ganti dan aksesori untuk kenderaan bermotor	-6.7	-2.6	-6.0	5.1	-3.8	-5.0	-6.0	-2.9	-6.0	-6.9	-7.4	-3.7
301 (30110 & 30120)	Pembinaan kapal dan bot	-7.6	-4.7	0.5	1.0	-11.8	-8.7	-7.1	2.9	-6.3	-11.6	-6.6	21.6
302, 303, 304 & 309	Pembuatan lokomotif keretapi, rolling stock, kapal angkasa dan udara, jentera berkaitan, kenderaan tempur ketenteraan, dan kelengkapan pengangkutan t.t.t.l.	-14.5	1.0	-12.3	10.5	4.0	5.5	3.5	-6.9	3.4	-13.1	-13.8	-10.1
30910	Pembuatan motosikal	-13.5	10.7	-4.5	19.1	13.3	18.4	11.7	0.7	11.3	-6.8	-7.8	1.0
30920	Pembuatan basikal dan invalid carriages	0.1	-4.2	5.6	8.4	-11.1	-17.8	-18.6	11.8	-18.9	11.1	0.05	6.3
	Industri lain	-22.9	-14.3	-33.3	-5.1	-4.7	-4.4	0.3	-28.5	0.6	-33.8	-30.8	-35.3
310	Pembuatan perabot	1.2	2.4	3.4	4.6	-3.3	5.2	6.6	5.6	7.1	3.2	3.4	3.6
31001	Pembuatan perabot kayu dan rotan	3.9	3.9	5.8	4.4	-1.7	7.0	11.0	7.2	11.6	6.2	6.7	4.6
	Industri lain	-6.1	-2.0	-3.5	5.4	-8.3	-0.8	-7.0	1.2	-6.8	-5.2	-5.6	0.8
321 (32110 & 32120)	Pembuatan barang kemas, bijouterie dan artikel berkaitan	4.0	3.3	8.6	8.0	-5.9	3.0	2.3	10.3	2.2	10.7	9.5	5.6
322, 325 & 329	Pembuatan instrumen muzik, peralatan dan bekalan perubatan dan pergigian dan pembuatan lain t.t.t.l.	4.1	7.9	10.2	8.7	7.5	5.5	1.2	11.3	1.1	8.2	9.6	12.7
32901	Pembuatan alat tulis	-10.8	-0.1	-11.1	-1.8	6.2	8.8	4.5	-7.3	4.6	-15.7	-15.0	-1.2
	Industri lain	9.4	10.3	17.4	11.9	7.8	4.7	0.3	17.5	0.2	16.9	18.4	17.0
323/ 32300	Pembuatan barangan sukan	1.1	7.0	11.3	13.6	0.5	3.6	-1.6	13.3	-1.4	9.5	7.7	17.3
324/ 32400	Pembuatan permainan dan mainan	4.3	-0.4	-27.3	-22.0	9.6	40.1	59.6	-29.5	59.1	-25.5	-26.7	-29.6
331 & 332	Pembaikan pemasangan produk logam, jentera, kelengkapan dan pemasangan jentera perindustrian dan kelengkapan	-7.2	1.6	-3.9	4.4	1.7	4.7	3.7	-1.8	4.1	-6.2	-5.5	0.2
33150	Pembaikan dan penyelenggaraan kelengkapan pengangkutan kecuali motosikal dan basikal	-6.9	-6.2	-7.6	-10.9	-2.7	-3.1	-3.1	-11.9	-1.2	-9.0	-8.4	-5.5
	Industri lain	-7.3	3.9	-2.8	9.4	3.0	6.9	5.6	1.5	5.6	-5.4	-4.6	1.9
Jumlah Pembuatan		-1.1	3.0	-0.6	6.0	2.3	4.7	4.1	1.4	4.2	-1.4	-1.3	0.8

2021						2022						Group Description/Period	
Apr.	Mei	Jun	Jul.	Ogo.	Sep.	Okt.	Nov.	Dis.	Jan.	Feb.	Mac		Apr.
11.1	-7.2	-7.3	-4.5	-0.9	-3.2	-0.4	2.4	7.8	2.7	3.8	41.8	33.1	Manufacture of optical instruments, photographic equipment, magnetic and optical media
-7.9	-5.7	-3.0	-3.2	-1.4	1.9	1.9	3.4	-0.6	-2.5	-3.3	-3.4	0.6	Manufacture of electric motors, generators, transformers and electricity distribution and control apparatus
7.7	3.1	9.2	8.8	11.8	13.0	13.4	12.9	14.5	13.1	12.8	11.5	10.1	Manufacture of electric motors, generators and transformers
-15.3	-9.9	-9.2	-9.3	-8.0	-3.6	-3.7	-1.1	-7.0	-9.2	-9.7	-9.9	-5.2	Manufacture of electricity distribution and control apparatus
-3.7	1.3	5.4	3.8	14.8	10.6	10.6	3.7	4.3	6.8	32.1	27.5	19.1	Manufacture of batteries and accumulators
27.9	18.0	14.7	11.4	10.9	17.1	15.5	14.2	14.9	10.9	8.3	17.6	13.2	Manufacture of wiring and wiring devices
-21.7	-21.5	-19.2	-19.3	-15.1	37.3	37.0	48.5	49.1	60.5	50.3	55.3	43.1	Manufacture of fibre optic cables
33.7	22.5	18.1	14.3	12.9	15.6	13.8	11.3	12.2	8.2	5.7	15.4	11.2	Manufacture of other electronic and electric wires and cables
5.1	1.7	12.1	9.5	17.4	10.8	14.1	14.8	14.0	19.1	17.6	19.2	22.3	Manufacture of current-carrying and non current-carrying wiring devices for electrical circuits regardless of material
24.3	17.8	60.3	57.9	60.1	63.4	61.2	59.0	61.8	43.2	38.6	18.2	8.1	Manufacture of electric lighting equipment
-6.4	0.6	-17.4	-21.6	-27.5	-37.3	-36.0	-36.3	-35.5	-30.5	-31.6	-32.9	-25.6	Manufacture of domestic appliances
5.9	5.5	1.3	-1.2	1.9	9.2	4.5	6.6	27.1	21.6	23.4	36.5	22.4	Manufacture of other electrical equipment
10.0	7.6	0.03	-1.9	1.7	0.8	1.1	3.2	1.2	2.0	1.1	0.3	2.8	Manufacture of general-purpose and special-purpose machinery
6.7	-1.5	-4.4	-1.9	1.8	-1.2	-5.9	-7.9	-6.2	-1.4	-6.4	-5.1	-1.0	Manufacture of fluid power equipment
23.7	23.9	16.1	5.1	5.4	5.6	9.6	16.6	7.2	-7.7	0.2	-0.7	1.5	Manufacture of other pumps, compressors, taps and valves
-0.8	0.7	-16.1	-7.6	4.8	-0.9	-3.5	4.9	-4.3	-2.1	3.5	9.1	7.6	Manufacture of power-driven hand tools with self-contained electric or non-electric motor or pneumatic drives
14.9	18.7	18.4	0.1	0.6	0.8	1.2	2.0	9.0	5.7	7.6	-6.3	-5.6	Manufacture of metal-forming machinery and machine tools
7.5	2.7	-2.9	-3.3	-1.0	-0.6	0.2	-1.2	-0.5	8.1	0.05	0.5	5.2	Manufacture of air-conditioning machines, including for motor vehicles
15.1	19.6	0.2	2.0	-4.5	-0.5	14.6	16.6	10.3	11.0	10.5	11.5	9.7	Manufacture of other special-purpose machinery
17.6	16.7	6.7	11.9	14.6	19.9	20.7	18.4	17.3	13.5	17.6	18.1	19.9	Other industry
7.4	7.3	0.5	-6.3	-4.1	-1.2	-3.4	-5.1	-6.4	-6.1	-6.2	-5.6	-6.2	Manufacture of motor vehicles
11.6	-1.0	-6.8	-12.0	-12.9	-10.3	-8.0	-11.8	-6.2	-6.7	-7.6	-7.0	-3.8	Manufacture of bodies (coachwork) for motor vehicles; manufacture of trailers and semi-trailers
13.8	13.9	3.9	2.5	3.3	6.0	7.5	6.4	2.7	2.5	3.8	4.2	3.2	Manufacture of parts and accessories for motor vehicles
19.2	21.9	16.1	16.1	10.5	13.3	17.8	21.3	16.0	11.2	11.8	12.0	10.3	Building of ships and boats
36.1	8.5	-13.1	-21.1	-3.4	-8.8	-6.1	-20.3	-26.1	-19.7	-17.4	-18.6	-19.9	Manufacture of railway locomotives, rolling stock, air and spacecraft, related machinery, military fighting vehicles and transport equipment n.e.c
-7.7	1.2	-8.5	-8.0	-6.8	1.0	-4.4	-4.9	-4.1	-0.8	0.7	1.0	1.7	Manufacture of motorcycles
13.4	5.5	-3.9	-8.2	-7.1	5.2	4.4	5.7	5.4	6.7	5.2	7.9	8.5	Manufacture of bicycles and invalid carriages
11.6	6.0	-3.5	-7.2	-6.5	8.4	6.2	7.0	7.8	10.7	9.1	13.3	13.4	Other industry
19.2	4.0	-5.2	-11.3	-8.9	-4.6	-1.5	1.4	-2.3	-5.9	-7.0	-8.1	-6.0	Manufacture of furniture
16.0	8.8	-0.2	-6.4	-10.0	-1.4	-1.0	0.2	8.9	5.0	1.0	0.8	1.9	Manufacture of wooden and cane furniture
15.0	6.0	5.6	6.2	6.7	9.6	5.4	5.6	5.5	2.6	0.3	0.6	0.8	Other industry
6.2	-7.5	-3.3	3.1	5.9	9.8	9.7	9.0	7.6	4.8	5.6	3.2	4.8	Manufacture of musical instruments, medical and dental instruments and supplies and other manufacturing n.e.c.
17.6	10.4	8.1	7.1	7.0	9.5	4.3	4.8	4.9	2.0	-1.0	-0.1	-0.3	Manufacture of stationery
19.9	19.4	2.7	-3.8	-0.2	5.2	5.8	1.2	3.8	-0.6	-2.7	-1.6	-0.8	Other industry
-35.5	-14.2	-13.8	1.2	16.6	10.6	44.2	46.5	32.1	60.4	61.7	56.7	57.6	Manufacture of sports goods
5.0	7.1	1.1	0.4	1.1	3.7	3.7	6.5	3.9	3.6	3.3	4.2	5.4	Manufacture of games and toys
-23.0	-1.8	-3.3	-3.2	-3.5	-1.3	-2.2	-1.6	-5.4	-6.2	-2.5	-0.7	4.8	Repair of fabricated metal products, machinery and equipment and installation of industrial machinery and equipment
16.3	9.7	2.3	1.4	2.4	5.1	5.3	8.9	6.6	6.5	4.9	5.5	5.6	Repair and maintenance of transport equipment except motorcycles and bicycles
8.2	6.4	3.5	1.5	1.7	3.6	4.4	4.8	4.9	4.1	3.9	4.4	4.5	Other industry
													Total Manufacturing

Jadual Table **1.6c** : Gaji dan Upah yang Dibayar Sektor Pembuatan Mengikut Kumpulan: Perubahan Peratusan Bulanan/Suku Tahunan
 : Salaries and Wages Paid of Manufacturing Sector by Group: Monthly/Quarterly Percentage Change

Kod Kumpulan Group code	Keterangan Kumpulan/Tempoh	2021				2022				
		Q1	Q2	Q3	Q4	Q1	Jan.	Feb.	Mac	Apr.
101	Pemprosesan dan pengawetan daging	0.7	0.4	-2.3	6.1	-4.3	-0.7	-3.9	1.8	1.5
102	Pemprosesan dan pengawetan ikan, krustasea dan moluska	1.1	-1.7	-2.0	-0.7	-0.8	4.4	-5.0	1.2	-0.9
	10201 Pengetinan ikan, krustasea dan moluska &									
	10202 Pemprosesan dan pengawetan ikan, krustasea dan moluska	0.5	-1.2	-3.8	-0.5	-1.3	3.2	-4.2	0.9	-0.6
	Industri lain	3.6	-4.1	5.8	-1.4	1.5	9.6	-8.2	2.9	-2.0
103	Pemprosesan dan pengawetan buah-buahan dan sayur - sayuran	6.4	0.5	-4.8	-2.1	10.0	5.4	-1.6	1.0	0.4
	10303 Pengetinan nanas &									
	10304 Pembuatan jem, marmalad dan sajian jeli	1.7	-1.9	-31.1	-23.5	2.6	-2.7	0.2	-10.2	0.7
	Industri lain	6.9	0.8	-1.8	-0.4	10.4	6.4	-1.8	2.3	0.4
104	Pembuatan minyak dan lemak daripada sayuran dan haiwan	-0.6	1.4	-0.8	4.6	0.6	-5.3	-0.2	1.9	1.3
	10404 Pembuatan minyak sayuran mentah dan bertapis &									
	10406 Pembuatan sebatian lemak masakan	3.1	0.4	-0.1	0.03	2.8	2.7	-0.4	0.9	0.8
	10405 Pembuatan minyak kelapa	3.1	-6.1	-20.1	0.4	12.5	-0.3	-0.3	2.9	-0.8
	Industri lain	-1.1	1.8	-0.1	5.1	0.1	-6.1	-0.2	1.9	1.4
105	Pembuatan produk tenusu	1.9	3.2	-2.3	1.2	9.2	1.8	0.8	1.0	3.5
	10502 Pembuatan susu pekat, tepung dan sejat	2.3	2.8	-1.4	1.1	9.8	2.1	1.9	-0.04	3.4
	Industri lain	-1.3	5.3	-7.8	1.8	5.1	0.1	-6.5	8.5	4.6
106	Pembuatan produk bijian, kanji dan produk berkanji	3.3	-2.2	0.5	p	1.8	2.4	-2.2	0.1	-1.1
	10611 Pengilangan beras	4.8	-2.8	3.3	1.27	0.9	5.8	-3.2	-0.3	-0.5
	10613 Pengilangan tepung	0.6	-1.9	-1.6	0.2	2.1	-2.3	-0.9	0.3	-2.0
	Industri lain	12.4	0.2	-4.7	-2.0	6.8	12.9	-4.1	1.7	0.8
107	Pembuatan produk makanan lain	4.2	0.8	0.6	4.4	2.6	2.6	-0.4	1.9	0.5
	10711 Pembuatan biskut dan cookies	-1.1	-1.5	7.2	8.8	2.0	-0.8	-2.7	2.5	-2.3
	10712 Pembuatan roti, kek dan produk bakeri lain	-3.6	2.3	0.9	1.4	-8.1	-3.7	3.1	0.7	-0.2
	10713 Pembuatan produk snek	7.0	4.4	-2.9	2.0	6.2	6.2	-5.1	6.2	2.2
	10721 Pembuatan gula	3.7	-4.4	1.7	6.2	12.4	7.8	-8.5	3.3	-3.7
	10731 Pembuatan produk koko	6.3	13.9	-6.1	7.1	11.6	0.4	4.2	1.4	31.4
	10732 Pembuatan coklat dan produk coklat &									
	10733 Pembuatan konfeksi gula	6.2	0.9	-2.4	3.8	12.1	6.3	-1.9	6.3	-1.7
	10793 Pembuatan sos dan bahan perasa	6.2	-2.5	6.5	10.4	-8.1	-0.6	0.1	-0.7	-0.5
	10799 Pembuatan produk makanan lain f.t.t.l.	12.8	3.7	-1.9	7.4	13.2	5.0	0.3	0.7	5.3
	Industri lain	8.4	-1.0	-0.5	2.8	6.9	7.6	-1.5	1.8	-1.0
108/10800	Pembuatan makanan haiwan tersedia	-1.0	-0.6	1.6	4.5	-3.5	-13.4	0.2	-0.01	-0.9
110	Pembuatan minuman ringan	-3.0	-7.3	-1.1	12.9	-2.4	-7.0	-0.9	-4.0	1.4
	11041 Pembuatan minuman ringan	-6.3	-5.9	0.6	15.5	-4.1	-10.3	-0.3	-8.1	2.6
	11042 Pengeluaran air mineral semulajadi dan minuman lain yang dibotolkan	7.9	-5.2	-4.0	6.0	4.6	6.7	-1.9	5.1	-0.2
	Industri lain	-5.6	-23.8	-5.8	12.9	-9.7	-15.0	-3.2	1.4	-3.1
120/12000	Pembuatan produk tembakau	-0.1	-15.7	-1.5	21.1	0.3	-16.7	7.1	-4.4	-14.0
131	Pemintalan, penenunan dan penyiapan tekstil	-2.0	-1.7	-2.7	10.4	0.9	-3.6	-0.7	-2.3	-0.5
	13110 Penyediaan dan pemintalan gentian tekstil &									
	13120 Penenunan tekstil	-1.3	-0.9	-4.6	8.7	2.6	-0.9	-1.0	-3.3	-0.2
	13132 Pewarnaan, pelunturan, percetakan dan penyiapan akhir benang dan fabrik	-3.5	-3.0	2.0	14.4	-2.8	-9.8	0.4	-0.1	-0.9
	Industri lain	-1.1	-6.9	-3.8	7.0	4.0	2.3	-2.4	0.6	-1.6
139	Pembuatan tekstil lain	-1.2	-0.5	1.6	2.2	-6.4	-0.6	-1.8	1.9	-1.3
	13910 Pembuatan fabrik dikait dan dikrusye	-8.8	3.7	4.1	4.7	-15.1	-8.4	0.1	0.1	-1.8
	Industri lain	2.9	-2.4	0.4	0.9	-1.6	3.6	-2.8	2.7	-1.0
141	Pembuatan pakaian, kecuali pakaian berbulu	-4.7	-7.6	-0.9	12.2	1.0	-5.5	-7.6	0.01	-0.02
	14102 Pembuatan pakaian	-6.1	-7.3	3.6	10.0	-3.1	-7.4	-9.3	0.1	0.01
	Industri lain	-1.4	-8.4	-10.5	17.9	10.6	-1.1	-3.9	-0.1	-0.1
142 & 143	Pembuatan artikel daripada kulit bulu dan pakaian yang dikait dan dikrusye	-3.7	-3.6	-13.0	7.3	7.0	-0.1	-9.8	0.4	2.1
151 (15110 & 15120)	Penyamakan dan pembersihan kulit, pembuatan begasi, beg tangan, pelana dan abah-abah pembersihan dan pewarnaan bulu	-2.0	-3.4	-4.3	11.3	-3.3	-5.8	-0.2	-0.03	-1.1
152	Pembuatan kasut	2.3	-6.7	-4.5	15.0	3.3	4.8	-4.6	-0.4	-0.02
	15201 Pembuatan kasut kulit &									
	15203 Pembuatan kasut getah	1.4	-7.2	-4.3	17.9	2.2	6.0	-6.3	-1.2	0.4
	Industri lain	4.6	-5.3	-4.9	7.9	6.4	1.8	-0.1	1.4	-1.1
161/16100	Pengilangan dan pengetaman kayu	-7.5	-6.2	4.5	4.8	-4.1	-8.7	2.0	-5.4	-0.1

2021			2022									Group Description/Period
Mei	Jun	Jul.	Ogo.	Sep.	Okt.	Nov.	Dis.	Jan.	Feb.	Mac	Apr.	
-0.4	-2.0	-1.4	0.3	1.2	-0.9	9.1	0.4	-0.5	-9.0	-2.2	2.3	Processing and preserving of meat
1.1	-2.1	1.1	-3.3	0.6	-0.1	-0.9	2.4	1.1	-4.5	-0.3	0.6	Processing and preserving of fish, crustaceans and molluscs Canning of fish, crustaceans and molluscs
1.5	-2.1	-0.6	-4.5	2.2	-0.5	-1.0	2.1	0.6	-3.8	-1.4	1.1	Processing, curing and preserving of fish, crustacean and molluscs
-0.5	-2.4	8.6	1.8	-6.0	1.5	-0.7	3.3	3.1	-7.1	4.2	-1.4	Other industry
-0.01	0.1	-0.5	-6.9	0.8	-1.0	0.1	2.3	8.1	-0.3	1.2	0.4	Processing and preserving of fruits and vegetable Pineapple canning
5.7	2.6	-1.4	-49.0	0.7	0.1	-3.2	7.7	-5.8	11.4	-7.3	-0.8	Manufacture of jams, marmalades and table jellies
-0.6	-0.2	-0.4	-2.1	0.8	-1.1	0.4	2.0	8.9	-0.9	1.7	0.5	Other industry
-1.0	-1.3	4.3	-10.2	10.2	-0.2	-1.9	9.6	-4.6	-0.1	-0.1	-0.3	Manufacture of vegetable and animal oils and fats Manufacture of crude and refined vegetable oil
-1.1	-0.2	-1.3	3.0	-0.8	0.1	-0.9	0.2	2.7	0.1	0.5	1.3	Manufacture of compound cooking fats
-0.3	-20.8	-7.9	0.3	5.5	-3.5	0.4	-0.1	11.1	1.7	0.1	2.4	Manufacture of coconut oil
-1.0	-0.5	5.2	-11.6	11.4	-0.1	-2.0	10.7	-5.6	-0.2	-0.1	-0.5	Other industry
-0.3	-3.3	-0.7	1.6	-0.9	-0.5	-1.9	9.3	3.0	1.3	-0.7	4.4	Manufacture of dairy products Manufacture of condensed, powdered and evaporated milk
0.1	-3.4	0.3	1.4	-1.2	-0.6	-2.0	10.3	2.5	2.6	-1.8	4.5	Other industry
-2.6	-2.3	-7.7	3.0	1.2	0.3	-1.6	2.3	7.2	-8.4	8.7	3.8	Other industry
0.1	-1.4	2.2	-2.5	2.8	-0.5	-1.5	3.3	2.7	-4.0	0.9	2.2	Manufacture of grain mill products, starches and starch products Rice milling
-0.04	-3.0	3.2	0.4	5.8	-0.8	-2.6	-0.01	5.3	-4.91	-0.1	1.04	Flour milling
0.2	0.2	0.9	-4.0	-0.05	-0.4	-0.3	7.1	-0.9	-3.2	2.3	3.5	Other industry
0.02	-0.8	3.5	-11.2	-0.1	2.0	-0.8	2.0	8.5	-3.2	-1.5	1.9	Other industry
-0.3	-1.9	-0.2	0.7	5.0	0.0	1.3	-0.1	1.7	-1.4	4.4	-2.1	Manufacture of other food products Manufacture of biscuits and cookies
-0.04	0.2	3.5	2.8	4.7	2.7	3.6	-1.7	3.5	-4.0	3.8	0.3	Manufacture of bread, cakes and other bakery products
2.8	-2.6	-0.2	1.1	3.4	0.3	1.2	-6.9	-3.9	-0.7	1.2	1.3	Manufacture of snack products
-0.03	-0.1	-4.7	2.1	1.7	-0.8	-2.3	7.9	6.7	-9.8	6.6	0.5	Manufacture of sugar
-0.6	1.8	0.2	-1.6	5.0	-2.8	8.2	2.4	1.8	4.4	8.6	-13.5	Manufacture of cocoa products
-23.0	0.5	-1.4	2.8	7.4	-0.04	-1.0	5.9	10.2	-7.1	8.4	8.9	Manufacture of chocolate and chocolate products
0.01	-2.4	-1.9	-0.2	3.9	0.8	1.0	-0.4	6.6	0.4	14.3	-10.0	Manufacture of sugar confectionery
0.1	-5.0	-2.5	8.3	20.9	-5.7	2.2	-1.3	-8.8	-0.9	4.7	-6.0	Manufacture of sauces and condiments
-0.8	-4.7	3.9	-4.4	2.3	2.0	4.8	6.1	5.8	1.0	2.0	-0.8	Manufacture of other food products n.e.c.
-0.9	-0.6	-0.3	-0.8	3.1	0.5	-0.5	2.7	4.8	-1.1	3.7	-2.3	Other industry
0.5	-0.3	6.0	-6.4	0.2	0.3	0.1	18.9	-13.6	-0.2	-0.2	-1.3	Manufacture of prepared animal feeds
-6.6	-4.1	-1.0	3.3	8.9	-0.3	5.6	6.5	-7.2	1.1	-4.7	2.6	Manufacture of beverages Manufacture of soft drinks
-2.5	-3.5	-0.4	1.0	11.0	0.04	6.7	8.5	-10.4	1.9	-5.6	4.3	Production of natural mineral waters and other bottled waters
-9.8	-3.4	-2.1	4.1	3.8	-0.5	3.7	0.3	4.3	-1.4	-0.6	-1.3	Other industry
-27.2	-12.9	-2.7	25.6	7.4	-2.4	0.9	7.3	-11.8	2.4	-12.0	1.1	Manufacture of tobacco products
0.3	-4.2	-0.1	-3.4	11.1	4.4	0.4	27.3	-16.4	6.7	-5.0	-13.9	Spinning, weaving and finishing of textiles Preparation and spinning of textile fibres
3.0	-4.1	0.3	-2.7	2.0	4.2	5.4	5.2	-3.4	-0.3	-1.3	-2.0	Weaving of textiles
5.5	-4.6	0.9	-8.3	4.7	4.1	5.2	2.4	-0.7	0.8	-1.4	-3.1	Dyeing, bleaching, printing and finishing of yarns and fabrics
-2.5	-1.6	-0.3	8.1	-3.1	5.2	6.3	11.6	-9.5	-2.5	-1.1	0.2	Other industry
2.1	-18.8	-11.9	38.2	-0.9	-2.8	0.5	0.9	4.9	-2.3	-0.1	0.3	Manufacture of other textiles
2.3	-3.8	1.0	3.9	-0.2	0.9	-0.2	1.0	-4.5	-3.1	-1.6	0.1	Manufacture of knitted and crocheted fabrics
9.2	-1.7	0.03	4.2	-1.4	3.9	-0.4	1.8	-13.7	0.4	-8.8	-2.5	Other industry
-1.0	-4.9	1.5	3.7	0.4	-0.7	-0.1	0.6	0.6	-4.8	2.0	1.2	Manufacture of wearing apparel, except fur
0.5	-16.1	11.6	0.03	0.1	-0.3	12.6	11.0	-4.7	-6.8	-0.1	-1.2	Manufacture of clothings
3.5	-18.8	18.3	-0.1	-0.1	-0.9	9.7	12.5	-7.6	-8.4	0.1	-1.5	Other industry
-5.8	-9.8	-2.4	0.5	0.3	1.0	19.8	7.7	2.0	-3.3	-0.3	-0.4	Manufacture of articles of fur, knitted and crocheted apparel
0.3	-7.9	1.1	-15.5	4.1	-2.3	16.1	6.8	7.4	-15.1	3.9	1.6	Tanning and dressing of leather; manufacture of luggage, handbags, saddlery and harness; dressing and dyeing of fur
-0.1	-6.7	-8.0	9.8	6.8	2.9	1.3	-1.0	-0.5	-3.3	-0.9	-1.6	Manufacture of footwear
-3.6	-7.7	-5.4	9.8	4.0	6.7	1.4	3.1	1.7	-0.9	-0.7	-0.1	Manufacture of leather footwear
-3.8	-7.0	-6.8	12.5	2.4	9.5	1.0	4.2	0.8	-1.6	-1.8	0.4	Manufacture of rubber footwear
-3.2	-9.3	-2.1	3.5	7.8	0.0	2.2	0.2	4.3	0.8	2.0	-1.3	Other industry
-3.0	-3.9	6.3	-0.4	6.6	-0.1	-0.6	3.3	-5.3	1.5	-5.1	-0.9	Sawmilling and planning of wood

Kod Kumpulan Group code	Keterangan Kumpulan/Tempoh	2021				2022				
		Q1	Q2	Q3	Q4	Q1	Jan.	Feb.	Mac	Apr.
162	Pembuatan produk daripada kayu, gabus, jerami dan bahan jalinan lain	3.3	-2.2	5.4	6.5	0.4	3.8	-3.1	0.9	-0.8
16211	Pembuatan kepingan venier dan papan lapis	-1.1	-3.2	11.3	9.3	-4.8	-0.7	-1.6	0.4	-3.1
16212	Pembuatan papan partikel dan papan gentian	3.1	3.0	2.2	12.5	8.4	2.6	-3.6	2.4	-1.8
16221	Pertukangan kayu untuk jurubina	12.2	-0.7	-1.2	-0.9	6.4	11.5	-0.5	0.2	3.8
	Industri lain	5.4	-5.0	0.5	2.7	2.8	8.5	-9.8	2.4	0.2
170	Pembuatan kertas dan produk kertas	7.6	-0.6	-1.4	4.6	1.2	0.2	0.2	2.6	-0.8
17010	Pembuatan pulpa, kertas dan kertas tebal	-2.1	0.9	4.2	11.8	-1.0	-0.5	0.8	1.1	-3.2
17020	Pembuatan kertas gelugur dan kertas tebal dan bekas daripada kertas dan kertas tebal	7.7	2.6	-4.4	3.5	-1.7	-0.2	-1.1	6.5	-1.5
17091	Pembuatan sampul surat dan kad surat	3.8	3.6	0.9	-1.5	-8.8	-0.8	5.8	-0.8	-0.5
17092	Pembuatan kertas kegunaan rumah dan pembersih peribadi	1.4	1.4	-3.1	2.2	12.4	2.6	-0.3	-0.5	10.2
17093	Pembuatan kertas bergam atau pelekat yang berjalur atau bergulung dan label dan kertas dinding	-3.3	-13.9	5.3	3.7	-6.1	-2.7	-1.8	0.3	-9.2
	Industri lain	18.6	1.4	-3.4	5.9	9.9	3.4	7.0	-0.3	0.2
181 & 182	Percetakan, aktiviti perkhidmatan berkaitan percetakan dan penerbitan semula media rakaman	5.8	-1.9	-7.7	6.2	5.3	-0.3	-4.4	2.3	-1.6
18110	Percetakan	5.2	-0.6	-8.0	6.2	4.8	-0.6	-5.1	2.6	-0.9
18120	Aktiviti perkhidmatan berkaitan percetakan &	9.0	-8.4	-6.0	6.4	8.4	1.3	-0.9	0.5	-5.3
18200	Penerbitan semula media rakaman									
192 (19201 & 19202)	Pembuatan produk petroleum bertapis	-0.03	-15.4	8.2	9.9	1.2	-10.6	-2.9	16.6	-24.9
201	Pembuatan kimia asas, baja dan sebatian nitrogen, plastik dan getah sintetik dalam bentuk primer	5.2	-2.2	5.4	-2.8	4.4	-2.2	1.5	4.0	-5.8
20111	Pembuatan gas perindustrian atau perubatan bukan organik dalam bentuk cecair atau mampat	14.3	1.0	2.7	2.9	24.5	18.5	-1.8	1.8	-0.2
20112	Pembuatan kimia organik asas &	5.7	-2.4	9.5	-4.3	5.4	-2.2	1.8	1.1	-4.2
20113	Pembuatan sebatian bukan organik									
20121	Pembuatan baja &	10.5	-5.6	0.7	-9.8	4.4	-0.3	2.9	11.2	-14.7
20129	Pembuatan produk campuran nitrogen									
20131	Pembuatan plastik dalam bentuk primer	0.03	-1.6	1.9	1.3	-3.8	-7.3	0.7	7.4	-6.8
	Industri lain	4.9	1.7	-3.8	0.8	11.3	-4.3	5.1	0.3	0.8
202 & 203	Pembuatan produk kimia lain dan serat buatan manusia	4.5	-8.2	-4.8	8.6	3.4	-4.6	0.2	2.9	-8.2
20210	Pembuatan racun perosak dan produk agrokimia lain	34.1	-3.4	-2.2	-4.8	18.1	33.9	-9.9	11.2	-6.1
20221	Pembuatan cat, varnis dan penyadur dan mastik	8.6	-10.6	0.3	5.8	14.0	15.3	-18.7	2.9	-2.6
20222	Pembuatan dakwat cetak	0.2	-12.6	-6.7	2.7	-5.3	-7.6	-1.4	12.2	-10.4
20231	Pembuatan sabun dan bahan pencuci, penyediaan & membersihkan dan mengilat	2.2	-13.2	-6.1	4.8	5.5	-12.5	7.6	0.8	-15.8
20232	Pembuatan pewangi dan penyediaan dandanan diri									
20291	Pembuatan plat fotografi, filem, sensitized paper dan other sensitized unexposed materials &									
20292	Pembuatan dakwat menulis dan melukis &	0.6	-0.9	-5.7	20.5	-4.0	-10.4	5.0	-0.05	-0.9
20299	Pembuatan produk kimia lain t.t.t.l. Industri lain	2.0	2.2	-4.1	-0.3	5.6	-0.5	-0.6	-0.5	-0.4
210	Pembuatan produk farmaseutikal, kimia perubatan dan botani	-1.9	8.9	1.7	3.0	-4.5	-10.1	0.2	-0.4	12.6
21001	Pembuatan bahan aktif ubat-ubatan untuk digunakan oleh bidang farmakologi dalam pembuatan ubat-ubatan	-2.6	8.7	-0.7	6.1	-6.1	-10.3	-0.004	-0.4	12.5
	Industri lain	1.2	9.8	11.3	-8.2	1.8	-9.1	0.8	-0.6	13.3
221	Pembuatan produk getah	-6.2	15.3	4.9	-9.9	-6.4	-6.1	-6.6	2.0	2.8
22111	Pembuatan tayar getah untuk kenderaan	-7.9	17.7	-1.4	-5.8	-7.0	-1.0	-12.1	19.3	0.1
22112	Pembuatan bunga tayar yang boleh ditukar ganti dan tayar celup	5.1	7.2	-4.2	3.4	1.7	3.0	-7.6	24.3	-0.4
22191	Pembuatan produk lain daripada getah asli atau sintetik, & tidak divulkan, divulkan atau dikeraskan	4.5	5.1	1.4	-6.8	4.0	-0.3	0.5	5.2	0.4
22193	Pengilangan semula getah dan prosesan susu getah									
22192	Pembuatan sarung tangan getah	-12.9	32.4	11.2	-15.8	-12.2	-11.0	-8.5	-1.7	5.2
22199	Pembuatan tandas produk getah lain yang t.t.t.l.	1.9	-13.0	-7.7	6.0	1.1	-1.2	-5.6	-0.7	1.2
222	Pembuatan produk plastik	0.3	6.3	-6.3	0.8	-0.7	-1.5	0.4	5.5	3.3
22201	Pembuatan produk plastik separa siap &	-4.7	7.6	-6.8	0.9	-4.3	-5.4	4.7	1.8	5.1
22202	Pembuatan produk plastik siap									
22203	Pembuatan artikel plastik untuk pembungkusan barangan	2.9	14.0	-7.2	0.8	1.1	0.0	-6.6	21.6	3.5
22204	Pembuatan barangan plastik jurubina	5.3	1.4	-15.7	7.4	4.9	4.1	-3.8	8.7	0.5
22205	Pembuatan pinggan mangkuk, peralatan dapur dan barangan tandas daripada plastik	4.9	1.5	-1.3	2.1	2.3	0.3	0.2	5.0	-1.2
22209	Pembuatan pelbagai produk plastik t.t.t.l.	3.1	2.1	-6.1	0.1	1.1	0.9	0.5	0.8	2.4
231 (23101 & 23102 & 23109)	Pembuatan kaca dan produk kaca	8.7	6.4	-1.9	13.4	1.8	2.5	0.1	1.8	2.7

2021			2022									Group Description/Period
Mei	Jun	Jul.	Ogo.	Sep.	Okt.	Nov.	Dis.	Jan.	Feb.	Mac	Apr.	
0.1	-3.1	4.0	1.8	6.5	0.4	0.7	2.0	0.7	-2.5	-0.3	-0.7	Manufacture of products of wood, cork, straw and plaiting materials
1.3	-2.1	6.1	2.8	11.6	-0.3	-0.1	3.7	-5.5	-1.9	-1.1	-2.8	Manufacture of veneer sheets and plywood
8.2	-2.6	-2.2	1.6	7.7	1.4	7.6	-0.2	6.3	-1.4	1.8	1.0	Manufacture of particle board and fibreboard
-3.8	-5.6	5.0	-1.3	0.2	0.8	-3.6	3.1	7.1	-1.5	-1.3	2.0	Manufacture of builders' carpentry
-3.5	-3.0	2.1	3.2	-1.2	1.1	3.4	-2.7	7.9	-6.7	1.3	0.8	Other industry
-2.5	0.0	-2.5	1.1	3.8	0.9	1.1	0.2	-0.05	2.1	-1.9	-0.8	Manufacture of paper and paper products
3.9	1.4	1.1	-1.4	5.4	7.2	4.5	-5.3	1.3	0.5	-1.5	-2.4	Manufacture of pulp, paper and paperboard
-0.1	0.9	-8.8	5.0	2.5	0.2	0.3	-0.3	2.0	-5.1	-0.2	3.8	Manufacture of corrugated paper and paperboard and of containers of paper and paperboard
4.2	-0.4	0.8	-1.3	-0.6	-0.8	0.4	-0.3	-3.9	-6.9	-1.4	-1.7	Manufacture of envelopes and letter-card
-13.3	4.6	-1.3	-2.7	5.9	-0.3	-0.6	-0.04	-4.0	30.4	-6.5	-3.15	Manufacture of household and personal hygiene paper
-5.2	-4.1	9.3	-2.5	7.8	-0.9	0.3	0.5	-6.4	0.7	-1.7	-10.1	Manufacture of gummed or adhesive paper in strips or rolls and labels and wall paper
1.9	-6.1	-1.0	2.0	-0.8	0.2	3.3	9.9	6.0	-5.3	-0.1	1.0	Other industry
1.8	-4.3	-3.9	0.4	-5.8	3.0	4.4	12.4	-1.2	-4.7	2.0	-2.1	Printing, service activities related to printing and reproduction of recorded media
2.5	-4.0	-4.2	-0.01	-6.4	3.2	4.8	12.8	-2.3	-4.8	2.7	-1.2	Printing
-2.0	-5.8	-2.1	2.4	-2.8	2.2	2.7	10.3	4.3	-4.2	-1.9	-6.7	Service activities related to printing
												Reproduction of recorded media
-0.8	10.5	-2.6	-0.6	14.3	-0.6	-4.8	15.1	-10.8	-0.7	16.9	-25.1	Manufacture of refined petroleum products
-4.6	11.9	-0.2	-0.4	-0.1	-3.5	-2.1	7.2	-2.4	1.7	5.2	-5.4	Manufacture of basic chemicals, fertilizer and nitrogen compounds, plastics and synthetic rubber in primary forms
-2.4	6.8	-1.6	2.4	-2.5	0.5	4.8	0.1	20.6	2.3	0.1	-0.9	Manufacture of liquefied or compressed inorganic industrial or medical gases
-8.5	20.5	0.2	-2.0	3.1	-5.7	-3.6	8.0	0.1	0.7	2.5	-5.3	Manufacture of basic organic chemicals
-0.4	8.0	-2.0	2.3	-11.0	-2.8	-5.3	10.2	-9.9	10.2	10.4	-16.5	Manufacture of inorganic compounds
-0.3	2.3	0.7	0.2	-0.9	-0.7	0.2	7.0	-11.3	-0.2	11.4	-3.6	Manufacture of fertilizers
-0.1	-2.3	-4.9	4.1	0.1	-0.3	-2.7	4.6	5.7	4.7	0.2	1.8	Manufacture of associated nitrogen products
-2.0	-1.9	-2.8	-1.9	3.5	1.3	2.0	11.9	-4.5	-1.2	2.1	-6.2	Manufacture of other chemical products and man-made fibres
0.4	-2.6	2.1	-5.8	3.9	-6.6	5.7	-6.8	21.6	-10.2	22.8	-1.0	Manufacture of pesticides and other agrochemical products
-2.9	-3.8	6.2	-5.6	5.1	0.3	1.0	10.1	14.8	-11.2	1.2	-5.7	Manufacture of paints, varnishes and similar coatings ink and
-12.3	-2.9	0.2	-1.0	0.3	-0.4	3.5	2.9	-7.4	-2.1	1.8	-3.3	Manufacture of printing ink
1.4	-2.7	-5.4	-2.3	6.8	-4.6	0.1	18.1	-10.7	9.4	-0.4	-14.6	Manufacture of soap and detergents, cleaning and polishing preparations
												Manufacture of perfumes and toilet preparations
												Manufacture of photographic plates, films, sensitized paper and other sensitized unexposed materials
-2.5	0.2	-5.9	1.0	0.8	11.6	2.8	15.1	-10.8	-3.7	-0.3	-0.1	Manufacture of writing and drawing ink
												Manufacture of other chemical products n.e.c.
6.8	-3.7	-4.7	3.9	-4.8	0.0	3.8	-2.4	5.7	0.7	-0.3	3.2	Other industry
-4.7	0.2	1.5	3.4	-1.7	1.7	-5.6	15.9	-10.3	-2.3	-0.03	12.7	Manufacture of pharmaceuticals, medicinal chemical and botanical products
-5.3	1.3	-2.1	4.5	-1.6	3.5	-5.7	18.6	-12.5	-3.5	1.0	12.8	Manufacture of medicinal active substances to be used for their pharmacological properties in the manufacture of medicaments
-2.3	-4.4	16.7	-0.3	-2.2	-5.1	-5.1	5.4	-0.1	2.2	-3.7	12.4	Other industry
10.5	17.0	-5.8	-0.9	-5.5	-3.6	-6.0	4.5	-4.9	-3.9	0.7	4.6	Manufacture of rubber products
15.5	-2.5	-0.8	-4.3	-1.8	-2.4	-2.9	3.5	-5.6	-12.4	18.5	-0.7	Manufacture of rubber tyres for vehicles
-1.9	-8.3	-1.8	3.8	4.8	1.9	-2.6	-3.5	3.1	-7.9	23.6	0.4	Manufacture of interchangeable tyre treads and retreading rubber tyres
												Manufacture of other products of natural or synthetic rubber, unvulcanized, vulcanized or hardened
2.5	-1.7	1.4	-0.2	1.6	-8.0	-4.1	9.8	-3.1	0.8	5.2	2.7	Rubber remilling and latex processing
26.5	32.1	-9.2	-0.7	-10.0	-3.9	-9.2	1.5	-6.2	-5.0	-2.8	6.0	Manufacture of rubber gloves
-18.2	0.8	-1.5	-0.7	2.0	0.6	1.2	10.6	-3.7	-1.1	-4.0	5.8	Manufacture of other rubber products n.e.c.
2.3	-6.7	-4.2	2.5	-0.03	0.3	-0.8	0.8	-2.4	-1.1	6.9	3.7	Manufacture of plastics products
												Manufacture of semi-manufactures of plastic products
4.9	-10.4	-4.9	6.5	-1.1	0.2	0.7	-3.2	-4.8	1.3	5.0	5.2	Manufacture of finished plastic products
1.3	-4.9	-4.8	1.6	-1.6	0.9	-1.0	3.2	-3.1	-7.2	23.6	4.0	Manufacture of plastic articles for the packing of goods
0.5	-10.6	-8.9	-2.6	4.5	1.2	2.7	6.3	0.7	-5.5	9.1	1.9	Manufacture of builders' plastics ware
1.9	-5.5	-3.7	8.3	0.9	0.6	-5.1	5.4	-1.5	0.8	4.7	-0.5	Manufacture of plastic tableware, kitchenware and toilet articles
0.5	-4.1	-3.0	-1.7	1.7	-0.2	-1.4	2.3	0.1	0.1	-0.3	3.1	Manufacture of diverse plastic products n.e.c.
4.6	-2.0	-2.6	-6.4	15.8	3.4	-1.8	9.5	-0.3	-5.6	1.4	-0.1	Manufacture of glass and glass products

Kod Kumpulan Group code	Keterangan Kumpulan/Tempoh	2021				2022				
		Q1	Q2	Q3	Q4	Q1	Jan.	Feb.	Mac	Apr.
239	Pembuatan pengeluaran galian bukan logam f.t.f.l.	-1.0	-0.2	-3.3	4.4	0.1	-1.8	-2.6	3.6	-0.3
23911	Pembuatan mortar refraktori dan konkrit &	-6.0	-1.0	-1.5	-8.0	-12.9	-2.2	-8.9	5.4	0.6
23921	Pembuatan seramik bukan refraktori									
23930	Pembuatan produk porselin dan seramik lain	-1.9	-7.3	-1.8	6.0	8.9	5.0	-11.7	2.4	-8.8
23941	Pembuatan simen hidraulik	0.05	6.0	-11.0	3.8	-1.6	-11.0	-5.2	8.3	5.0
23951	Pembuatan konkrit dan mortar siap bancuh dan bancuhan kering	2.7	0.8	-1.6	4.6	2.8	0.5	-3.6	8.1	-4.4
23952	Pembuatan konkrit pratuangan, simen atau artikel batu & buatan yang digunakan dalam pembinaan;									
23953	Pembuatan komponen struktur pasang siap untuk & bangunan atau kejuruteraan awam dari simen, batu atau konkrit buatan	-1.3	-1.6	-2.4	3.5	-0.05	0.4	2.5	-0.1	-0.5
23959	Pembuatan artikel konkrit, simen dan plaster lain f.t.f.l.									
23990	Pembuatan produk mineral bukan logam lain f.t.f.l. & Industri lain	-2.0 0.1	-4.5 8.7	0.001 -9.1	14.9 5.8	0.3 5.1	-5.3 -2.9	-3.0 -4.2	-0.9 9.9	-7.8 16.9
241 (24101 & 24102 & 24103 & 24104 & 24109)	Pembuatan besi dan keluli asas	5.0	-8.5	-2.8	12.8	6.7	-0.2	-3.0	1.8	-5.5
242 (24201 & 24202 & 24209)	Pembuatan logam asas berharga dan logam bukan ferus lain	4.3	-0.6	-3.1	8.2	-1.6	-4.8	-1.7	4.1	-4.6
243	Pengacuan logam	3.1	-5.6	-1.1	5.9	1.0	-1.4	-0.02	4.3	-6.5
251 & 252	Pembuatan produk struktur logam, tangki, takungan, penjana wap, senjata dan peluru	-0.3	-7.0	-0.3	5.2	-0.3	-0.6	-1.5	0.4	-3.9
25113	Pembuatan pintu, tingkap dan bingkai, penutup tingkap & dan pintu pagar daripada logam	-5.9	-9.9	-4.1	4.6	-1.2	-3.1	-5.8	0.1	-3.1
25119	Pembuatan produk struktur logam lain									
25120	Pembuatan tangki, takungan dan kontena daripada & logam & Industri lain	4.8 16.5	-1.9 -6.4	10.0 -10.4	6.5 3.6	-0.3 3.4	-1.0 14.1	6.5 -0.8	-0.2 3.1	-4.9 -4.3
259	Pembuatan lain-lain produk yang direka daripada logam; aktiviti perkhidmatan kerja logam	2.1	-5.6	0.3	9.8	0.5	-0.7	-2.2	-3.1	-2.7
25910	Tempaan, tekanan, hentakan dan bentuk gelekkan logam; & serbuk metalurgi	3.2	-2.7	-0.9	5.2	-1.4	-0.4	-5.5	-1.8	0.1
25920	Rawatan dan penyulutan logam; menggunakan mesin	5.1	-3.5	-8.1	10.1	3.3	-3.7	1.1	-3.0	-3.7
25991	Pembuatan tin untuk produk makanan dan minuman, tiub & dan kotak boleh dilipat	-3.8	-9.8	4.6	18.9	-5.6	-4.1	-0.2	-12.3	0.3
25992	Pembuatan kabel, plaited bands (jalur/pita berpintal) dan & artikel seumpamanya daripada logam	5.2	-8.4	10.1	18.9	1.5	1.1	2.0	-1.0	-10.0
25993	Pembuatan bolt, skru, nat dan produk uliran & seumpamanya									
25994	Pembuatan barangan rumah daripada logam	6.8	-3.1	-11.6	-3.3	-0.9	6.3	3.9	0.9	-0.3
25999	Pembuatan produk lain yang direka daripada logam f.t.f.l. & Industri lain	4.4 -13.0	-4.0 -8.3	-3.0 -0.7	3.6 1.9	6.5 -13.3	1.5 -4.3	-1.1 -18.6	-2.8 0.0	-0.04 0.1
261	Pembuatan komponen dan papan elektronik	7.2	-3.2	-4.8	9.1	4.1	-2.2	6.8	-7.9	-0.5
26101	Pembuatan diod, transistor dan alatan semikonduktor & yang seumpamanya	7.7	0.2	-4.0	6.9	1.6	-2.0	6.2	-4.5	-1.0
26102	Pembuatan litar elektronik bersepadu dengan & pemasangan mikro									
26103	Pembuatan kapasitor dan perintang elektrik &									
26104	Pembuatan papan litar bercetak &	8.1	-9.5	-6.2	14.8	8.6	-2.1	9.4	-14.9	0.8
26105	Pembuatan komponen paparan									
26109	Pembuatan komponen lain untuk aplikasi elektronik	-6.0	-8.2	-7.9	4.4	9.9	-4.5	-3.6	-4.2	-1.1
262 (26201 & 26202)	Pembuatan komputer dan kelengkapan peranti	7.1	-6.7	3.5	8.5	-1.6	-2.7	-3.4	0.5	-6.0
263/ 26300	Pembuatan peralatan komunikasi	-1.5	12.5	-6.9	14.3	6.4	12.4	-9.4	10.3	19.5
264/ 26400	Pembuatan peralatan elektronik pengguna	-9.2	-3.2	1.1	13.7	5.4	-1.9	-19.2	5.0	1.9
265	Pembuatan kelengkapan mengukur, menguji, memandu arah dan kawalan; jam tangan dan jam	-0.3	-1.9	2.9	13.7	10.9	-5.9	-5.7	3.1	-0.3
26511	Pembuatan kelengkapan mengukur, menguji, memandu & arah dan kawalan	0.5	-2.4	3.4	13.9	11.7	-4.7	-6.6	3.6	-0.5
26512	Pembuatan kelengkapan kawalan proses perindustrian									
26520	Pembuatan jam tangan dan jam dan bahagiannya	-7.4	2.9	-1.1	11.8	3.1	-16.6	4.5	-0.9	1.0
266/ 26600	Pembuatan peralatan penyinaran, perubahan elektro dan elektroterapeutik	20.4	15.0	-1.1	-7.8	4.9	18.1	5.0	18.1	-1.3

2021			2022									Group Description/Period
Mei	Jun	Jul.	Ogo.	Sep.	Okt.	Nov.	Dis.	Jan.	Feb.	Mac	Apr.	
1.1	-6.1	-0.3	0.4	1.8	0.3	2.5	2.8	-2.2	-2.2	3.6	-0.2	Manufacture of non-metallic mineral products
0.0	-5.9	2.0	0.6	0.7	-0.05	-14.8	4.9	-12.5	-0.6	7.0	-3.4	<i>Manufacture of refractory mortars and concretes</i>
9.0	-4.1	-5.3	4.2	2.5	1.8	-2.7	8.8	-0.3	9.9	-6.4	-5.6	<i>Manufacture of non-refractory ceramic</i>
-0.5	-6.6	-7.2	-0.5	2.7	0.03	0.2	5.8	2.4	-12.1	1.9	1.8	<i>Manufacture of other porcelain and ceramic products</i>
3.3	-2.3	-0.4	-1.7	1.1	-0.1	2.6	8.2	-3.6	-3.5	8.5	-0.5	<i>Manufacture of hydraulic cement</i>
												<i>Manufacture of ready-mix and dry-mix concrete and mortars</i>
												<i>Manufacture of precast concrete, cement or artificial stone articles for use in construction</i>
2.0	-9.5	3.6	-0.5	1.2	-0.2	9.3	-8.9	3.6	-0.8	0.9	-1.0	<i>Manufacture of prefabricated structural components for building or civil engineering of cement, concrete or artificial stone</i>
9.5	-2.7	-4.3	2.6	4.6	2.2	2.0	20.0	-10.5	-2.3	1.6	-6.6	<i>Manufacture of other articles of concrete, cement and plaster</i>
-14.3	-6.5	-2.7	3.8	2.0	0.3	1.4	5.7	-0.7	-2.6	10.1	14.8	<i>Manufacture of other non-metallic mineral products n.e.c.</i>
												<i>Other industry</i>
-4.1	-2.0	-4.4	2.0	9.4	-0.1	2.1	13.1	-1.8	-2.3	3.6	-4.0	Manufacture of basic iron and steel
5.0	-3.6	-3.3	-1.1	5.6	2.8	-1.8	9.7	-3.3	-1.7	-8.1	-3.3	Manufacture of basic precious and other non-ferrous metals
-0.6	-4.4	-1.4	2.7	5.2	0.7	-0.01	2.5	-0.9	0.7	-1.0	-3.6	Casting of metals
-0.4	-8.1	5.6	-2.9	6.3	1.3	0.3	1.6	1.6	-4.1	-0.8	-0.9	Manufacture of structural metal products, tanks, reservoirs , steam generators , weapons and ammunition
-1.2	-13.1	5.4	-1.7	5.2	0.6	0.2	3.1	1.4	-6.4	-1.1	0.2	<i>Manufacture of metal doors, windows and their frames, shutters and gates</i>
1.7	0.2	9.7	-4.3	7.8	2.5	0.6	-0.4	0.7	-0.8	-1.1	-2.3	<i>Manufacture of other structural metal products</i>
-2.3	-7.2	-4.6	-3.7	6.5	0.6	-0.4	1.0	5.1	-3.8	1.6	-1.1	<i>Manufacture of tanks, reservoirs and containers of metal</i>
1.1	-2.4	-1.9	1.1	8.6	0.6	1.0	7.0	-2.2	-3.0	-0.2	-4.3	Manufacture of other fabricated metal products; metal working service activities
1.1	-1.2	-1.2	0.7	0.8	0.7	-0.3	11.6	-7.6	0.1	-2.2	-1.1	<i>Forging, pressing, stamping and roll-forming of metal; powder metallurgy</i>
4.2	-2.6	-7.9	-0.9	2.3	1.9	3.7	12.4	-5.3	1.6	-3.4	-3.1	<i>Treatment and coating of metals; machining</i>
-2.5	0.2	-2.4	5.4	12.2	1.7	8.7	2.4	-8.8	-2.4	2.3	-3.6	<i>Manufacture of tins and cans for food products, collapsible tubes and boxes</i>
3.5	-1.8	-0.9	1.2	30.6	-0.7	-0.2	2.4	2.0	-2.9	-0.1	-12.1	<i>Manufacture of metal cable, plaited bands and similar articles</i>
-0.1	-13.4	1.6	-3.9	-4.6	-0.2	1.1	2.0	-0.1	-7.3	7.6	-0.8	<i>Manufacture of bolts, screws, nuts and similar threaded products</i>
-0.6	-3.9	-1.9	2.2	0.9	0.4	-1.4	8.6	3.0	-2.7	0.7	-1.2	<i>Manufacture of metal household articles</i>
-0.9	-2.7	4.4	-3.4	-1.6	1.6	0.7	6.4	-2.9	-23.2	3.8	3.6	<i>Manufacture of any other fabricated metal products n.e.c.</i>
0.03	1.7	-6.3	0.1	1.3	1.9	1.3	15.4	-5.9	3.9	-6.6	-1.1	Manufacture of electronic components and boards
0.1	6.9	-9.5	2.5	-0.6	0.3	1.7	14.8	-7.4	1.9	-4.2	-0.8	<i>Manufacture of diodes, transistors and similar semiconductor devices</i>
												<i>Manufacture of electronic integrated circuits micro assemblies</i>
												<i>Manufacture of electrical capacitors and resistors</i>
-0.2	-7.8	0.9	-5.0	5.2	5.8	0.8	18.2	-4.1	8.9	-12.7	-1.8	<i>Manufacture of printed circuit boards</i>
-0.04	-9.9	-2.1	-1.4	5.7	0.3	-0.6	3.8	7.0	-4.1	9.5	-2.0	<i>Manufacture of display components</i>
-0.1	0.5	-4.2	4.2	14.0	0.2	-10.9	18.2	-7.3	-3.8	4.3	-3.2	Manufacture of computers and peripheral equipment
-15.8	6.5	-8.5	4.4	2.1	0.5	17.9	-3.2	3.2	-0.7	1.5	12.1	Manufacture of communication equipment
0.3	-3.2	-5.9	10.1	8.0	4.9	-2.1	4.1	8.2	-5.2	-2.9	2.6	Manufacture of consumer electronics
0.2	-5.3	2.4	5.5	1.7	0.6	6.7	15.3	-6.1	2.3	11.6	-4.7	Manufacture of measuring, testing, navigating and control equipment; watches and clocks
0.1	-5.9	2.9	6.0	1.8	0.7	6.5	15.1	-6.4	3.3	13.0	-4.7	<i>Manufacture of measuring, testing, navigating and control equipment</i>
1.4	0.2	-2.3	0.6	0.8	-0.7	8.4	17.2	-3.0	-7.9	-3.7	-3.7	<i>Manufacture of industrial process control equipment</i>
0.6	7.9	-3.8	-2.4	-2.2	-0.4	0.9	-17.4	16.8	-0.5	7.3	-1.8	Manufacture of irradiation, electromedical and electrotherapeutic equipment

Kod Kumpulan Group code	Keterangan Kumpulan/Tempoh	2021				2022				
		Q1	Q2	Q3	Q4	Q1	Jan.	Feb.	Mac	Apr.
267 (26701 & 26702) & 268 (26800)	Pembuatan peralatan optikal, kelengkapan fotografi, media magnetik dan optikal	5.1	-7.8	-2.7	9.6	18.3	-0.4	-0.9	3.2	-8.2
271	Pembuatan motor elektrik, penjana, transformer dan perkakasan pengagihan dan pengawalan elektrik	-0.6	-13.2	9.3	7.6	-5.1	-3.7	-3.2	-7.1	-15.7
	27101 Pembuatan motor elektrik, penjana dan transformer	-6.7	8.6	9.9	2.0	-7.6	-1.8	-8.5	-1.9	5.2
	27102 Pembuatan perkakasan pengagihan dan pengawalan	2.1	-22.3	9.0	10.9	-3.7	-4.5	-1.0	-9.1	-24.7
272/ 27200	Pembuatan bateri dan akumulator	-11.3	8.3	14.1	-3.2	1.2	0.1	-17.8	-0.1	1.2
273	Pembuatan pendawaian dan peranti pendawaian	3.0	-2.0	4.2	9.1	0.5	-2.6	0.4	-9.6	0.3
	27310 Pembuatan kabel gantian optikal	-31.3	11.8	30.0	45.3	-26.4	-38.3	5.4	-1.1	-2.0
	27320 Pembuatan wayar dan kabel elektronik dan elektrik lain	5.8	-2.8	2.3	6.8	3.1	0.1	0.01	-10.2	0.9
	27330 Pembuatan alatan pendawaian pembawa dan bukan pembawa arus untuk litar elektrik (tanpa mengira jenis bahan)	2.4	1.8	11.7	-1.8	6.2	2.4	4.0	-4.1	-10.6
274/ 27400	Pembuatan kelengkapan pencahayaan elektrik	21.5	12.7	16.3	1.0	1.0	22.1	-7.0	-0.4	3.7
275/ 27500	Pembuatan perkakasan domestik	-0.3	-17.9	-13.9	-9.2	6.3	-3.8	-0.01	0.1	-27.1
279/ 27900	Pembuatan kelengkapan elektrik lain	-5.3	2.5	2.0	13.9	6.6	-3.0	-2.2	-7.0	9.9
281 & 282	Pembuatan jentera kegunaan umum dan kegunaan khas	1.6	-6.4	-0.7	7.8	1.0	-3.0	-0.01	-6.9	-0.8
	28120 Pembuatan alat-alat kuasa bendalir &									
	28130 Pembuatan pam, pemampat, kepala paip dan injap lain	-9.8	-6.8	-0.1	11.2	-7.5	-23.1	-0.3	-0.1	-3.3
	28180 Pembuatan alatan tangan yang menggunakan kuasa dilengkapkan dengan motor elektrik atau bukan motor elektrik atau pneumatik &	4.6	-9.2	3.0	13.3	-8.4	0.4	-2.5	-12.5	1.0
	28220 Pembuatan jentera pembentukan logam dan alatan mesin									
	28192 Pembuatan mesin penyaman udara, termasuk untuk kenderaan bermotor	-0.2	-4.0	4.4	-1.2	4.4	-1.5	-0.6	-0.7	-8.8
	28290 Pembuatan lain-lain mesin bertujukan khas t.t.t.l. Industri lain	5.3	-5.4	-6.0	11.5	3.5	-0.8	-0.5	-8.2	7.7
		2.2	-6.1	-2.9	6.8	5.7	-1.3	1.7	-7.2	-0.8
291 (29101 & 29102)	Pembuatan kenderaan bermotor	1.8	1.5	-3.7	14.2	-0.6	-8.6	2.9	-8.4	8.0
292/ 29200	Pembuatan kerangka (coachwork) untuk kenderaan bermotor; pembuatan treler dan semi treler	4.4	7.3	-0.02	6.0	2.4	-2.9	0.4	13.5	-0.1
293/ 29300	Pembuatan alat ganti dan aksesori untuk kenderaan bermotor	-1.7	-2.9	-8.6	8.8	-2.6	-8.4	2.4	-3.5	4.7
301 (30110 & 30120)	Pembinaan kapal dan bot	8.4	-10.3	-8.6	2.7	10.3	-0.1	2.2	19.9	-16.0
302, 303, 304 & 309	Pembuatan lokomotif keretapi, rolling stock, kapal angkasa dan udara, jentera berkaitan, kenderaan tempur ketenteraan, dan kelengkapan pengangkutan t.t.t.l.	7.5	-1.5	-5.4	5.2	5.5	3.8	2.3	2.4	-0.2
	30910 Pembuatan motosikal	13.5	1.7	-4.9	7.8	7.1	7.5	2.8	7.4	-0.2
	30920 Pembuatan basikal dan invalid carriages Industri lain	1.2	-7.9	-7.7	-4.3	0.2	0.5	-1.1	-3.3	0.2
		-0.3	-4.2	-4.9	5.2	4.7	-1.6	3.6	-4.8	-0.4
310	Pembuatan perabot	0.9	-6.3	1.4	9.7	2.2	0.9	-0.5	-3.1	-3.3
	31001 Pembuatan perabot kayu dan rotan Industri lain	-0.5	-6.3	3.2	11.2	3.2	-0.2	-0.5	-4.0	-3.4
		5.4	-6.2	-4.1	4.6	-1.2	4.5	-0.5	-0.3	-3.0
321 (32110 & 32120)	Pembuatan barang kemas, bijouterie dan artikel berkaitan	2.1	-9.1	-4.8	16.6	1.4	-5.2	-1.1	-5.1	-2.7
322, 325 & 329	Pembuatan instrumen muzik, peralatan dan bekalan perubatan dan pergigian dan pembuatan lain t.t.t.l.	5.3	-3.2	-0.3	3.8	0.9	1.2	1.4	-1.6	-2.4
	32901 Pembuatan alat tulis Industri lain	5.5	-1.4	0.3	4.2	1.4	2.8	-0.3	0.6	-0.3
		5.2	-3.6	-0.4	3.7	0.8	0.7	1.8	-2.2	-2.9
323/ 32300	Pembuatan barangan sukan	5.2	-7.2	-0.3	6.4	-0.1	4.9	-1.3	-0.7	-5.3
324/ 32400	Pembuatan permainan dan mainan	-23.3	7.2	43.5	18.7	-12.6	-36.3	1.7	-1.1	-1.3
331 & 332	Pembaikan pemasangan produk logam, jentera, kelengkapan dan pemasangan jentera perindustrian dan kelengkapan	2.0	-4.0	-3.5	10.8	1.0	0.5	-0.7	1.4	1.1
	33150 Pembaikan dan penyelenggaraan kelengkapan pengangkutan kecuali motosikal dan basikal Industri lain	3.1	-8.3	-2.0	4.5	3.1	1.2	-1.4	1.3	-3.5
		1.7	-2.8	-4.0	12.6	0.5	0.3	-0.5	1.5	2.4
Jumlah Pembuatan		2.0	-1.9	-1.2	5.8	1.4	-2.4	-0.6	0.03	-1.7

2021			2022									Group Description/Period
Mei	Jun	Jul.	Ogo.	Sep.	Okt.	Nov.	Dis.	Jan.	Feb.	Mac	Apr.	
-2.2	0.7	-5.5	3.3	3.1	-0.1	2.6	13.7	-5.1	0.2	40.8	-13.8	Manufacture of optical instruments, photographic equipment, magnetic and optical media
12.1	3.6	-0.2	3.2	3.0	0.4	1.9	7.8	-5.5	-4.0	-7.2	-12.2	Manufacture of electric motors, generators, transformers and electricity distribution and control apparatus
7.2	8.6	-0.2	2.8	0.3	-0.2	-0.1	3.4	-3.0	-8.7	-3.1	3.8	Manufacture of electric motors, generators and transformers
15.1	0.8	-0.2	3.5	4.7	0.8	3.1	10.3	-6.8	-1.5	-9.3	-20.7	Manufacture of electricity distribution and control apparatus
19.0	5.5	-0.1	9.7	-5.4	-0.2	-3.5	0.04	2.5	1.7	-3.6	-5.4	Manufacture of batteries and accumulators
5.7	2.0	-1.9	1.8	5.2	1.7	-2.9	15.8	-6.0	-2.0	-1.7	-3.5	Manufacture of wiring and wiring devices
15.3	7.2	-3.8	5.0	57.7	-0.2	5.2	14.4	-33.6	-1.3	2.2	-9.7	Manufacture of fibre optic cables
4.9	1.0	-1.7	1.7	2.1	1.9	-3.9	16.8	-3.5	-2.3	-2.0	-2.8	Manufacture of other electronic and electric wires and cables
12.7	19.2	-2.6	0.004	-3.8	0.3	2.4	-3.4	7.0	2.6	-2.8	-8.3	Manufacture of current-carrying and non current-carrying wiring devices for electrical circuits regardless of material
6.2	21.3	-0.1	1.7	-0.7	-0.9	-1.6	8.8	8.1	-10.0	-15.1	-5.1	Manufacture of electric lighting equipment
22.7	-6.4	-6.2	-9.0	-13.4	1.9	-0.9	6.9	3.7	-1.5	-1.9	-19.1	Manufacture of domestic appliances
0.2	-4.0	-0.4	3.8	7.6	-0.6	0.4	22.8	-7.2	-0.7	2.8	-1.5	Manufacture of other electrical equipment
-0.1	-2.5	-1.2	2.5	1.6	1.4	1.7	9.4	-2.3	-0.9	-7.6	1.6	Manufacture of general-purpose and special-purpose machinery
-4.6	-1.4	-0.2	3.4	1.0	-1.3	1.5	28.7	-19.1	-5.4	1.3	0.8	Manufacture of fluid power equipment
-0.9	-0.1	0.04	0.4	9.3	0.2	5.9	7.5	-13.5	5.8	-13.3	3.2	Manufacture of other pumps, compressors, taps and valves
9.0	-0.04	-4.0	12.2	-6.1	-0.6	1.2	-2.7	0.8	5.1	4.7	-10.1	Manufacture of power-driven hand tools with self-contained electric or non-electric motor or pneumatic drives
-9.1	-2.3	-1.4	-0.5	1.2	2.8	0.0	23.3	-3.9	1.3	-20.0	8.5	Manufacture of metal-forming machinery and machine tools
0.8	-4.7	-0.8	0.6	1.2	3.0	0.2	7.5	7.2	-5.9	-6.7	3.8	Manufacture of air-conditioning machines, including for motor vehicles
0.3	-4.1	-3.8	2.2	4.2	3.6	3.4	12.4	-8.0	2.4	-7.5	6.2	Manufacture of other special-purpose machinery
0.1	-4.0	-0.3	0.5	8.2	0.4	-1.1	2.6	-6.0	4.0	14.0	1.5	Other industry
-7.3	-2.9	-7.3	1.7	6.3	0.8	0.8	7.9	-8.1	2.3	-2.9	4.0	Manufacture of motor vehicles
-7.6	-2.3	-3.4	-2.2	0.8	0.6	1.6	3.7	-0.7	1.3	20.8	-13.2	Manufacture of bodies (coachwork) for motor vehicles; manufacture of trailers and semi-trailers
-0.8	-9.1	-0.4	-0.9	6.9	1.3	0.9	-2.6	3.5	3.6	2.9	-1.2	Manufacture of parts and accessories for motor vehicles
-2.2	-6.7	0.6	-4.7	9.3	2.1	3.3	-2.9	3.0	3.4	7.6	-1.7	Building of ships and boats
0.1	-17.3	-7.3	21.7	-2.9	-0.2	-8.9	-7.0	9.2	1.8	-4.7	-1.4	Manufacture of railway locomotives, rolling stock, air and spacecraft, related machinery, military fighting vehicles and transport equipment n.e.c
2.1	-9.4	1.7	-5.1	8.3	0.3	1.4	0.9	1.7	5.2	-4.5	0.4	Manufacture of motorcycles
1.1	-4.7	-1.2	1.0	14.4	-0.7	0.1	2.4	2.1	-1.9	-0.5	-2.8	Manufacture of bicycles and invalid carriages
1.5	-3.6	-0.9	0.6	17.0	-0.6	-0.4	3.4	2.5	-1.9	-0.3	-3.3	Other industry
-0.2	-8.2	-2.0	2.5	6.2	-1.0	1.6	-1.1	0.6	-1.6	-1.5	-0.8	Manufacture of furniture
-1.6	-5.5	-1.3	-4.0	10.7	0.7	1.3	26.5	-8.6	-4.8	-5.3	-1.6	Manufacture of wooden and cane furniture
-0.3	0.2	-0.4	-0.3	1.2	0.7	1.1	5.0	-1.6	-0.8	-1.4	-2.2	Other industry
0.5	-5.1	2.7	0.9	1.1	2.4	-0.2	2.4	0.1	0.4	-1.7	1.3	Manufacture of jewellery, bijouterie and related articles
-0.5	1.6	-1.3	-0.7	1.2	0.2	1.4	5.7	-2.0	-1.2	-1.4	-3.1	Manufacture of musical instruments, medical and dental instruments and supplies and other manufacturing n.e.c.
-0.2	-3.3	-4.1	5.6	7.7	0.9	-4.2	4.6	0.4	-3.3	0.4	-4.5	Manufacture of stationery
-0.03	26.6	8.3	19.6	2.3	2.8	1.4	19.5	-22.7	2.6	-4.2	-0.7	Other industry
-5.7	-6.0	1.9	0.2	1.7	6.8	4.2	-0.9	0.2	-1.1	2.3	2.3	Manufacture of sports goods
-5.5	-5.0	3.5	-1.2	2.5	-0.6	7.7	-3.5	0.3	2.5	3.2	1.8	Manufacture of games and toys
-5.8	-6.3	1.5	0.6	1.5	8.9	3.4	-0.2	0.1	-1.9	2.0	2.5	Repair of fabricated metal products, machinery and equipment and installation of industrial machinery and equipment
0.4	-0.7	-2.2	0.5	3.4	0.6	0.2	7.8	-3.2	-0.8	0.5	-1.6	Repair and maintenance of transport equipment except motorcycles and bicycles
												Other industry
												Total Manufacturing

Jadual 2 : Pengeluaran Produk Utama dalam Industri Pembuatan yang Terpilih
Table : Production of Major Products in Selected Manufacturing Industries

Keterangan Produk Product Description	Unit Kuantiti Quantity Unit	2017	2018	2019	2020	2021			
							Jan.	Feb.	Mac
Ikan tin Canned fish	Tan Tonne	11,001	9,743	7,245	6,970	6,224	564	602	661
Ikan segar sejuk beku Frozen fish	Tan Tonne	16,344	16,671	17,304	16,658	15,032	1,198	1,381	1,104
Bebola ikan Fish ball	Tan Tonne	17,860	15,987	13,093	6,190	6,716	480	413	402
Sotong sejuk beku Frozen cuttle fish/squid	Tan Tonne	8,858	4,749	5,908	6,679	6,047	556	451	484
Udang geragau/udang sejuk beku Frozen shrimps/prawns	Tan Tonne	20,233	22,573	22,817	19,460	16,140	1,453	1,453	1,581
Jem (semua jenis) Jams (all types)	Tan Tonne	11,423	10,488	8,335	7,376	8,082	720	862	858
Minyak kelapa mentah Coconut (copra) oil and its fraction crude oil	Tan Tonne	14,307	27,643	21,220	15,593	16,721	1,528	1,240	1,182
Minyak kelapa, ditapis Coconut oil, refined	Tan Tonne	42,113	61,944	78,779	49,268	61,883	4,408	3,004	3,135
Lemak doh/shortening Dough fats/shortening	Tan Tonne	206,366	269,057	219,212	191,050	184,620	15,516	13,238	12,013
Marjerin Margerine	Tan Tonne	77,824	62,129	60,181	58,569	61,332	4,969	4,474	4,026
Minyak masak campuran Blended/deodorised cooking oil	Tan Tonne	547,656	558,317	574,483	423,403	406,788	23,110	29,151	34,721
Susu pekat manis Sweetened condensed milk	Tan Tonne	138,199	147,746	209,591	321,036	405,676	33,691	27,158	25,988
Minuman susu Milk drinks	Liter ('000) Litres ('000)	140,303	132,687	95,096	93,369	83,078	6,644	5,803	5,553
Beras Whole rice	Tan Tonne	631,952	665,032	629,970	679,152	710,685	50,259	63,954	65,041
Beras hancur Broken rice	Tan Tonne	50,279	65,664	64,415	65,748	73,238	5,674	6,558	7,223
Tepung gandum Wheat flour	Tan Tonne	998,163	949,149	901,834	862,885	993,335	78,053	80,391	85,606
Roti dan kek Bread and cakes	Tan Tonne	365,620	388,984	407,173	411,561	479,951	40,753	49,501	50,528
Mee dan bihun Mee and bihun	Tan Tonne	233,567	222,631	221,766	234,890	249,484	23,200	22,475	18,788
Sos dan bahan perasa Sos and flavoring ingredients	Tan Tonne	106,335	89,803	96,079	98,393	80,711	9,056	8,199	7,372
Kelapa kering Desiccated coconuts	Tan Tonne	5,655	3,828	3,133	3,208	4,259	255	265	304
Makanan ayam itik campuran Mixed poultry feed	Tan Tonne	2,363,180	2,339,642	2,347,398	2,043,813	1,958,720	177,342	161,916	158,123
Hidangan ikan Fish meals	Tan Tonne	48,941	56,141	57,864	82,677	119,236	8,801	9,052	9,308
Biskut Biscuits	Tan Tonne	267,190	255,471	164,524	173,019	165,062	14,749	15,386	13,001
Gula bertapis Refined sugar	Tan Tonne	1,682,363	1,637,779	1,555,828	1,440,768	1,571,056	123,102	122,634	161,649
Minuman manis berkarbonat Sweet beverages (carbonated)	Liter ('000) Litres ('000)	241,595	156,123	216,319	207,249	219,416	20,149	18,908	17,921

2021							2022					
Apr.	Mei	Jun	Jul.	Ogo.	Sept.	Okt.	Nov.	Dis.	Jan.	Feb.	Mac	Apr.
501	501	478	450	449	380	495	549	595	575	573	681	522
1,105	1,152	1,199	1,344	1,185	1,156	1,506	1,355	1,347	1,054	1,110	990	1,097
491	570	629	656	658	657	665	548	548	530	438	485	613
519	594	654	556	478	431	518	422	384	399	392	494	558
1,513	1,403	1,631	994	985	1,034	1,226	1,382	1,485	1,473	1,386	1,589	1,530
618	628	772	743	582	584	580	568	566	709	881	870	732
980	1,296	1,147	1,372	1,620	1,561	1,777	1,762	1,256	1,455	1,676	1,795	1,434
3,742	5,349	5,231	5,196	5,117	6,667	6,828	6,623	6,583	6,412	5,085	5,345	6,100
12,311	14,975	14,971	16,215	14,415	17,202	18,285	18,181	17,298	19,552	14,868	12,837	13,699
4,136	5,135	5,271	5,437	5,007	5,450	6,029	5,815	5,584	6,406	5,087	4,561	5,021
32,956	30,804	39,649	33,599	42,911	39,153	38,696	31,900	30,138	29,780	37,100	42,595	44,277
29,684	29,840	38,395	39,211	39,199	34,320	35,355	35,714	37,121	36,651	27,016	30,233	33,676
6,597	6,508	7,143	7,403	7,795	7,904	7,365	7,090	7,274	6,577	5,534	5,931	6,723
69,957	53,993	44,906	40,858	54,034	78,126	73,653	58,835	57,068	62,719	86,662	76,096	75,775
6,470	6,888	5,950	6,552	6,125	6,440	5,228	4,811	5,320	6,633	8,311	7,767	7,806
82,108	80,328	81,302	83,198	85,373	83,646	83,601	86,148	83,581	76,997	75,107	76,894	69,242
47,480	39,950	37,072	35,575	36,555	36,176	35,341	35,132	35,888	40,182	42,619	41,659	41,458
19,238	17,767	20,936	19,722	20,466	22,715	21,686	22,043	20,449	25,191	23,356	21,334	21,324
5,677	5,852	6,555	6,003	6,077	5,637	7,113	6,917	6,252	7,293	6,440	5,603	5,704
304	295	340	368	404	475	494	396	360	340	346	405	405
159,810	150,709	135,194	161,657	173,813	151,381	149,331	181,451	197,992	189,039	165,455	165,558	161,454
9,542	7,030	8,995	9,529	10,801	9,247	12,053	13,362	11,516	11,589	11,545	12,402	12,470
14,213	12,352	12,730	10,816	12,015	14,023	16,702	16,272	12,803	12,985	12,194	12,729	12,019
171,049	123,222	115,493	111,451	115,574	118,908	120,119	142,133	145,723	133,586	126,077	153,348	169,602
21,952	21,624	19,336	18,022	19,238	17,423	13,157	13,632	18,053	20,938	20,421	20,969	25,977

Jadual 2 : Pengeluaran Produk Utama dalam Industri Pembuatan yang Terpilih
Table : Production of Major Products in Selected Manufacturing Industries

Keterangan Produk Product Description	Unit Kuantiti Quantity Unit	2017	2018	2019	2020	2021	2021		
							Jan.	Feb.	Mac
Minuman manis tidak berkarbonat <i>Sweet beverages (non-carbonated)</i>	Liter ('000) <i>Litres ('000)</i>	2,240,658	2,835,044	3,113,870	2,799,877	2,218,416	232,259	228,958	226,051
Air mineral dan minuman <i>Mineral and drinking water</i>	Liter ('000) <i>Litres ('000)</i>	696,384	540,192	583,031	618,790	612,345	50,777	55,005	54,191
Kain kapas <i>Cotton cloth</i>	Meter ('000) <i>Metres ('000)</i>	166,566	150,618	126,941	84,100	72,734	7,043	6,716	7,196
Seluar lelaki <i>Pants, males</i>	Bilangan ('000) <i>Number ('000)</i>	11,705	10,997	10,245	8,304	6,035	608	609	601
Kemeja lelaki <i>Shirts, males</i>	Bilangan ('000) <i>Number ('000)</i>	18,065	20,491	16,859	13,937	13,569	1,354	1,138	978
Blaus <i>Blouses</i>	Bilangan ('000) <i>Number ('000)</i>	16,147	16,824	10,630	6,663	4,709	379	395	399
Pakaian perempuan <i>Dresses</i>	Bilangan ('000) <i>Number ('000)</i>	4,526	5,332	4,649	3,704	3,150	304	309	305
Kasut getah (semua jenis) <i>Rubber footwear (all types)</i>	Pasang ('000) <i>Pairs ('000)</i>	5,765	5,173	3,111	2,185	2,045	166	167	178
Kiln kayu kering <i>Kiln dried timber</i>	Tan <i>Tonne</i>	114,502	103,333	109,904	130,342	127,086	13,912	14,524	12,265
Kayu gergaji <i>Rubberwood (sawn)</i>	Tan <i>Tonne</i>	102,052	107,395	122,043	145,231	139,692	12,821	15,159	10,056
Kepingan venir <i>Veneer sheets</i>	Meter Padu <i>Cubic metre</i>	442,511	507,664	1,026,098	581,444	394,056	39,520	39,226	55,237
Papan gentian berkepadatan sederhana <i>Medium density fibreboard</i>	Meter Padu <i>Cubic metre</i>	1,461,672	4,424,935	3,753,461	3,101,939	2,117,223	214,639	179,195	109,587
Papan lapis <i>Plywood</i>	Meter Padu <i>Cubic metre</i>	2,306,438	2,347,718	2,142,694	2,767,847	3,438,335	275,504	307,463	425,264
Ukiran kayu <i>Timber moulding</i>	Meter Padu <i>Cubic metre</i>	84,866	84,539	72,081	70,500	54,406	5,868	6,072	4,752
Kayu balak siap <i>Dressed timber</i>	Meter Padu <i>Cubic metre</i>	7,131	6,547	5,620	6,761	7,984	961	987	714
Rak dan beg kertas <i>Sacks and bags of paper</i>	Bilangan ('000) <i>Number ('000)</i>	307,397	326,761	303,730	305,075	355,061	23,774	24,462	26,995
Kertas tisu <i>Tissue paper</i>	Tan <i>Tonne</i>	84,394	185,802	94,164	101,978	96,290	9,576	8,620	6,917
Kertas napkin <i>Napkin paper</i>	Tan <i>Tonne</i>	8,073	9,394	11,304	9,556	5,355	801	501	388
Kertas tandas <i>Toilet paper</i>	Tan <i>Tonne</i>	39,816	101,707	111,369	102,267	75,508	10,283	9,857	6,405
Minyak tanah <i>Kerosene</i>	Tan <i>Tonne</i>	4,177,301	4,123,364	4,235,615	3,554,047	4,168,054	332,267	293,055	301,694
Gas petroleum cecair <i>Liquefied petroleum gas</i>	Tan <i>Tonne</i>	2,608,430	2,721,959	2,900,511	2,525,357	2,692,737	213,223	203,909	239,647
Minyak bahan api <i>Fuel oil</i>	Tan <i>Tonne</i>	3,184,767	2,801,698	2,701,437	2,064,280	2,118,830	166,059	190,326	167,009
Minyak diesel/gas <i>Diesel/ gas oil</i>	Tan <i>Tonne</i>	12,527,621	12,216,265	13,033,587	10,921,709	12,881,426	907,393	1,095,877	971,358
Gasolin (spirit motor) <i>Gasoline (motor spirit)</i>	Tan <i>Tonne</i>	5,332,088	5,828,082	5,861,572	4,980,906	6,433,373	474,611	506,710	491,449
Minyak pelincir campuran <i>Blended lubricating oil</i>	Tan <i>Tonne</i>	149,902	158,038	138,461	92,387	106,578	6,535	6,090	6,219

2021							2022					
Apr.	Mei	Jun	Jul.	Ogo.	Sept.	Okt.	Nov.	Dis.	Jan.	Feb.	Mac	Apr.
245,230	175,273	152,426	157,738	183,350	151,055	144,862	151,929	169,286	209,942	211,612	209,735	233,035
56,054	47,426	45,201	41,149	52,584	56,461	58,199	56,063	39,237	40,162	55,073	54,827	58,588
7,652	6,371	6,690	5,371	4,823	4,864	5,405	5,761	4,844	4,599	5,307	4,513	5,303
642	364	414	492	411	410	522	505	456	452	452	485	507
1,101	1,176	872	1,003	997	977	1,351	1,359	1,262	1,271	1,057	935	990
459	384	378	458	448	489	293	289	337	382	383	398	419
371	296	170	154	254	241	263	242	242	226	222	245	274
180	114	70	95	133	226	276	274	166	161	168	168	174
12,695	11,098	6,943	9,811	9,781	9,714	10,049	8,084	8,210	8,264	7,973	10,740	11,878
12,473	12,340	8,289	10,508	11,761	11,796	12,079	12,034	10,376	9,789	10,735	8,248	10,615
61,035	31,655	32,134	20,210	18,875	20,842	24,962	25,411	24,949	28,703	28,863	37,663	38,763
122,184	110,960	112,487	143,286	194,941	188,445	232,321	255,656	253,522	233,191	185,859	124,650	145,441
438,673	397,671	230,379	190,609	175,149	177,600	251,695	275,959	292,370	307,464	347,707	452,726	423,959
5,106	5,726	3,075	3,002	3,460	3,917	4,778	4,809	3,841	4,075	4,083	4,706	5,347
795	733	522	480	444	431	587	583	747	890	852	812	905
27,048	25,929	29,392	32,637	34,334	30,999	35,070	34,186	30,234	30,350	28,594	28,900	27,735
6,601	6,188	6,221	7,923	8,335	8,822	8,831	9,179	9,074	9,051	7,899	6,553	7,904
371	338	302	340	294	356	499	622	542	545	569	460	492
5,821	5,257	5,310	6,183	4,256	4,826	5,554	5,979	5,776	7,525	7,051	5,714	6,563
375,612	321,057	337,191	370,155	352,456	374,492	382,564	347,418	380,093	339,125	225,119	262,606	246,327
193,970	235,994	220,013	218,194	221,473	218,058	231,497	257,238	239,522	214,892	223,610	234,612	230,996
170,065	160,077	179,344	188,938	189,405	195,965	182,698	150,126	178,816	168,656	172,040	175,192	168,554
659,397	920,180	1,102,513	1,207,303	1,180,704	1,243,919	1,207,886	1,250,656	1,134,240	1,057,053	1,149,385	1,194,170	728,887
474,289	532,995	534,128	598,012	589,966	571,563	602,111	577,920	479,620	422,866	491,936	530,775	587,688
7,191	8,230	8,290	10,594	12,664	10,769	10,320	10,231	9,446	7,857	7,278	8,201	8,315

Jadual 2 : Pengeluaran Produk Utama dalam Industri Pembuatan yang Terpilih
Table : Production of Major Products in Selected Manufacturing Industries

Keterangan Produk Product Description	Unit Kuantiti Quantity Unit	2017	2018	2019	2020	2021	2021		
							Jan.	Feb.	Mac
Nafta <i>Naptha</i>	Tan <i>Tonne</i>	4,341,796	4,266,449	4,336,029	3,754,323	3,901,388	362,041	343,233	318,554
Gas asli cecair <i>Liquefied natural gas</i>	Tan <i>Tonne</i>	24,619,394	27,785,824	28,689,391	26,576,031	29,011,740	2,446,912	2,566,241	2,624,160
Nitrogen dan oksigen <i>Nitrogen and oxygen</i>	Meter padu ('000) <i>Cubic metre ('000)</i>	676,429	418,770	416,483	456,279	564,435	44,984	49,650	61,237
Methanol (methyl alcohol) <i>Methanol (methyl alcohol)</i>	Tan <i>Tonne</i>	2,184,245	6,033,764	6,999,396	4,554,549	3,717,444	256,915	321,432	304,278
Baja (termasuk urea) <i>Fertilizers (includes urea)</i>	Tonne <i>Tonne</i>	2,838,245	3,616,402	3,720,847	4,080,289	5,839,960	439,716	414,179	365,543
Sebatian P.V.C <i>P.V.C. compound</i>	Tan <i>Tonne</i>	109,483	109,562	100,843	76,016	88,182	8,053	8,595	8,546
Racun serangga aerosol (cecair) <i>Aerosol insecticides (liquid)</i>	Liter <i>Litres</i>	9,241,807	7,965,253	7,397,612	7,241,839	7,057,722	576,260	619,374	638,421
Racun herba (cecair) <i>Herbicides (liquid)</i>	Liter ('000) <i>Litres ('000)</i>	54,710	58,626	38,807	55,497	68,379	5,555	6,139	7,026
Racun herba (bukan cecair) <i>Herbicides (non-liquid)</i>	Tonne <i>Tonne</i>	12,748	32,139	26,842	43,157	66,062	4,108	4,587	4,992
Cat emulsi <i>Emulsion paints</i>	Liter ('000) <i>Litres ('000)</i>	92,222	118,111	101,689	68,600	49,480	5,048	5,130	5,288
Cat lapis <i>Under-coats</i>	Liter ('000) <i>Litres ('000)</i>	10,236	14,754	14,977	13,869	17,890	1,329	1,308	1,126
Cat asas <i>Primers</i>	Liter ('000) <i>Litres ('000)</i>	20,779	24,642	29,629	20,036	19,302	2,217	2,004	1,559
Dakwat pencetak <i>Printing ink</i>	Tan <i>Tonne</i>	41,585	37,543	32,587	35,326	28,717	2,001	2,041	2,021
Pelembut fabrik <i>Fabric softener</i>	Liter ('000) <i>Litres ('000)</i>	62,813	65,640	65,858	40,262	33,368	2,661	2,891	2,893
Sabun mandi <i>Toilet soap</i>	Tan <i>Tonne</i>	34,143	45,402	45,523	21,028	16,915	1,650	1,663	1,610
Sabun serbuk (bahan pencuci) <i>Soap powder (detergents)</i>	Tan <i>Tonne</i>	182,677	148,003	133,244	96,719	102,043	7,006	7,800	8,000
Pelekat perindustrian <i>Adhesive, industrial</i>	Liter ('000) <i>Litres ('000)</i>	226,975	241,025	191,096	161,056	156,030	13,268	13,477	12,609
Tayar pneumatik (semua jenis) <i>Pneumatic tyres (all types)</i>	Bilangan ('000) <i>Number ('000)</i>	15,190	13,674	13,334	9,131	8,261	841	869	815
Tiub dalam (semua jenis) <i>Inner tubes (all types)</i>	Bilangan ('000) <i>Number ('000)</i>	5,370	4,825	3,307	1,869	1,426	148	135	107
Getah mutu malaysia (semua gred) <i>S.M.R. (all grades)</i>	Tan <i>Tonne</i>	773,498	874,609	897,171	972,584	817,560	92,531	90,082	79,908
Susu getah diproses <i>Processed latex</i>	Tan <i>Tonne</i>	44,093	26,197	24,553	33,471	41,081	3,260	3,640	3,922
Sarung tangan getah <i>Rubber gloves</i>	Pasang (Juta) <i>Pairs (Million)</i>	37,525	54,184	55,404	102,592	136,796	11,868	12,268	17,351
Kondom <i>Condom</i>	Gross ('000) <i>Gross ('000)</i>	13,019	9,678	9,237	15,532	18,085	1,354	1,358	1,550
Paip P.V.C. <i>P.V.C. pipes</i>	Tan <i>Tonne</i>	129,894	127,974	141,991	105,091	99,972	7,203	9,703	9,904
Bata tanah <i>Earthen bricks</i>	Bilangan ('000) <i>Number ('000)</i>	237,420	275,959	316,411	181,463	109,691	12,237	14,302	10,752

2021							2022					
Apr.	Mei	Jun	Jul.	Ogo.	Sept.	Okt.	Nov.	Dis.	Jan.	Feb.	Mac	Apr.
359,251	258,787	346,846	326,370	306,799	334,974	328,569	306,856	309,108	283,494	290,304	291,133	265,542
1,974,409	2,366,907	2,562,445	2,651,288	2,452,114	2,098,569	2,334,616	2,553,140	2,380,939	2,480,530	2,520,849	3,021,754	1,949,026
42,660	45,872	55,962	50,108	39,085	37,093	42,171	46,401	49,212	48,541	54,388	63,436	52,681
212,091	255,536	290,342	292,501	377,911	344,269	308,452	308,810	444,907	387,861	455,504	410,956	322,281
321,041	277,829	431,781	514,804	620,176	588,288	538,944	674,127	653,532	607,577	623,200	525,919	552,711
7,428	5,132	4,375	4,573	6,690	8,589	9,199	8,863	8,139	8,010	7,666	6,856	6,576
754,314	548,553	529,015	550,117	611,604	534,337	543,737	594,475	557,515	552,408	550,003	533,184	500,430
7,545	5,602	5,021	5,405	5,909	3,518	5,109	5,181	6,368	8,169	8,885	9,770	9,259
5,966	5,515	5,435	5,363	5,470	5,497	6,200	5,673	7,257	7,329	7,730	8,270	8,807
4,917	4,476	2,923	3,193	4,058	3,572	3,091	4,098	3,686	4,498	4,394	4,123	3,263
1,077	1,243	1,557	1,576	1,791	1,718	1,793	1,723	1,651	1,465	1,293	1,206	1,137
1,235	1,252	1,280	1,314	1,606	1,569	1,420	1,464	2,382	1,843	1,736	1,465	1,109
2,121	2,853	2,685	2,816	2,986	2,681	2,032	2,100	2,379	2,129	1,716	2,197	1,686
2,499	2,365	2,162	2,210	2,570	2,805	3,323	3,709	3,281	2,649	2,748	2,795	2,165
1,225	1,052	1,319	1,226	1,439	1,360	1,193	1,403	1,773	1,185	1,246	1,248	921
6,827	7,011	7,604	8,020	9,250	11,078	10,801	9,162	9,485	8,057	8,265	9,018	6,885
13,374	14,372	14,815	13,091	12,950	13,076	11,860	11,995	11,145	11,894	13,036	13,037	13,923
764	465	534	572	421	522	833	822	802	979	943	777	657
110	81	89	116	108	131	147	145	107	134	121	83	84
74,425	56,606	51,636	50,666	59,266	63,052	57,242	69,374	72,772	59,033	63,192	53,261	53,191
4,199	3,792	3,304	3,404	3,755	3,309	2,752	2,640	3,104	2,775	3,355	3,598	4,037
16,938	16,324	16,276	10,824	7,338	7,065	7,044	6,911	6,587	8,188	7,845	9,727	10,341
1,834	1,847	1,921	1,660	1,337	1,590	1,312	1,072	1,251	1,508	1,395	1,542	1,858
10,081	8,005	8,470	8,842	7,011	6,332	7,705	8,513	8,203	8,332	9,310	10,963	9,704
10,032	7,467	3,020	3,352	4,814	6,390	10,821	13,727	12,776	12,453	15,412	12,734	13,511

Jadual 2 : Pengeluaran Produk Utama dalam Industri Pembuatan yang Terpilih
Table : Production of Major Products in Selected Manufacturing Industries

Keterangan Produk Product Description	Unit Kuantiti Quantity Unit	2017	2018	2019	2020	2021			
							Jan.	Feb.	Mac
Jubin seramik Ceramic tiles	M. Persegi ('000) Sq. metres ('000)	44,896	44,612	31,119	31,495	28,512	2,864	2,887	2,554
Simen (semua jenis) Cement (all types)	Tan ('000) Tonnes ('000)	18,762	17,556	16,102	19,936	19,961	2,278	2,459	1,912
Konkrit campuran siap Ready mixed concrete	Meter padu ('000) Cubic metre ('000)	30,323	32,047	34,067	34,841	35,425	2,792	3,232	3,806
Bumbung genting simen (semua jenis) Cement roofing tiles (all types)	Bilangan ('000) Number ('000)	36,073	35,472	43,484	47,874	37,054	3,586	2,946	4,712
Cerucuk, tiang konkrit Piles, poles, posts of concrete	Tan Tonne	2,601,180	2,627,848	2,034,572	1,699,228	1,549,050	153,597	163,397	129,968
Pasir silika (diproses) Silica sands (processed)	Tan ('000) Tonnes ('000)	489,242	535,673	393,246	261,872	157,885	27,038	28,781	25,250
Selak dan kekeras Bolts and nuts	Tan ('000) Tonnes ('000)	533,123	612,850	584,723	616,367	870,924	70,373	73,473	71,835
Bar dan batang besi dan keluli Iron and steel bars and rods	Tan Tonne	1,698,226	1,853,029	1,403,863	1,295,505	707,765	53,941	62,581	50,488
Kepingan besi yang disadur Galvanized iron sheets	Tan Tonne	145,734	112,648	156,786	152,099	167,833	10,445	13,585	16,691
Tin timah dan semua tin lain Tin cans and all other tins	Bilangan ('000) Number ('000)	3,539,920	3,739,323	3,131,962	2,683,374	2,899,385	300,331	307,811	233,825
Dram besi dan keluli Iron and steel drums	Bilangan ('000) Number ('000)	4,904	4,560	4,347	3,717	3,936	398	419	338
Dawai besi dan keluli bersadur Galvanised iron and steel wire	Tan Tonne	119,962	156,534	180,148	131,139	135,473	9,237	10,959	9,930
Dawai mata punai dan jaring Wire mesh and netting	M. Persegi ('000) Sq. metres ('000)	138,585	82,809	48,045	28,555	19,258	2,073	1,819	1,312
Transformer elektrik Electrical transformers	Bilangan ('000) Number ('000)	183,212	191,478	168,959	202,996	266,713	17,578	18,917	19,507
Dawai dan kabel yang terlebat Insulated wires and cables	Tan Tonne	98,756	92,234	95,752	111,184	129,356	8,970	8,586	9,190
Separa konduktor Semi-conductors	Bil. (Juta) Num. (Million)	20,111	22,033	28,758	26,699	29,453	2,181	2,554	2,688
Transistor elektronik Electronic transistors	Bil. (Juta) Num. (Million)	41,365	36,871	35,582	36,919	48,538	3,642	4,111	4,406
Litar bersepadu Integrated circuits	Bil. (Juta) Num. (Million)	27,155	29,828	26,581	34,318	41,416	3,130	3,389	3,393
Televisyen Television	Bilangan Number	11,446,057	12,609,183	9,934,919	12,228,893	15,071,948	1,205,109	1,248,946	1,356,207
Radio Radios	Bilangan ('000) Number ('000)	5,291	6,686	8,789	9,363	9,752	853	844	601
Penyaman udara Air-conditioners	Bilangan Number	4,208,937	4,395,397	4,953,912	1,910,268	2,253,569	153,930	216,372	221,551
Kereta penumpang Passenger cars	Bilangan Number	459,558	522,392	533,131	454,805	446,417	36,186	41,301	58,102
Kenderaan perdagangan Commercial vehicles	Bilangan Number	71,990	72,709	57,608	43,691	61,634	5,785	7,030	5,816
Wayar abah-abah, kenderaan bermotor Wire harness, motor vehicle	Bilangan ('000) Number ('000)	6,597	5,377	5,927	6,642	7,825	635	583	659
Motosikal dan skuter Motor cycles and scooters	Bilangan Number	285,104	251,720	242,789	240,066	172,431	24,155	25,612	29,443

2021						2022						
Apr.	Mei	Jun	Jul.	Ogo.	Sept.	Okt.	Nov.	Dis.	Jan.	Feb.	Mac	Apr.
2,439	2,452	1,382	1,467	1,861	2,396	3,270	1,820	3,119	2,589	2,800	2,775	2,248
1,309	1,211	996	1,130	1,381	1,378	1,655	2,050	2,204	2,326	2,456	2,417	1,524
3,072	2,491	2,144	2,531	3,345	2,861	3,077	3,089	2,985	2,809	2,819	3,001	2,939
3,227	3,084	2,495	2,727	3,038	3,105	3,291	2,446	2,399	2,623	3,166	3,249	3,104
147,657	141,082	88,203	85,850	123,195	131,062	105,587	133,727	145,725	127,642	139,049	121,530	141,318
10,684	6,380	5,209	5,263	6,690	6,975	11,774	13,038	10,802	8,592	16,848	8,271	4,523
62,095	59,759	54,664	65,126	77,662	76,623	90,287	88,685	80,341	86,716	92,569	87,366	74,234
72,428	52,017	50,466	58,501	86,726	58,575	53,988	50,002	58,052	50,692	57,811	60,645	70,605
16,165	14,131	10,909	11,196	15,733	16,410	14,921	12,994	14,653	11,652	13,722	13,889	18,132
240,244	202,677	196,433	183,377	212,570	260,151	246,369	260,526	255,073	267,779	256,075	219,429	249,226
355	327	313	230	272	326	322	320	315	322	304	280	307
9,045	8,147	8,339	9,921	11,278	15,297	15,316	12,875	15,130	10,576	13,693	13,230	11,180
1,616	1,534	1,075	1,090	1,311	1,622	1,755	2,039	2,013	1,929	1,652	1,521	1,963
19,813	21,327	21,848	25,556	23,591	23,869	27,347	23,366	23,994	25,116	25,981	28,975	24,252
9,525	8,719	11,520	11,616	10,480	14,321	14,621	11,037	10,769	11,565	11,977	12,818	13,462
2,346	2,194	2,355	2,375	2,554	2,760	2,658	2,361	2,428	2,544	2,824	3,091	2,600
4,251	4,148	4,302	3,797	3,457	3,874	4,125	3,831	4,592	4,750	4,959	5,394	5,034
3,964	3,821	3,602	3,307	3,294	3,137	3,415	3,301	3,662	3,561	3,875	4,069	4,959
1,557,202	1,596,688	1,397,708	938,281	991,265	1,055,845	1,156,889	1,129,318	1,438,490	1,421,426	1,407,226	1,696,344	1,970,185
709	685	733	717	707	894	913	972	1,125	1,045	995	769	961
220,950	195,318	181,357	175,910	173,839	160,098	177,582	176,287	200,375	185,063	269,167	271,051	278,643
47,764	40,159	246	2,396	12,897	42,556	61,248	53,661	49,901	39,455	47,445	55,137	50,724
6,766	6,778	1,341	1,509	2,016	3,964	5,271	8,336	7,022	6,024	7,151	6,949	7,658
572	541	572	581	481	667	885	844	804	801	851	916	766
35,903	19,908	1,995	2,177	2,817	5,082	7,120	8,094	10,126	10,745	13,959	18,538	25,378



NOTA TEKNIKAL
TECHNICAL NOTES



NOTA TEKNIKAL

1. OBJEKTIF

Objektif utama penerbitan ini ialah untuk menyediakan statistik aliran terkini bagi indikator utama di sektor Pembuatan, iaitu statistik **nilai jualan, bilangan pekerja bergaji, gaji & upah** serta **pengeluaran produk utama** yang dipungut melalui Survei Pembuatan Bulanan. Statistik ini membantu pengguna dalam merangka dasar serta membuat keputusan.

2. PENANDA ARASAN

Selepas melaksanakan Banci Ekonomi 2016 (tahun rujukan 2015), Jabatan Perangkaan Malaysia (DOSM) telah mengkaji dan melaksanakan proses penanda arasan terhadap statistik pembuatan yang dipungut melalui Survei Pembuatan Bulanan. Proses penanda arasan ini membolehkan siri nilai anggaran tahunan yang dijana menerusi statistik jangka pendek konsisten dengan nilai tahunan daripada banci/survei tahunan sebagai tahun penanda aras. Penanda arasan yang dibuat berpandukan *Quarterly National Accounts Manual 2017 edition, International Monetary Fund* bagi mencapai objektif seperti berikut:

- Menganggarkan data bulanan supaya konsisten dengan data tahunan iaitu, untuk memastikan jumlah data bulanan adalah sama dengan penanda aras tahunan;
- Memelihara sebanyak mungkin pertumbuhan indikator bulanan semasa proses penanda arasan tahunan dibuat; dan
- Memastikan data siri ke hadapan, jumlah data bulanan bagi tahun semasa sedekat mungkin dengan data tahunan yang diperoleh semasa banci atau survei tahunan yang dijalankan.

Statistik penanda arasan disusun bagi nilai jualan, bilangan pekerja bergaji dan gaji & upah sektor Pembuatan dan diterbitkan mulai Januari 2020. Tahun asas (penanda aras) adalah menggunakan Banci Ekonomi 2016 (tahun rujukan 2015) sebagai tahun penanda aras dan kaedah *pro rata* dan *extrapolation* digunakan dalam proses penanda arasan ini.

Kaedah *pro rata*:

$$M^iV = \frac{M^iI}{\sum_{i=1}^{12} M^iI} \times ADT$$

di mana

M^iV pemboleh ubah anggaran bulanan yang dinaik aras

M^iI siri indikator bulanan

ADT data tahunan tahun asas (penanda aras)

Kaedah *extrapolation*:

$$V_t = V_{t-1} * G_{t-1,t}$$

di mana

V_t nilai pemboleh ubah

$G_{t-1,t}$ pertumbuhan daripada t-1 kepada t



3. SKOP DAN LIPUTAN

Data yang dipungut dalam Survei Pembuatan Bulanan meliputi seluruh Malaysia. Mulai Januari 2020, penerbitan ini memaparkan statistik berwajaran yang menggambarkan populasi sampel bagi 251 industri dalam sektor Pembuatan.

Data bagi industri yang mempunyai perwakilan kurang daripada tiga pertubuhan telah digabungkan kepada industri terhampir bagi memelihara kerahsiaan responden seperti mana yang termaktub dalam Akta Perangkaan 1965 (Disemak - 1989).

4. SUMBER RANGKA

Sumber rangka ialah daripada *Malaysia Statistical Business Register (MSBR)* di mana maklumat utama diperolehi daripada banci dan survei yang dilaksanakan oleh Jabatan Perangkaan Malaysia (DOSM) serta data pentadbiran. Sumber utama data pentadbiran tersebut adalah daripada Suruhanjaya Syarikat Malaysia (SSM). Selain itu, DOSM juga turut bekerjasama mendapatkan maklumat daripada lebih 50 agensi lain seperti Kumpulan Wang Simpanan Pekerja (KWSP), Jabatan Kastam Diraja Malaysia (JKDM), Lembaga Hasil Dalam Negeri (LHDN), Pihak Berkuasa Tempatan (PBT) serta Badan-badan Profesional. Rangka dikemaskini secara berterusan dengan mengambil kira pertubuhan baru dan merekod sebarang perubahan dalam status pertubuhan seperti tutup, tidak beroperasi, perubahan jenis aktiviti dan lokasi atau alamat pos untuk memastikan maklumat yang terdapat dalam rangka adalah yang paling terkini.

5. JENIS AKTIVITI PERNIAGAAN

Jenis aktiviti perniagaan merujuk kepada aktiviti utama dan sekunder. Aktiviti utama merujuk kepada aktiviti yang mana pertubuhan menumpukan sebahagian besar sumbernya atau memberi sumbangan besar dari segi pendapatan. Aktiviti sekunder didefinisikan sebagai aktiviti sampingan kepada aktiviti utama. Klasifikasi bagi pertubuhan adalah berasaskan kepada aktiviti utama dan Piawaian Klasifikasi Industri Malaysia (MSIC 2008) Versi 1.0. yang diselaraskan dengan *International Standard Industrial Classification of All Economic Activities (ISIC), Rev. 4, United Nations* dengan pengubahsuaian mengikut keperluan tempatan.

6. KONSEP DAN DEFINISI

Konsep dan definisi yang digunakan selari dengan manual *International Recommendations for Industrial Statistics 2008, United Nations Statistics Division*. Takrif pembuatan yang digunakan dalam survei ini adalah selaras dengan Piawaian Klasifikasi Industri Malaysia (MSIC) 2008 Versi 1.0.

Pembuatan ditakrifkan sebagai perubahan fizikal atau kimia ke atas bahan atau komponen menjadi produk baru sama ada kerja itu dilakukan oleh jentera yang dijalankan oleh kuasa atau yang dijalankan dengan tangan, sama ada dijalankan dalam kilang atau di rumah pekerja, dan sama ada barang keluaran dijual secara borong atau runcit.





7. REKA BENTUK PENSAMPELAN

Reka bentuk pensampelan bagi survei ini adalah pensampelan rawak strata satu peringkat. Pertubuhan dikelaskan sebagai unit pensampelan manakala beberapa kategori strata telah dikenalpasti.

Setiap strata telah dibentuk kepada tiga substrata untuk memastikan sampel yang diagihkan mengambil kira ciri-ciri ekonomi strata tersebut. Substrata utama bersifat heterogen dan diliputi secara penuh. Manakala, substrata selainnya yang bersifat homogen disampelkan.

Substrata utama meliputi pertubuhan kategori besar dan yang mempunyai jumlah hasil yang signifikan dalam industri berkaitan manakala bagi substrata kedua dan ketiga berdasarkan kategori perusahaan kecil dan sederhana (PKS).

8. SAIZ SAMPEL

Statistik utama yang digunakan untuk penganggaran saiz sampel adalah nilai jualan. Formula yang digunakan dalam penganggaran saiz sampel bagi strata adalah seperti berikut:

$$n = \frac{(\sum N_i S_i)^2}{V + \sum N_i S_i^2}$$

di mana;

n = Saiz sampel

N_i = Saiz populasi bagi strata i

S_i^2 = Varian bagi strata i

V = Varian sasaran

$$V = RSE^2 \cdot \left(\frac{\hat{Y}_i}{Z} \right)^2$$

di mana;

\hat{Y}_i = Jumlah nilai jualan bagi strata

RSE = Ralat piawai relatif

Z = Nilai aras keyakinan

Sampel akan diagihkan kepada substrata dalam industri liputan dengan menggunakan kaedah *Neyman Allocation* seperti berikut:

$$n_{hi} = \left(\frac{N_h S_h}{\sum N_h S_h} \right) n_i$$

h = 2, 3 dan 4

i = 1, 2, ... k





di mana;

n_{hi} = Saiz sampel bagi substrata h dalam strata i

N_h = Saiz populasi bagi substrata h

S_h = Sisihan piawai bagi substrata h

n_i = Saiz sampel bagi strata i

h = Substrata

i = Strata

Pertubuhan kategori substrata utama diliputi sepenuhnya, manakala pertubuhan bagi substrata kedua dan ketiga dipilih secara rawak mengikut kaedah pensampelan bersistematik.

9. WAJARAN

Analisis berwajaran disediakan menggunakan wajaran sampel bagi memastikan sampel yang dipilih dapat menggambarkan populasi survei. Wajaran yang diperlukan adalah wajaran di peringkat reka bentuk pensampelan dan tiada respons.

Wajaran reka bentuk pensampelan pada substrata h adalah seperti berikut :

$$W_h = \frac{N_h}{n_h}, \quad h=1, \dots, 4$$

di mana;

N_h = Bilangan populasi bagi substrata h ; dan

n_h = Bilangan sampel bagi substrata h





Wajaran tiada respons pada substrata h adalah seperti berikut :

$$NRW_h = \frac{1}{\frac{n'_h}{n_h}} \quad h = 1, \dots, 4$$

di mana;

$$n'_h = \text{Bilangan sampel respons bagi substrata } h$$

$$n_h = \text{Bilangan sampel bagi substrata } h$$

Kaedah pengiraan wajaran reka bentuk pensampelan selepas survei (*adjusted weight*) pada substrata h seperti berikut:

$$W'_h = W_h \times NRW_h, \quad h = 1, \dots, 4$$

di mana;

$$W_h = \text{Wajaran reka bentuk pensampelan pada substrata } h$$

$$NRW_h = \text{Wajaran tiada respons pada substrata } h$$

10. UNIT MELAPOR

Unit melapor bagi survei ini ialah **pertubuhan**. Sesebuah pertubuhan ditakrifkan sebagai "satu unit ekonomi yang bergiat di bawah satu hak milik atau penguasaan tunggal, iaitu di bawah satu entiti yang sah. Ia menjalankan satu jenis aktiviti ekonomi utama di satu tempat / lokasi fizikal". Setiap pertubuhan diberikan klasifikasi industri berdasarkan aktiviti utamanya. Bagi pertubuhan yang menjalankan pelbagai aktiviti, unit yang bergiat dalam aktiviti yang berasingan dalam satu lokasi yang sama adalah terdiri daripada entiti pertubuhan yang berbeza. Oleh itu, setiap cawangan daripada organisasi yang mempunyai pelbagai cawangan di lokasi yang berbeza dari segi konsep dianggap sebagai pertubuhan yang berlainan. Pertubuhan berkenaan diminta memberikan penyata yang berasingan bagi setiap kegiatannya dari segi nilai. Walau bagaimanapun, dari segi praktisnya akaun biasanya disediakan secara berpusat kerana kesukaran untuk memperoleh data yang berasingan bagi setiap unit atau cawangan. Entiti atau enterpris ini akan dianggap sebagai satu unit pelapor dan dibenarkan mengemukakan soal selidik yang menggabungkan semua unit atau cawangannya.





11. NILAI JUALAN

Nilai jualan yang dilaporkan merujuk kepada nilai jualan produk sendiri sahaja. Ini bermaksud jualan produk yang berlaku dalam bulan laporan, sama ada produk tersebut telah dibuat/dihasilkan oleh pertubuhan pada bulan tersebut atau bulan-bulan sebelumnya. Nilai jualan adalah berdasarkan kepada nilai bersih di kilang dan berkaitan dengan kuantiti yang dijual. Penilaian harga yang dikenakan kepada pelanggan adalah tidak termasuk:

- a. diskaun atau rebat;
- b. bayaran untuk pengangkutan keluar;
- c. komisen kepada wakil-wakil penjual;
- d. bayaran lain seperti cukai eksais yang dibayar atau cukai jualan yang dipungut oleh kilang bagi pihak kerajaan; dan
- e. bayaran pemasangan, pembaikan dan pembinaan

12. BILANGAN PEKERJA BERGAJI

Bilangan pekerja bergaji meliputi seperti berikut:

- a. Pekerja bergaji (sepenuh masa) - Merujuk kepada semua pekerja bergaji yang bekerja sekurang-kurangnya 6 jam sehari dan sekurang-kurangnya 20 hari sebulan; dan
- b. Pekerja bergaji (sambilan) - Merujuk kepada semua pekerja bergaji yang bekerja kurang daripada 6 jam sehari dan/atau kurang daripada 20 hari sebulan.

13. GAJI & UPAH DIBAYAR

Gaji & upah yang dibayar merujuk kepada semua bayaran tunai, termasuk bonus, komisen, bayaran lebih masa, elaun kos sara hidup dan elaun lain yang dibayar kepada semua pekerja bergaji dalam bulan rujukan. Caruman Kumpulan Wang Simpanan Pekerja (KWSP) serta Pertubuhan Keselamatan Sosial (PERKESO) turut dimasukkan tetapi caruman oleh majikan dikecualikan. Elaun kepada pemilik yang bekerja, rakan niaga yang bekerja dan pekerja keluarga tidak bergaji, bayaran pampasan dan suguhati kerana pemberhentian adalah juga dikecualikan.

14. KEPERLUAN KERAHSIAAN

Survei ini dijalankan di bawah peruntukan Akta Perangkaan 1965 (Disemak 1989). Akta ini mensyaratkan bahawa kandungan penyata individu adalah SULIT. Selaras dengan peruntukan dalam Akta tersebut, hanya angka agregat akan diterbitkan.





15. PINDAAN

Pindaan akan dibuat ke atas statistik yang telah diterbitkan berdasarkan data terkini yang diperolehi.

16. PEMBUNDARAN

Perjumlahan komponen mungkin berbeza dengan angka jumlah besar disebabkan pembundaran.

17. SIMBOL DAN SINGKATAN

Simbol-simbol berikut telah digunakan dalam keseluruhan penerbitan:-

t.t.t.l. : tidak terkelas di tempat lain

RM : Ringgit Malaysia

18. PELARASAN MUSIM

Data siri masa adalah amat berguna untuk ahli ekonomi, pembuat dasar & keputusan serta penganalisis siri masa untuk mengenal pasti ciri-ciri penting siri ekonomi seperti arah aliran, *turning point* dan konsistensi antara penunjuk ekonomi yang lain. Kadangkala ciri ini sukar untuk diperhatikan kerana pergerakan bermusim. Oleh itu, sekiranya kesan bermusim boleh disingkirkan, arah aliran data siri ini dapat dilihat dengan lebih baik. Anggaran dan penyingkiran kesan bermusim dipanggil pelarasan bermusim.

Pelarasan bermusim adalah satu proses untuk mengenal pasti dan menyingkirkan bentuk pola bermusim yang biasa berlaku dalam tempoh satu tahun, yang mungkin juga merangkumi pengaruh dari kesan cuti yang bergerak dan hari bekerja/berdagang bagi suatu tempoh. Objektif utama proses ini adalah untuk menyerlahkan arah aliran dan pergerakan-pergerakan jangka pendek dalam siri ini.

Di Malaysia, kebanyakan data siri masa dipengaruhi oleh kesan bermusim. Oleh itu, untuk menghapus dan melaras kesan bermusim data siri masa ekonomi Malaysia, pakej standard pelarasan bermusim, X-12 ARIMA telah digunakan oleh Jabatan Perangkaan, Malaysia. Data siri masa ekonomi Malaysia juga kerap dipengaruhi oleh perayaan agama utama seperti Aidil Fitri bagi umat Islam, Tahun Baru Cina untuk kaum Cina dan Deepavali untuk kaum India. Tarikh perayaan-perayaan ini tetap mengikut tahun lunar tetapi berbeza-beza mengikut kalendar Gregorian. Oleh itu, untuk menganggar dan menyingkirkan kesan cuti yang bergerak dari data siri masa, satu prosedur telah dibangunkan iaitu *Seasonal Adjustment For Malaysia (SEAM)*.





TECHNICAL NOTES

1. OBJECTIVE

The main objective of this publication is to provide statistics on the latest trend of main indicators in the Manufacturing sector, ie. **sales value, number of employees, salaries & wages** and **the production of main products manufactured** which is collected through Monthly Manufacturing Survey. This statistics assists users in policy formulation and decision making.

2. BENCHMARKING

After conducting the Economic Census 2016 (reference year 2015), Department of Statistics Malaysia (DOSM) has reviewed and carried out the benchmarking process towards the manufacturing statistics collected from the Monthly Manufacturing Survey. The benchmarking process is done to enable the series of values of annual estimates derived from short term survey consistent and match with the annual value from census/annual survey of the benchmark year. The benchmark process adapted the guideline of the Quarterly National Accounts Manual 2017 edition, International Monetary Fund to meet the objectives as follows:

- a. to estimate monthly data that are temporally consistent with the annual data: that is, to ensure that the sum of the monthly data is equal to the annual benchmark;
- b. to preserve as much as possible the monthly movements in the indicator under the restrictions provided by the annual data; and
- c. to ensure, for forward series, that the sum of the monthly of the current year is as close as possible to the unknown future annual data.

The benchmarking statistics is compiled on sales value, number of employees and salaries & wages and being published starting from January 2020. The base (benchmark) year using the Economic Census 2016 (reference year 2015) and pro rata and extrapolation method is used in the benchmarking process.

Pro rata Method:

$$M^iV = \frac{M^iI}{\sum_{i=1}^{12} M^iI} \times ADT$$

where

MⁱV new derived monthly variables estimates

MⁱI monthly indicator series

ADT annual benchmark data

Extrapolation Method:

$$V_t = V_{t-1} * G_{t-1,t}$$

where

V_t value of variable

G_{t-1,t} growth from t-1 to t



3. SCOPE AND COVERAGE

Data collected in the Monthly Manufacturing Survey covered the whole of Malaysia. Since January 2020, this publication presents weighted statistics which represent the population sample of 251 industries in Manufacturing sector. Data for industries with less than three establishments was combined to the closest industry to ensure the confidentiality of the respondents as stipulated under the Statistics Act 1965 (Revised-1989).

4. SOURCE OF FRAME

The source of frame is from Malaysia Statistical Business Register (MSBR) where the main information is from census and survey conducted by the Department of Statistics Malaysia (DOSM) and administrative data. The main source of the administrative data is from the Companies Commission of Malaysia (CCM). In addition, DOSM also collaborates and yield information from over 50 other agencies such as the Employees Provident Fund (EPF), Royal Malaysian Customs Department (RMCD), Inland Revenue Board (IRB), Local Authorities and other Professional Bodies. The frame is updated continuously by taking into account of new establishments and to record any changes in the establishment status such as closed down, not in operation, change in types of activity and location or postal addresses to ensure that the information in the frame is at the most current status.

5. TYPE OF BUSINESS ACTIVITY

Type of business activity is divided into primary and secondary. The primary activity refers to the activities which focus on its main resources and income. Secondary activities are defined as those incidental or ancillary to the primary activity. The classification of the establishment's industry is based on the primary activity and the Malaysia Standard Industrial Classification (MSIC 2008) Version 1.0 according to the International Standard Industrial Classification of All Economic Activities (ISIC), Rev. 4, United Nations, with modifications to suit local conditions.

6. CONCEPT AND DEFINITION

Concepts and definitions used are in line with the manual of Recommendations for Industrial Statistics 2008, United Nations Statistics Division. The definition of manufacturing used in this survey is consistent with Malaysia Standard Industrial Classification (MSIC) 2008 Ver. 1.0.

Manufacturing is defined as the physical or chemical transformation of materials or components into new products, whether the work is performed by power-driven machines or by hand, whether it is done in a factory or in the worker's home, and whether the products are sold at wholesale or retail.





7. SAMPLING DESIGN

Sampling design of the survey is a one-stage stratified random sampling. The establishment is classified as sampling unit while a few categories of stratum was identified.

Each stratum has been set up to three substrata to ensure the distributed sample takes into account the economic characteristics of the stratum. The main substratum is heterogeneous and was fully covered. Whereas, other substratum that are homogeneous were sampled.

Main substratum include large establishments which have a significant total revenue in the respective industry while for the second and third substratum are based on small and medium enterprise (SME) categories.

8. SAMPLE SIZE

The main statistics used to estimate the sample size is the sales value. The formula used in the estimation of the sample size for a stratum is as follows:

$$n = \frac{(\sum N_i S_i)^2}{V + \sum N_i S_i^2}$$

where;

n = Sample size

N_i = Population size for stratum i

S_i^2 = Variance for stratum i

V = Desired variance

$$V = RSE^2 \cdot \left(\frac{\hat{Y}_i}{Z} \right)^2$$

where;

\hat{Y}_i = Estimated sales value for stratum

RSE = Relative standard error

Z = Value of confidence level

Sample is distributed to substratum of the industry using Neyman Allocation method as follows:

$$n_{hi} = \left(\frac{N_h S_h}{\sum N_h S_h} \right) n_i'$$

$h = 2, 3 \text{ and } 4$

$i = 1, 2, \dots k$





where;

n_{hi} = Sample size for substratum h of stratum i

N_h = Population size for substratum h

S_h = Standard deviation for substratum h

n_i = Sample size for stratum i

h = Substratum

i = Stratum

Establishments of the main substratum were fully covered while establishments of the second and third substratum were randomly selected using systematic random sampling.

9. WEIGHTED

Weighted analysis is done using sampling weight to ensure that the selected sample can reflect population survey. The weights required are the sampling design and non response weights.

The sampling design weight for the establishment at substratum h is as follows:

$$W_h = \frac{N_h}{n_h}, \quad h = 1, \dots, 4$$

where,

N_h = Total population of substratum h ; and

n_h = Total sample of substratum h





Non response weight at substratum h as below:

$$NRW_h = \frac{1}{\frac{n'_h}{n_h}}, \quad h = 1, \dots, 4$$

where,

n'_h = Number of response in sample size for substratum h

n_h = Number of sample size for substratum h

The method of calculating the sampling design weight after the survey (adjusted weight) on substratum h as below:

$$W'_h = W_h \times NRW_h, \quad h = 1, \dots, 4$$

where,

W_h = Sampling design weight at substratum h

NRW_h = Non response weight at substratum h

10. REPORTING UNIT

The reporting unit used in the survey was the **establishment**. An establishment is defined as "an economic unit engaged in one activity, under a single legal entity and operating in a single physical location". Each establishment was assigned an industry classification based on its principal activity. In the case of a multi-activity entity, units engaged in separate activities in the same location constituted distinct establishments. Thus, each branch of a multi-branch organisation at a different location was conceptually treated as a different establishment. The establishment was requested to give separate returns for each activity in terms of value. However, if in practice, the accounts were centrally kept such that it was not possible to obtain separate data for each individual unit or branch. The entity or enterprise was treated as a single reporting unit and allowed to submit a consolidated questionnaire covering all the units or branches.





11. VALUE OF SALES

The reported sales value refers to the sales value of their own products. This relates to sales of goods made on the reporting month, whether the products were produced/manufactured by the establishment during the month or in the other months previously. The sales value was net selling price (ex-factory) value relating to the quantity sold. The valuation price charged to customers were excluding:

- a. discounts or rebates;
- b. Charges for carriage outwards;
- c. commissions to selling agents;
- d. all other charges such as excise duties paid, sales tax collected by the factory on behalf of the government; and
- e. Installation, repairs and construction charges.

12. NUMBER OF PAID EMPLOYEES Number of paid employees cover as follows:

- a. Paid employees (full-time) - Refers to those who work for at least 6 hours a day and 20 days a month; and
- b. Paid employees (part-time) - Refers to all paid workers who work for less than 6 hours a day and/or less than 20 days a month.

13. SALARIES & WAGES PAID

Salaries & wages paid refers to all cash payments, including bonuses, commissions, overtime wages, cost of living allowances and other allowances made to all employees during the reference month. The employees' contribution to Employees' Provident Fund (EPF) and Social Security Organisation (SOCSO) is included but the employer's contribution is excluded. Allowances to working proprietors, working partners and unpaid family workers and severance and termination pay are not included.

14. CONFIDENTIALITY REQUIRED

The survey is conducted under the provisions of the Statistics Act 1965 (Revised-1989). The Act stipulates that the contents of individual returns are CONFIDENTIAL. In conformity with the stipulations of this Act, only aggregated figures are published.





15. REVISIONS

Revisions will be made to the published figures based on the latest data available.

16. ROUNDING

The sum of the component figures may not tally with the sub-total or total figures due to rounding.

17. SYMBOLS AND ABBREVIATIONS

The following symbols have been used throughout the publication:-

n.e.c.: not elsewhere classified

RM : Malaysian Ringgit

18. SEASONAL ADJUSTMENT

Time-series data are very useful for economists, policy & decision makers and time-series analysts to identify the important features of economic series such as direction, turning point and consistency between other economic indicators. Sometimes this feature is difficult to observe because of seasonal movements. Thus, if the seasonal effect can be removed, the behaviour of the series would be better viewed. The estimation and removal of the seasonal effects is called seasonal adjustment.

Seasonal adjustment is a process to identify and to remove the regular within-a-year seasonal pattern, which may also include the influences of moving holidays and working/trading days effect in each period. The ultimate objective of the process is to highlight the underlying trends and short-term movements in the series.

In Malaysia, most of the time series data are affected by seasonal effects. Hence, to eliminate the seasonal effect as well as to seasonally adjust the Malaysian economic time series data, a standard seasonal adjustment package, X-12 ARIMA was used by Department of Statistics, Malaysia. Malaysian economic time series data also often affected by major religious festivals such as Eid-ul Fitr for Muslims, Chinese New Year to the Chinese and the Indian Deepavali. These festivals' dates are fixed according to the lunar year but vary according to the Gregorian calendar. Therefore, to estimate and remove moving holiday effect from time-series data, a procedure was developed, namely Seasonal Adjustment for Malaysia (SEAM).

