



**KEMENTERIAN EKONOMI
JABATAN PERANGKAAAN MALAYSIA**

**KENYATAAN MEDIA
INDEKS HARGA PENGGUNA, MALAYSIA
DISEMBER 2023**

Inflasi Malaysia kekal 1.5 peratus pada Disember 2023

PUTRAJAYA, 22 Januari 2024 - Kadar inflasi keseluruhan Malaysia kekal 1.5 Peratus pada Disember 2023 dengan mata indeks mencatatkan 131.2 berbanding 129.2 pada bulan yang sama tahun sebelumnya. Jabatan Perangkaan Malaysia (DOSM) melaporkan hari ini mengenai keluaran **INDEKS HARGA PENGGUNA (IHP), DISEMBER 2023**.

Ketua Perangkawan Malaysia, Dato' Sri Dr. Mohd Uzir Mahidin berkata, peningkatan inflasi ini telah didorong oleh peningkatan perlahan Restoran & Hotel, 3.7 peratus (November 2023: 4.3%); Pelbagai Barangan dan Perkhidmatan, 2.7 peratus (November 2023: 2.3%) dan Makanan & Minuman Bukan Alkohol, 2.3 peratus (November 2023: 2.6%). Walau bagaimanapun, kumpulan utama lain yang menunjukkan peningkatan adalah Kesihatan, 2.5 peratus (November 2023: 2.3%) dan Pengangkutan 0.3 peratus (November 2023: 0.1%).

Kumpulan Makanan & Minuman Bukan Alkohol yang menyumbang 29.5 peratus daripada keseluruhan wajaran IHP terus merekodkan peningkatan sederhana 2.3 peratus berbanding 2.6 peratus pada November 2023. Komponen Makanan di rumah meningkat kepada 1.3 peratus berbanding 1.4 peratus yang direkodkan bulan sebelumnya. Kenaikan komponen Makanan di rumah adalah didorong terutamanya oleh subkumpulan Beras, roti & bijirin lain, 3.0 peratus (November 2023: 3.1%). Ini diikuti oleh subkumpulan Susu, keju & telur dan Gula, jem, madu, coklat & manisan masing-masing meningkat 2.6 peratus dan 2.2 peratus. Sementara itu, komponen

Makanan di luar rumah mereda kepada 3.4 peratus berbanding 3.9 peratus yang direkodkan pada November 2023.

Peningkatan inflasi subkumpulan Beras, roti & bijirin lain sebanyak 3.0 peratus pada Disember 2023 disumbangkan oleh kelas perbelanjaan Beras yang mencatatkan peningkatan perlahan 4.6 peratus berbanding 4.7 peratus pada November 2023. Beras import dan beras wangi import masing-masing mencatatkan peningkatan 10.1 peratus (November 2023: 10.1%) dan 6.0 peratus (November 2023: 7.0%) pada Disember 2023. Manakala, kelas perbelanjaan Tepung & bijirin lain menurun kepada negatif 0.3 peratus (November 2023: 0.2%).

Inflasi subkumpulan Susu, keju & telur meningkat 2.6 peratus pada bulan Disember 2023 (November 2023: 2.9%). Kenaikan yang lebih rendah ini telah dicatatkan oleh kelas perbelanjaan Susu tepung & keluaran susu lain (3.8%), Telur (0.9%) dan Susu cair/ susu pekat (0.7%). Sementara itu, inflasi subkumpulan Minyak & lemak mencatatkan kenaikan marginal kepada 0.1 peratus (November 2023: -0.1%). Mekanisme penetapan harga minyak masak yang masih kekal dari 8 Disember 2023 hingga 7 Januari 2024 dan sedikit sebanyak dapat mengimbangi kenaikan inflasi subkumpulan ini.

Subkumpulan Daging yang merangkumi Daging ayam, Daging lembu, Daging babi, Daging kambing, Daging kerbau dan Daging itik mencatatkan kenaikan kepada 1.0 peratus pada bulan Disember 2023 (November 2023: -0.2%). Bagi perbandingan bulan ke bulan, subkumpulan ini turut mencatatkan kenaikan 1.2 peratus (November 2023: -0.5%). Ayam yang merupakan komponen terbesar merangkumi 46.1 peratus dalam subkumpulan Daging masih mencatatkan penurunan negatif 1.4 peratus berbanding negatif 4.6 peratus pada bulan November 2023. Purata harga ayam standard Malaysia menurun kepada RM10.18 sekilogram berbanding RM10.31 sekilogram pada bulan Disember 2022 (November 2023: RM9.96). Bagi perbandingan bulan ke bulan, Daging ayam meningkat 2.5 peratus pada Disember 2023 (November 2023: -1.1%). Kenaikan harga pada bulan Disember ini dipengaruhi oleh faktor peningkatan permintaan daging ayam berikutan musim perkahwinan pada musim sekolah.

Embargo: Hanya boleh diterbitkan atau disebarikan mulai jam 1200, Isnin, 22 Januari 2024

Kenaikan perlahan bagi kumpulan Restoran & Hotel 3.7 peratus (November 2023: 4.3%) terutamanya didorong oleh peningkatan kedua-dua subkumpulan Perbelanjaan di restoran & kafe, 4.0 peratus (November 2023: 4.3%) dan Perkhidmatan penginapan 2.4 peratus (November 2023: 4.2%). Walau bagaimanapun, inflasi kumpulan Pelbagai Barangan & Perkhidmatan meningkat 2.7 peratus berbanding 2.3 peratus pada November 2023. Ini didorong oleh kenaikan subkumpulan Barangan peribadi pada 9.4 peratus (November 2023: 7.2%).

Ketua Perangkawan Malaysia, Dato' Sri Dr. Mohd Uzir Mahidin turut berkata, berhubung dengan inflasi di peringkat negeri, kebanyakan negeri merekodkan peningkatan di bawah paras nasional 1.5 peratus. Walau bagaimanapun, enam negeri merekodkan peningkatan melebihi paras inflasi nasional iaitu Sarawak (2.4%), Wilayah Persekutuan Putrajaya (2.1%), Perak (1.9%), Pulau Pinang (1.8%), Selangor (1.7%) dan Perlis (1.6%). Kesemua negeri mencatatkan peningkatan inflasi Makanan & Minuman Bukan Alkohol. Peningkatan tertinggi dicatatkan oleh Pulau Pinang dan Wilayah Persekutuan Labuan pada 3.3 peratus, diikuti oleh Wilayah Persekutuan Putrajaya (3.1%), Selangor (3.0%), Sarawak (2.9%), Pahang (2.9%) dan Perlis (2.3%). Sementara itu, negeri-negeri lain menunjukkan peningkatan di bawah paras inflasi Makanan & Minuman Bukan Alkohol nasional iaitu 2.3 peratus pada Disember 2023.

Inflasi keseluruhan secara tahunan pada 2023 meningkat 2.5 peratus (2022: 3.3%). Ini didorong oleh kenaikan kumpulan Restoran & Hotel, 5.6 peratus (2022: 5.0%); Makanan & Minuman Bukan Alkohol, 4.8 peratus (2022: 5.8%) dan Pelbagai Barangan & Perkhidmatan, 2.4 peratus (2022: 2.0%). Manakala inflasi keseluruhan secara bulanan menunjukkan kenaikan 0.2 peratus (November 2023: 0.0%). Beberapa kumpulan terus mencatatkan peningkatan secara bulanan antaranya Perkhidmatan Rekreasi & Kebudayaan, 0.4 peratus (November 2023: 0.1%), Makanan & Minuman Bukan Alkohol, 0.3 peratus (November 2023: -0.3%) dan Pengangkutan, 0.3 peratus (November 2023: 0.1%). Inflasi teras meningkat lebih perlahan kepada 1.9 peratus (November 2023: 2.0%) dan masih melepasi inflasi keseluruhan Malaysia (1.5%). Ini didorong oleh kumpulan Restoran & Hotel dan Makanan & Minuman Bukan Alkohol yang masing-masing mencatatkan peningkatan sederhana 3.7 peratus dan 3.2 peratus pada Disember 2023.

Embargo: Hanya boleh diterbitkan atau disebarkan mulai jam 1200, Isnin, 22 Januari 2024

Bagi perbandingan dengan negara-negara terpilih, inflasi di Malaysia (1.5%) adalah lebih rendah berbanding Filipina (3.9%), Vietnam (3.6%), Amerika Syarikat (3.4%), Republik Korea (3.2%), Zon Euro (2.9%) dan Indonesia (2.6%). Namun, kadar tersebut lebih tinggi berbanding Thailand (-0.8%) dan China (-0.3%).

Jabatan Perangkaan Malaysia (DOSM) telah melancarkan OpenDOSM NextGen sebagai medium yang menyediakan katalog data dan visualisasi bagi memudahkan pengguna menganalisis pelbagai data dan boleh diakses melalui portal <https://open.dosm.gov.my>.

DOSM akan menjalankan Banci Pertanian pada tahun 2024. Mohon layari <https://www.myagricensus.gov.my/> untuk maklumat lanjut. Tema adalah “Banci Pertanian, Kunci Kemajuan Pertanian.”

Kerajaan Malaysia telah mengisytiharkan Hari Statistik Negara (MyStats Day) pada 20 Oktober setiap tahun. Tema sambutan MyStats Day adalah “Statistik Nadi Kehidupan”.

Pangkalan Data Utama (PADU) telah diluncurkan pada 2 Januari 2024. PADU mengandungi profil individu dan isi rumah meliputi warganegara dan pemastautin tetap di Malaysia. Matlamat utama PADU untuk memastikan rakyat Malaysia tidak tercicir daripada setiap inisiatif berpaksikan rakyat yang dilaksanakan oleh Kerajaan. Dimohon kerjasama untuk mendaftar dan mengemaskini PADU sebelum atau pada 31 Mac 2024. Untuk maklumat lanjut, boleh layari www.padu.gov.my. Sebarang pertanyaan sila hubungi talian hotline 1-800-88-7721 atau log masuk secara online melalui SISPA: <https://padu.spab.gov.my>.

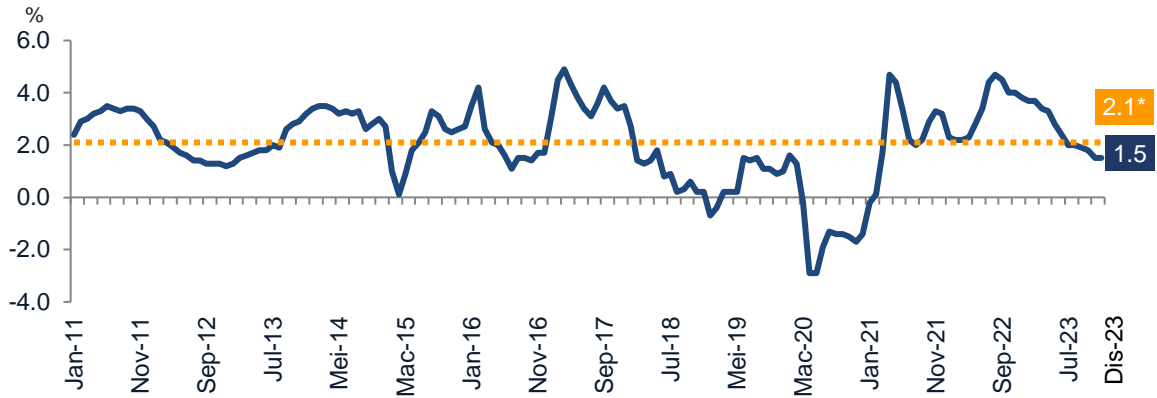
Dikeluarkan oleh:

**PEJABAT KETUA PERANGKAWAN MALAYSIA
JABATAN PERANGKAAN MALAYSIA
22 JANUARI 2024**

Embargo: Hanya boleh diterbitkan atau disebarikan mulai jam 1200, Isnin, 22 Januari 2024

Carta 1

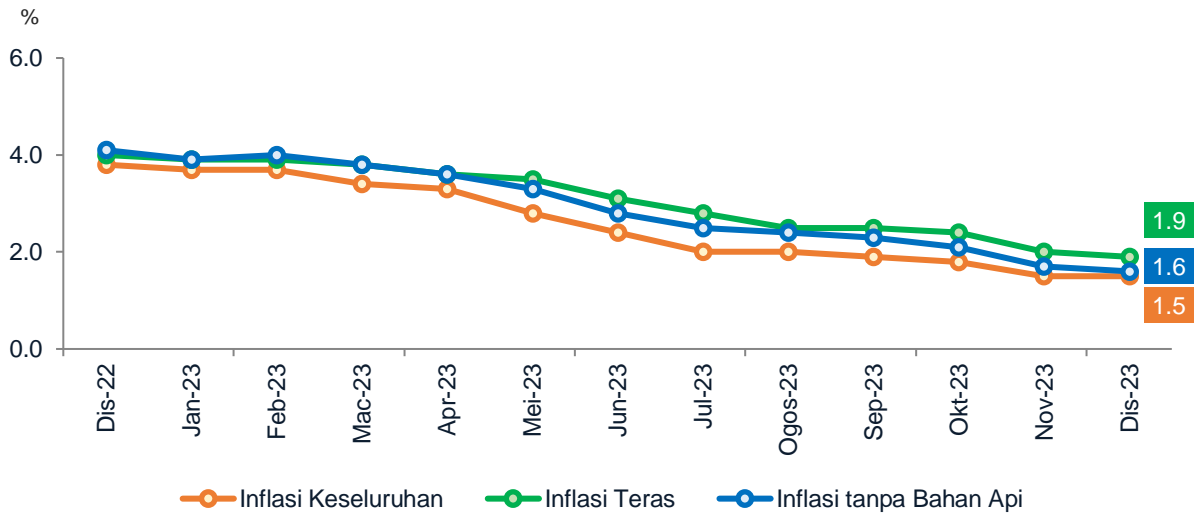
Inflasi Keseluruhan Malaysia, Januari 2011 - Disember 2023



Nota: *Purata inflasi bagi tempoh Januari 2011 hingga Disember 2023

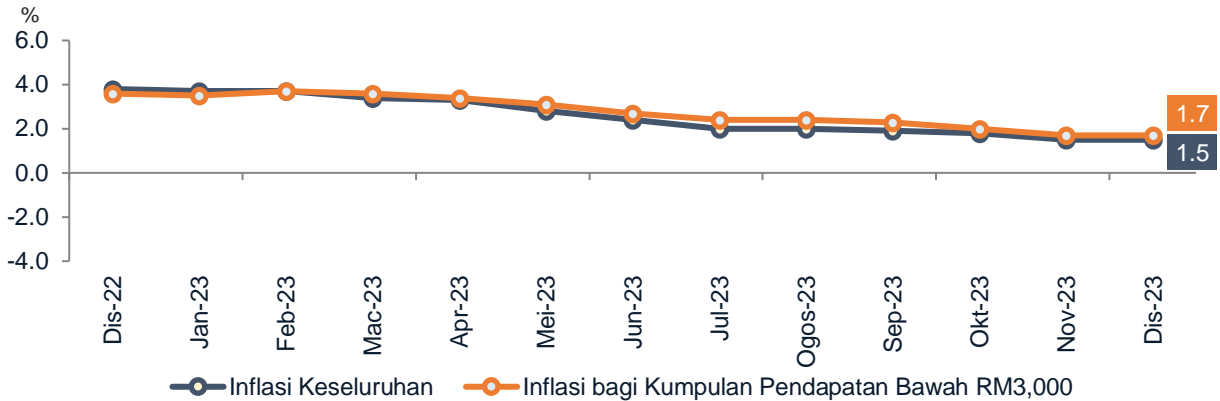
Carta 2

Inflasi Keseluruhan Malaysia, Inflasi Teras dan Inflasi Tanpa Bahan Api, Disember 2022 – Disember 2023

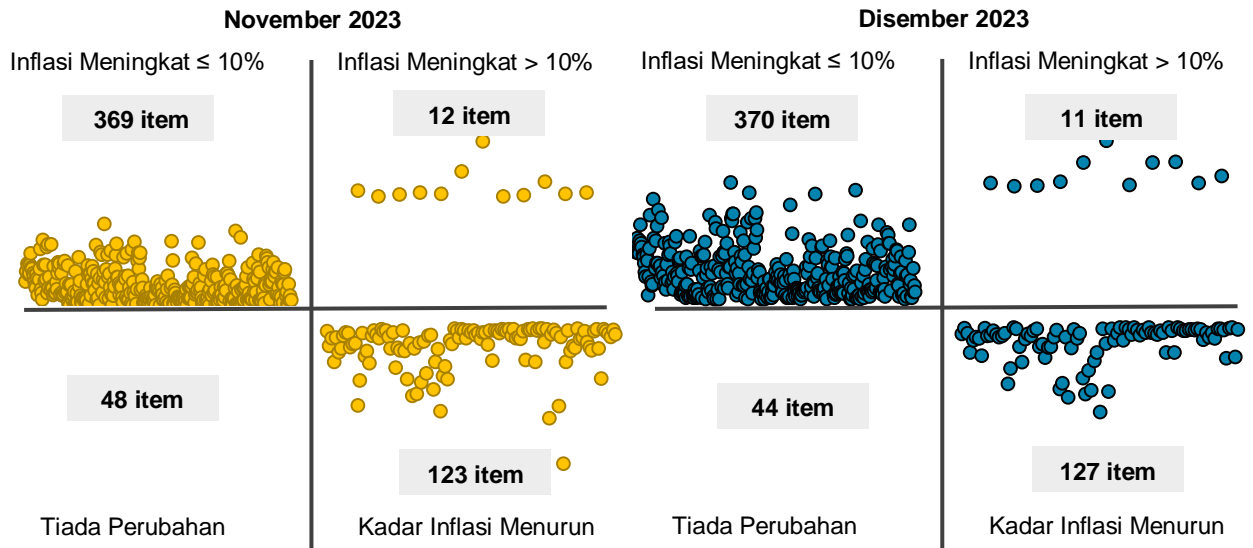


Embargo: Hanya boleh diterbitkan atau disebarikan mulai jam 1200, Isnin, 22 Januari 2024

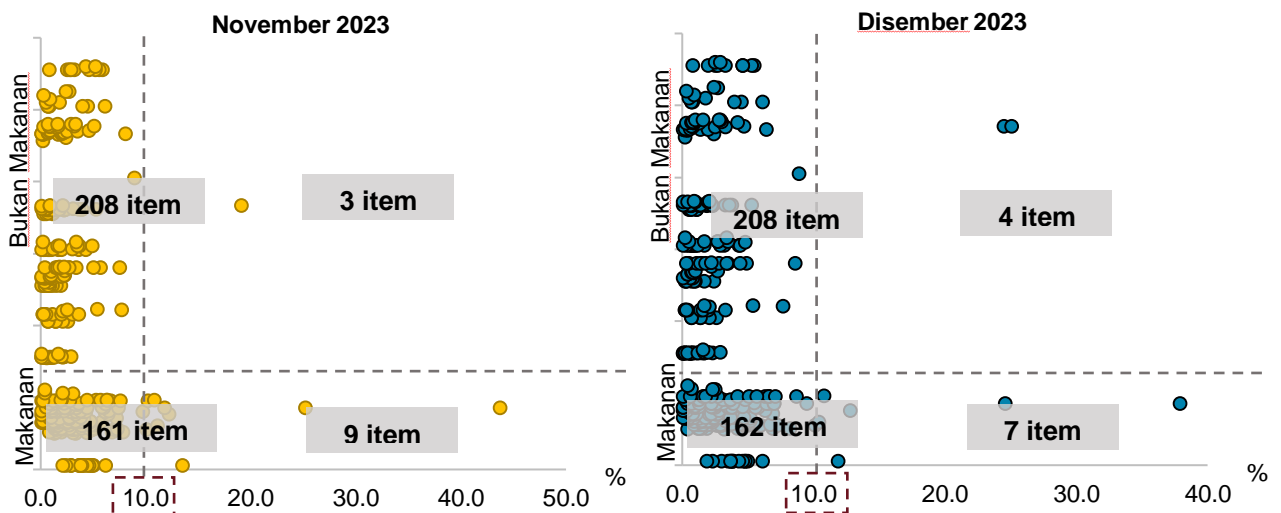
Carta 3 Inflasi bagi Kumpulan Pendapatan Bawah RM3,000, Disember 2022 – Disember 2023



Carta 4 Inflasi mengikut Kuadran, November 2023 & Disember 2023



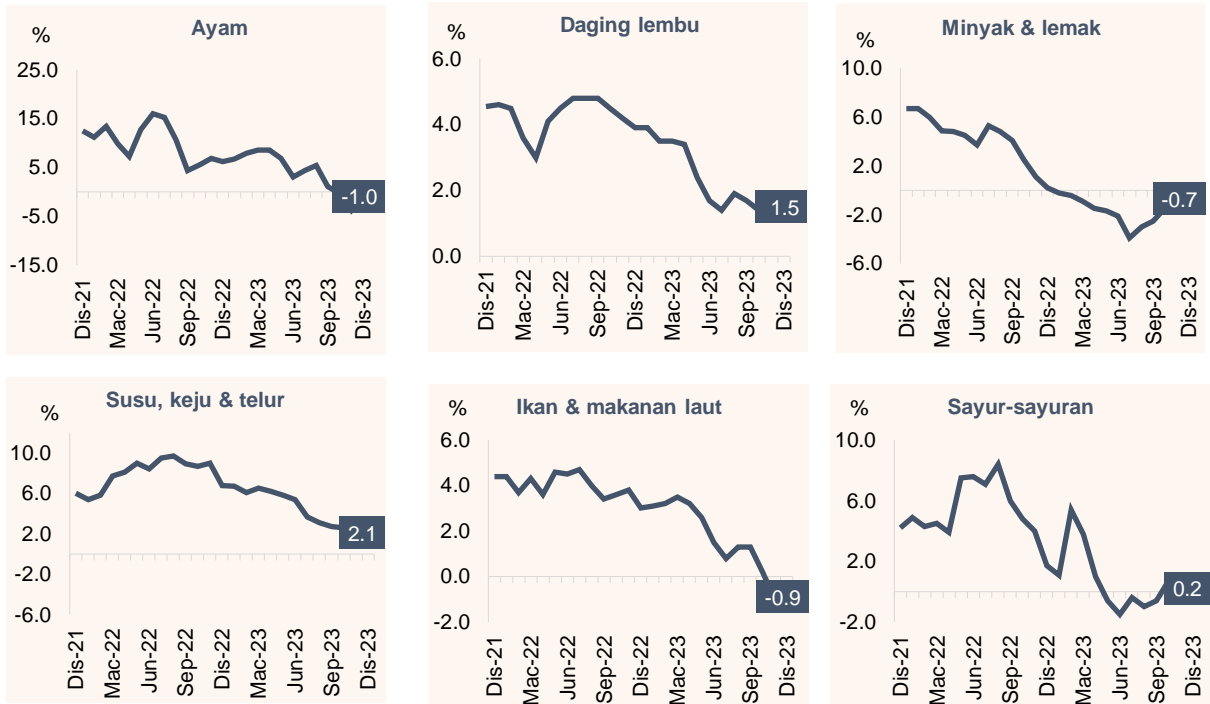
Carta 5 Taburan Inflasi Makanan dan Bukan Makanan, November 2023 & Disember 2023



Embargo: Hanya boleh diterbitkan atau disebarikan mulai jam 1200, Isnin, 22 Januari 2024

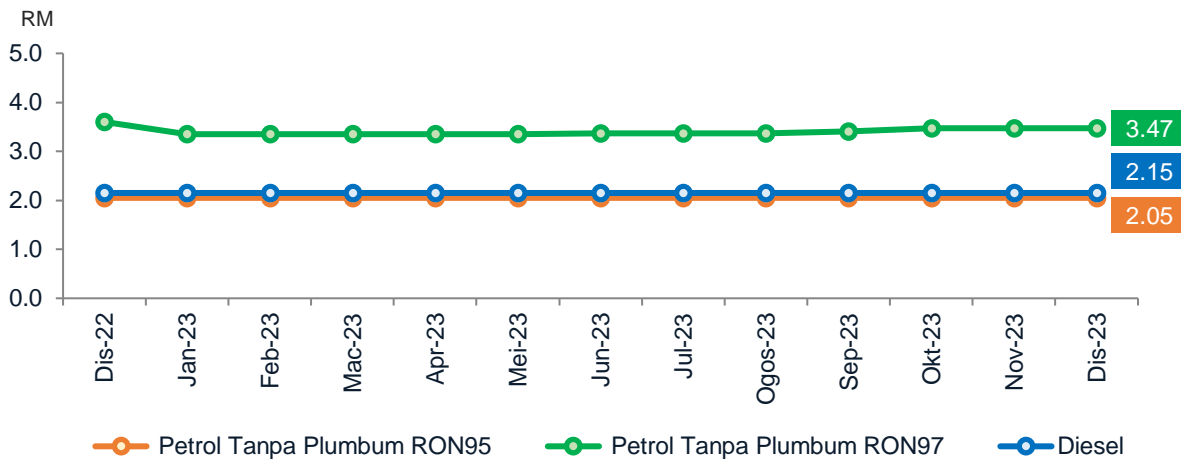
Carta 6

Inflasi Makanan Terpilih bagi Kumpulan Pendapatan Bawah RM3,000, Desember 2021 - Desember 2023




Carta 7

Purata Harga Petrol Tanpa Plumbum RON95, Petrol Tanpa Plumbum RON97 dan Diesel, Desember 2022 – Desember 2023

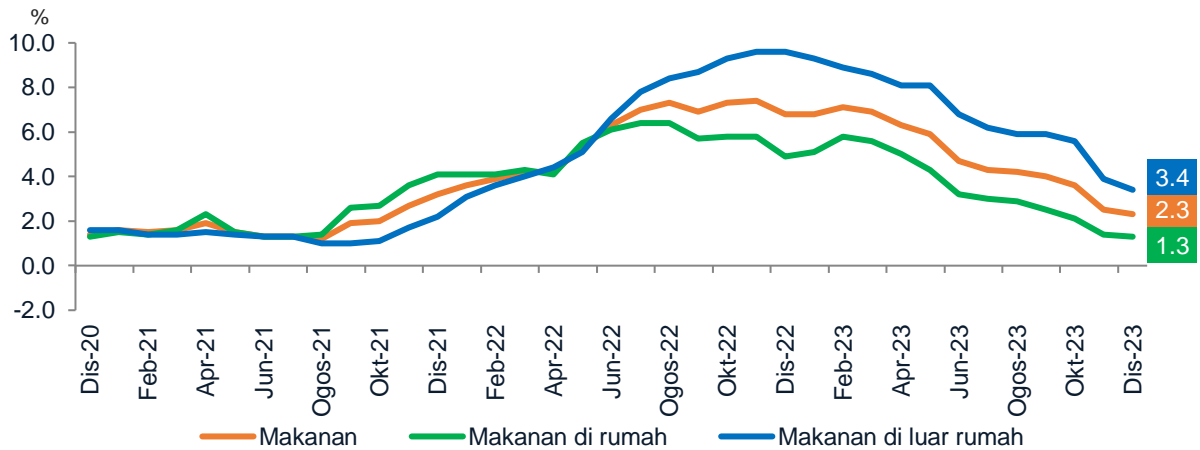


Embargo: Hanya boleh diterbitkan atau disebarikan mulai jam 1200, Isnin, 22 Januari 2024

Carta 8 Inflasi mengikut Kumpulan Utama, November 2023 & Disember 2023

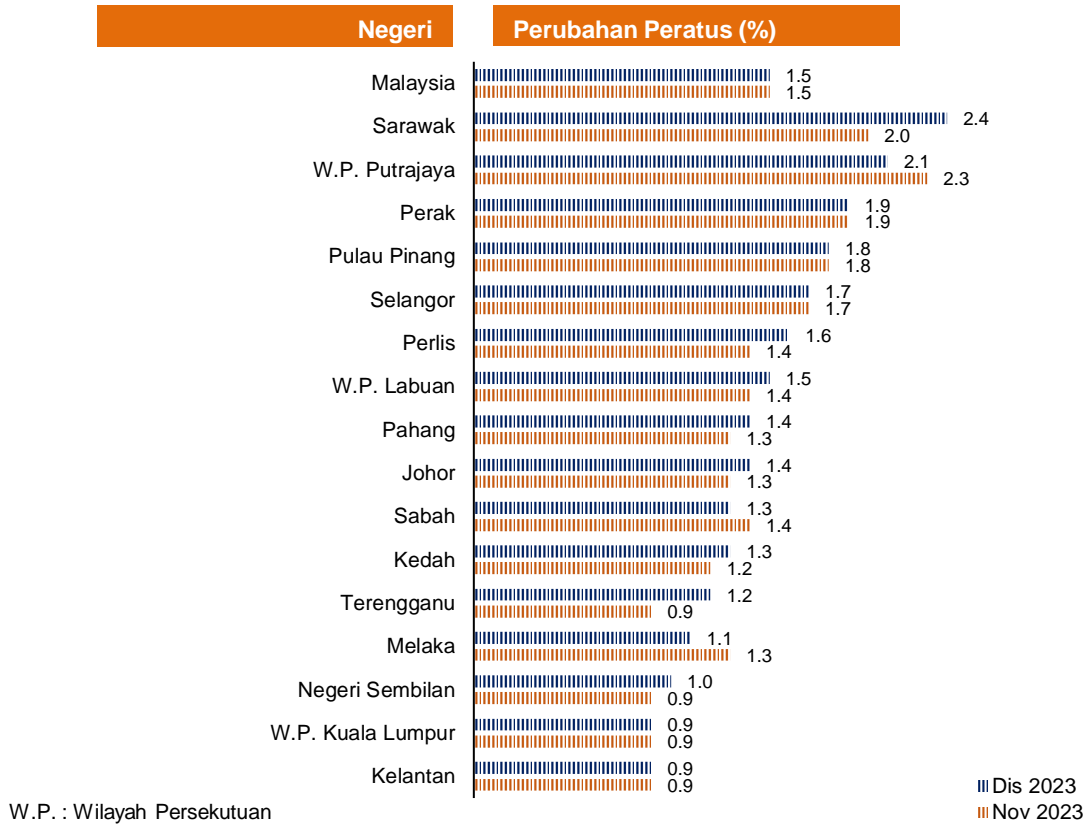


Carta 9 Inflasi bagi Makanan & Minuman Bukan Alkohol, Disember 2020 – Disember 2023



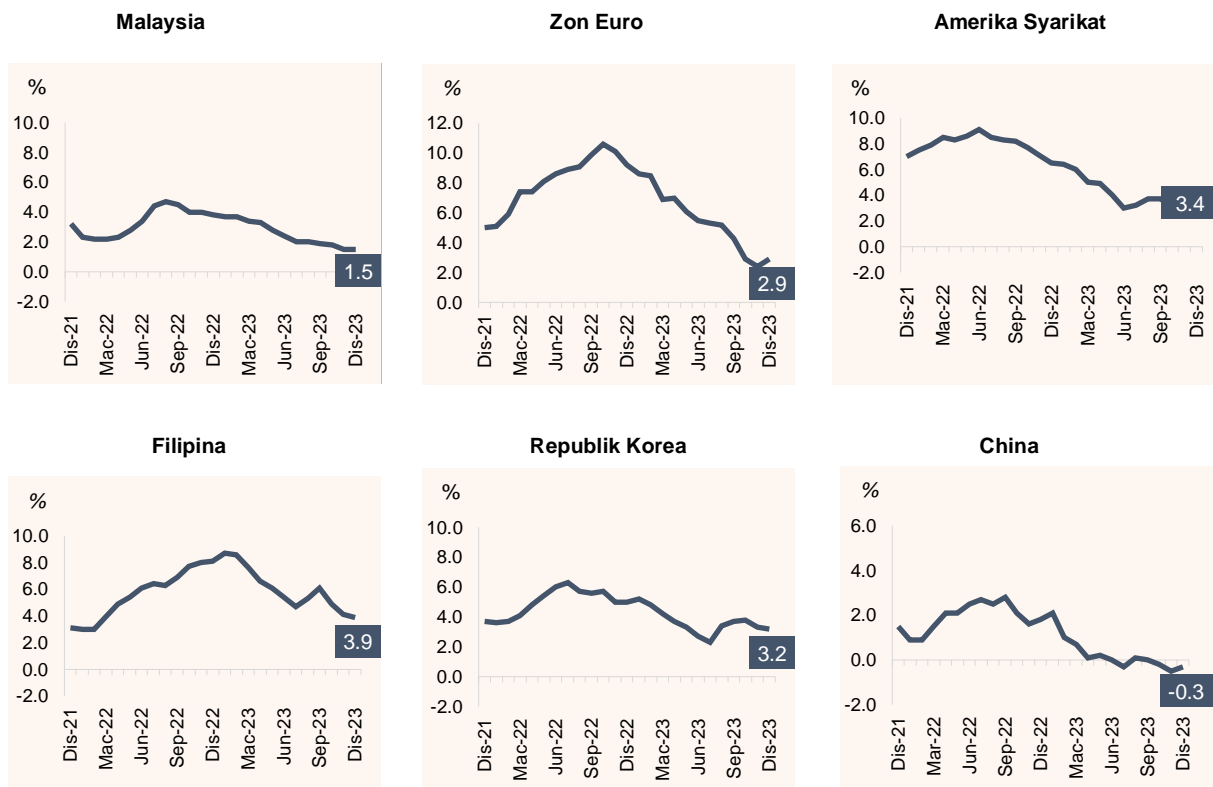
Carta 10

Inflasi mengikut Negeri, November 2023 & Disember 2023



Carta 11

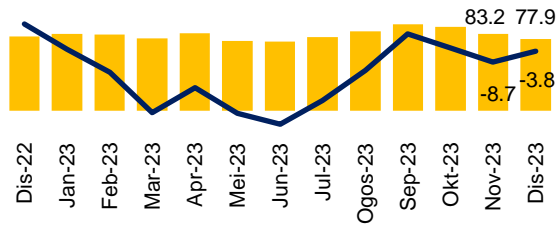
Inflasi bagi Negara Terpilih, Disember 2021 - Disember 2023



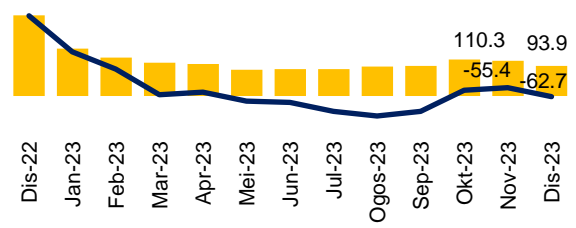
Carta 12

Harga Komoditi Terpilih Global

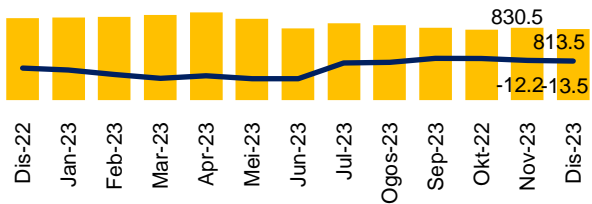
Minyak Mentah (US\$/bbl)



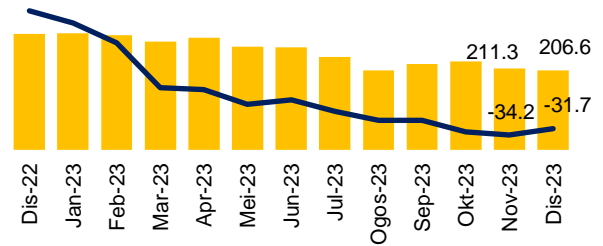
Gas Asli (Indeks 2010=100)



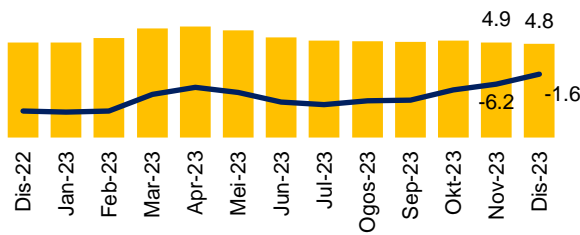
Minyak Sawit Mentah (US\$/mt)



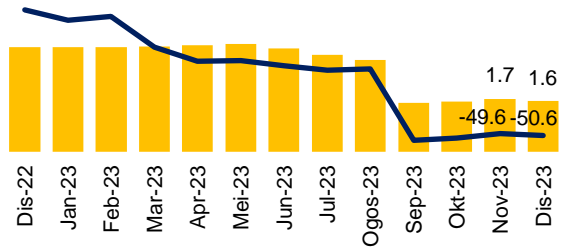
Jagung (US\$/mt)



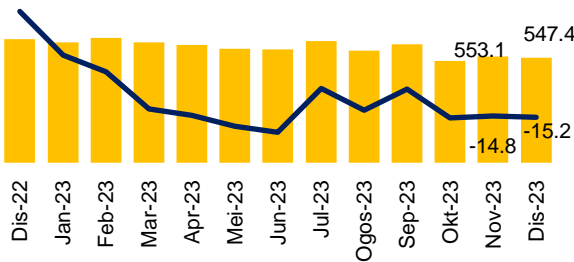
Daging (US\$/kg)



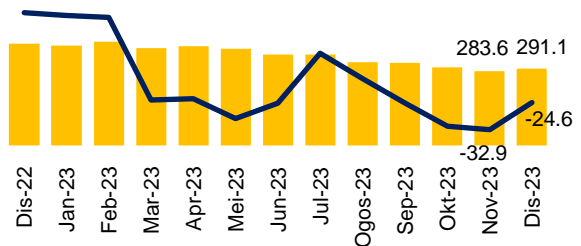
Daging Ayam (US\$/kg)



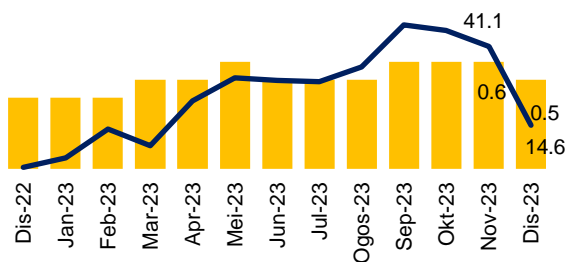
Kacang Soya (US\$/mt)



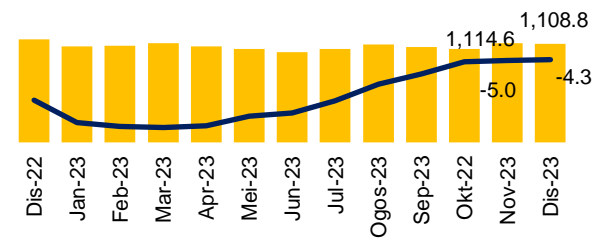
Gandum (US\$/mt)



Gula (US\$/kg)



Minyak Kelapa (US\$/mt)



■ Harga komoditi dunia (AS\$) — Peratus perubahan tahun ke tahun

Sumber: Commodity Monthly Prices, World Bank

Nota:
Bbl : Brazilian Butt Lift (barrel) (1bbl = 159 litres)
Mt : Million Tonne
Mmbtu : Metric Million British Thermal Unit



MINISTRY OF ECONOMY
DEPARTMENT OF STATISTICS MALAYSIA

**MEDIA STATEMENT
CONSUMER PRICE INDEX, MALAYSIA
DECEMBER 2023**

Malaysia's inflation remains at 1.5 per cent in December 2023

PUTRAJAYA, 22 January 2024 – Malaysia's headline inflation rate stays at 1.5 per cent in December 2023 with the index points recorded at 131.2 as against 129.2 in the same month of the previous year. The Department of Statistics Malaysia (DOSM) reported today on the release of **CONSUMER PRICE INDEX (CPI), DECEMBER 2023**.

Chief Statistician Malaysia, Dato' Sri Dr. Mohd Uzir Mahidin said, the increase in the inflation was driven by the lower increases in Restaurants & Hotels, 3.7 per cent (November 2023: 4.3%); Miscellaneous Goods & Services, 2.7 per cent (November 2023: 2.3%) and Food & Non-Alcoholic Beverages, 2.3 per cent (November 2023: 2.6%). However, other main groups that showed increases were Health, 2.5 per cent (November 2023: 2.3%) and Transport, 0.3 per cent (November 2023: 0.1%).

Food & Non-Alcoholic Beverages group which contributes 29.5 per cent of total CPI weight recorded a moderate increase of 2.3 per cent as compared to 2.6 per cent in November 2023. The component of Food at home increased to 1.3 per cent as compared to 1.4 per cent recorded in the previous month. The increase in the component of Food at home was mainly driven by the subgroup of Rice, bread & other cereals, 3.0 per cent (November 2023: 3.1%). This was followed by Milk, cheese & eggs and Sugar, jam, honey, chocolate & confectionery subgroups which inclined at 2.6 per cent and 2.2 per cent respectively. Meanwhile, the component of Food away

from home eased to 3.4 per cent as compared to 3.9 per cent registered in November 2023.

The increase in Rice, bread & other cereals subgroup by 3.0 per cent in December 2023 was contributed by the expenditure class of Rice which recorded a slower increase of 4.6 per cent as compared to 4.7 per cent in November 2023. Imported rice and imported fragrant rice increased by 10.1 per cent (November 2023: 10.1%) and 6.0 per cent (November 2023: 7.0%) respectively in December 2023. Meanwhile, the expenditure class of Flour & other cereals grains declined to negative 0.3 per cent (November 2023: 0.2%).

The inflation for Milk, cheese & eggs subgroup increased 2.6 per cent in December 2023 (November 2023: 2.9%). The slower increase was recorded by the expenditure class of Milk powder & other dairy products (3.8%), Eggs (0.9%) and Evaporated/ condensed milk (0.7%). Meanwhile, the inflation for the subgroup of Oil & fats recorded a marginal increase of 0.1 per cent (November 2023: -0.1%). The mechanism price setting for cooking oil from 8 December 2023 to 7 January 2024 and to some extent offset the increase in inflation of this subgroup.

The subgroup of Meat which consists of Chicken, Beef, Pork, Lamb, Buffalo and Duck recorded an increase of 1.0 per cent in December 2023 (November 2023: -0.2%). On a monthly comparison, this subgroup also recorded an increase of 1.2 per cent (November 2023: -0.5%). Chicken as the largest component comprised of 46.1 per cent in the subgroup of Meat recorded a decline by negative 1.4 per cent as against negative 4.6 per cent in November 2023. The average price of Standard chicken in Malaysia slowed to RM10.18 per kilogramme as compared to RM10.31 per kilogramme in December 2022 (November 2023: RM9.96). On month-on-month comparison, Chicken increased by 2.5 per cent in December 2023 (November 2023: -1.1%). The incline of the price in December 2023 was due to the increase in demand in line with the wedding season and school holiday.

The slower increase in inflation for Restaurants & Hotels of 3.7 per cent (November 2023: 4.3%) was mainly driven by the increase in both subgroups of Expenditure in restaurants and cafes, 4.0 per cent (November 2023: 4.3%) and

Accommodation services, 2.4 per cent (November 2023: 4.2%). However, inflation for Miscellaneous Goods & Services increased by 2.7 per cent as compared to 2.3 per cent in November 2023. This was due to the incline in subgroups of Personal effects at 9.4 per cent (November 2023: 7.2%).

Chief Statistician Malaysia, Dato' Sri Dr. Mohd Uzir Mahidin also said, with regards to inflation at the state level, most of the states recorded increases below the national inflation level of 1.5 per cent. However, six states recorded increases above the national inflation level namely Sarawak (2.4%), Wilayah Persekutuan Putrajaya (2.1%), Perak (1.9%), Pulau Pinang (1.8%), Selangor (1.7%) and Perlis (1.6%). All states registered an increase in the inflation of Food & Non-Alcoholic Beverages. The highest increase was recorded by Pulau Pinang and Wilayah Persekutuan Labuan at 3.3 per cent, followed by Wilayah Persekutuan Putrajaya (3.1%), Selangor (3.0%), Sarawak (2.9%), Pahang (2.9%) and Perlis (2.3%). Meanwhile, other states showed an increase below the national inflation of Food & Non-Alcoholic Beverages of 2.3 per cent in December 2023.

The annual headline inflation in 2023 increased by 2.5 per cent (2022: 3.3%). This was due to an increase in the Restaurants & Hotels, 5.6 per cent (2022: 5.0%); Food & Non-Alcoholic Beverages, 4.8 per cent (2022: 5.8%) and Miscellaneous Goods & Services, 2.4 per cent (2022: 2.0%). Meanwhile, monthly headline inflation inclined at 0.2 per cent (November 2023: 0.0%). A few main groups that posted increases on a monthly basis were the Recreation Services & Culture, 0.4 per cent (November 2023: 0.1%), Food & Non-Alcoholic Beverages, 0.3 per cent (November 2023: -0.3%) and Transport, 0.3 per cent (November 2023: 0.1%). Core inflation increased slower at 1.9 per cent (November 2023: 2.0%) and still surpassed the overall national inflation rate (1.5%). This was due to the Restaurants & Hotels and Food & Non-Alcoholic Beverages which recorded moderate increases of 3.7 per cent and 3.2 per cent respectively in December 2023.

In comparison to inflation of other selected countries, inflation in Malaysia (1.5%) was lower than inflation in the Philippines (3.9%), Vietnam (3.6%), United States of America (3.4%), Republic of Korea (3.2%), Euro Zone (2.9%) and Indonesia (2.6%). However, the rate is higher than Thailand (-0.8%) and China (-0.3%).

Embargo: Only to be published or disseminated at 1200 hour, Monday, 22 January 2024

The Department of Statistics Malaysia (DOSM) has launched OpenDOSM NextGen as a medium that provides a catalog of data and visualisations to facilitate users' analysis of various data and can be accessed through <https://open.dosm.gov.my> .

DOSM will conduct the Agricultural Census in 2024. Please visit <https://www.myagricensus.gov.my/> for more information. The theme is "Agriculture Census, Key to Agricultural Development."

The Government of Malaysia has declared National Statistics Day (MyStats Day) on October 20th each year. MyStats Day theme is "Statistics is the Essence of Life".

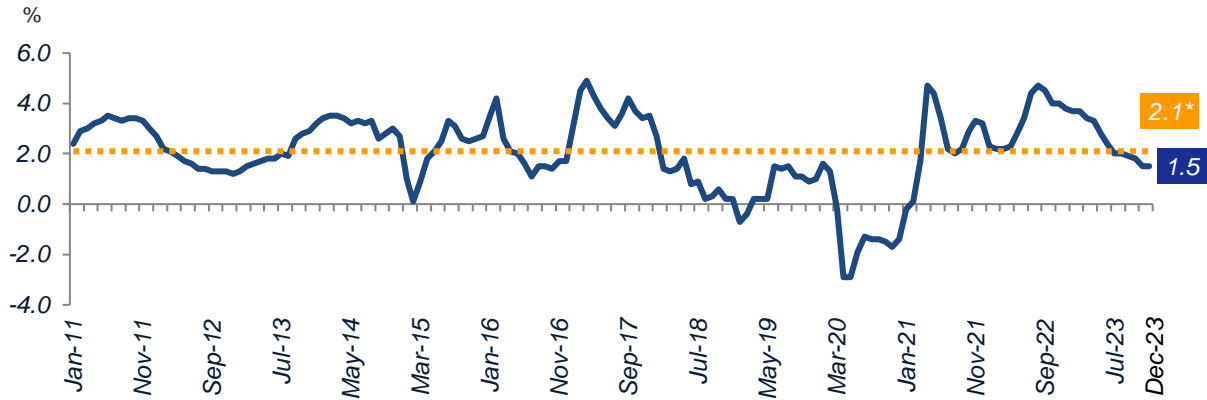
The Central Database (PADU) was launched on 2 January 2024. PADU contains individual and household profiles of citizens and permanent residents in Malaysia. PADU is enthusiastic ensuring all Malaysian are not left behind from the citizen centric initiatives by the Government. Please kindly register and update PADU by 31 March 2024. For more information, please visit <https://www.padu.gov.my>. If any inquiry, please contact 1-800-88-7721 or log it through SISPAAP: <https://padu.spab.gov.my> .

Released by:

**THE OFFICE OF CHIEF STATISTICIAN MALAYSIA
DEPARTMENT OF STATISTICS MALAYSIA
22 JANUARY 2024**

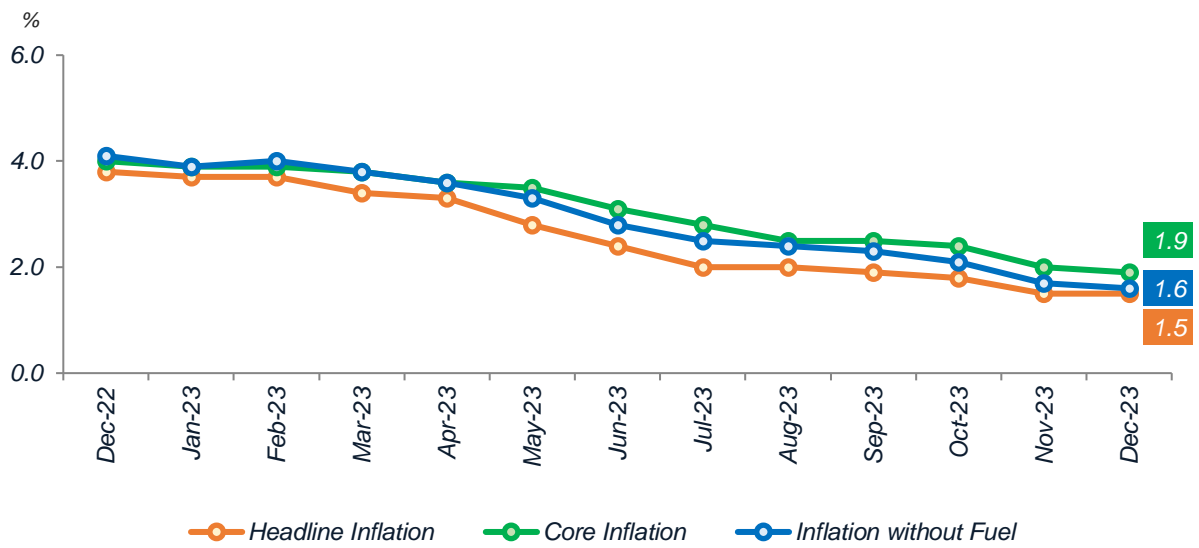
Embargo: Only to be published or disseminated at 1200 hour, Monday, 22 January 2024

Chart 1 Malaysia Headline Inflation, January 2011 – December 2023



Note: * Average inflation for the period of January 2011 to December 2023

Chart 2 Malaysia Headline Inflation, Core Inflation and Inflation without Fuel, December 2022 – December 2023



Embargo: Only to be published or disseminated at 1200 hour, Monday, 22 January 2024

Chart 3 Inflation for Income Group Below RM3,000, December 2022 – December 2023

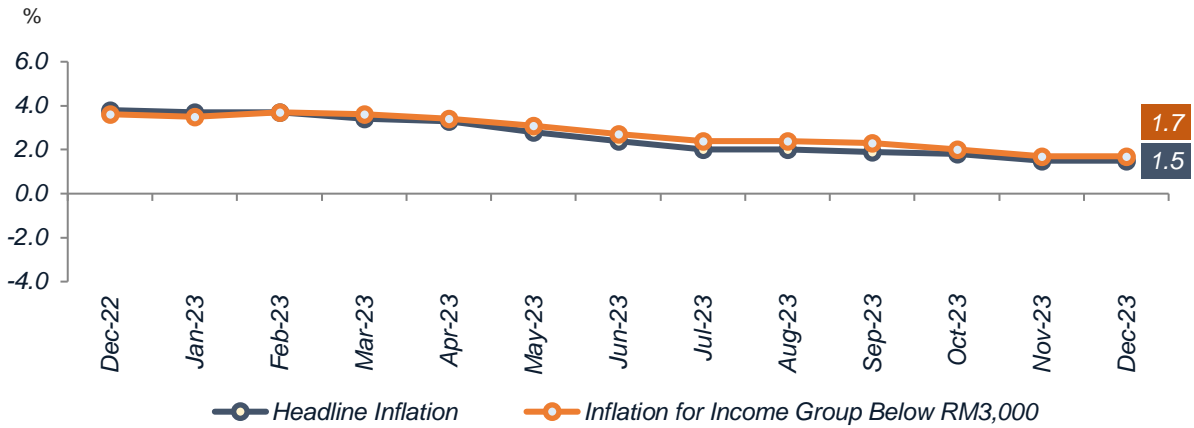


Chart 4 Inflation by Quadrant, November 2023 & December 2023

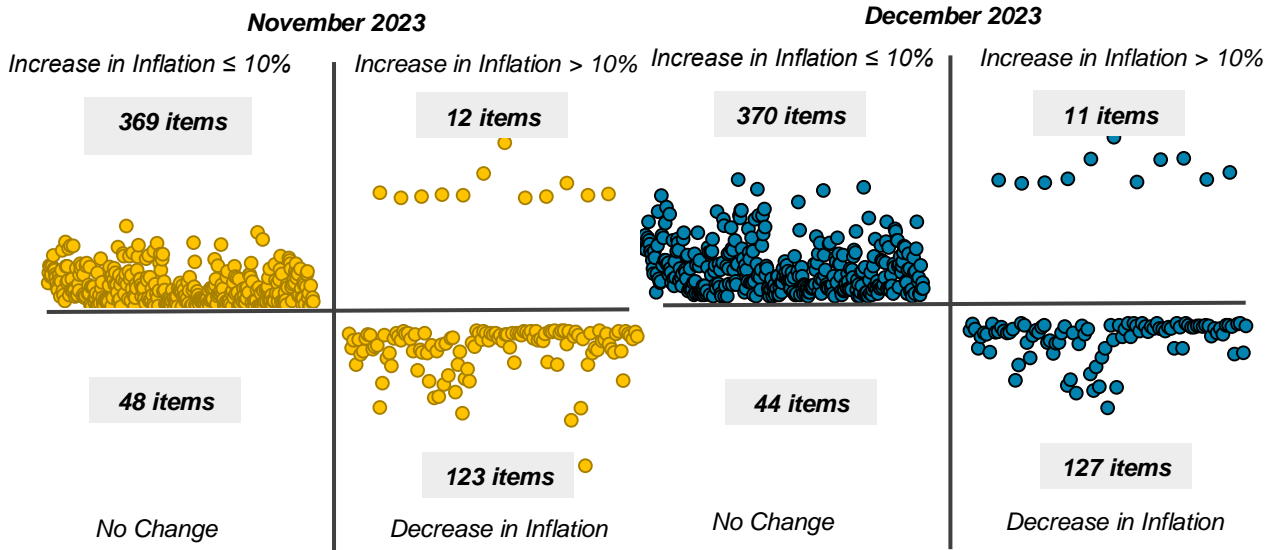
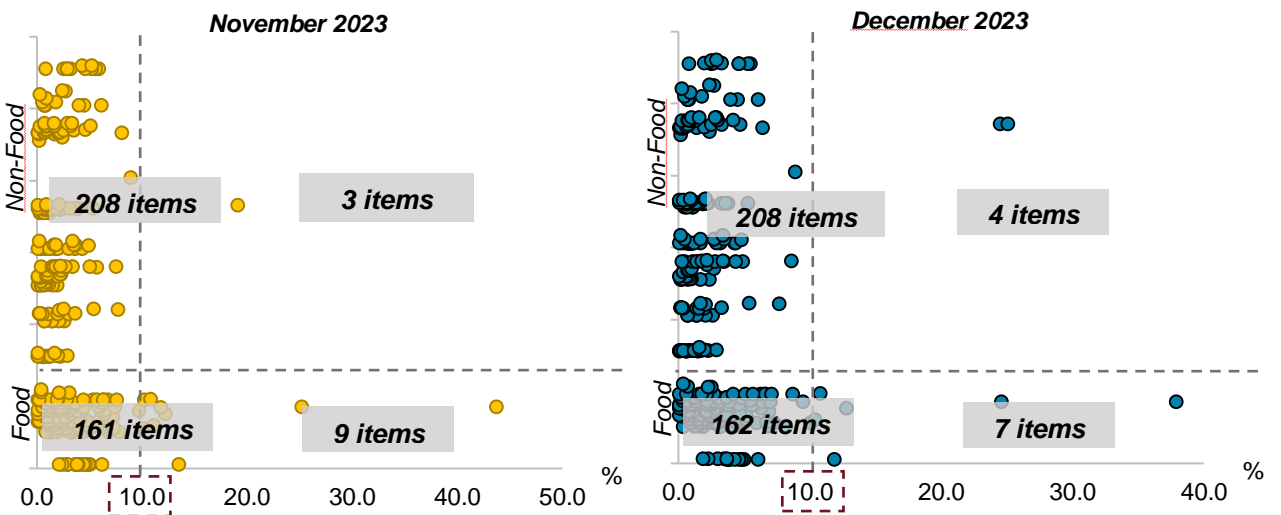


Chart 5 Distribution of Inflation for Food and Non-Food, November 2023 & December 2023



Embargo: Only to be published or disseminated at 1200 hour, Monday, 22 January 2024

Chart 6

Inflation of Selected Food for Income Group Below RM3,000, December 2021 - December 2023

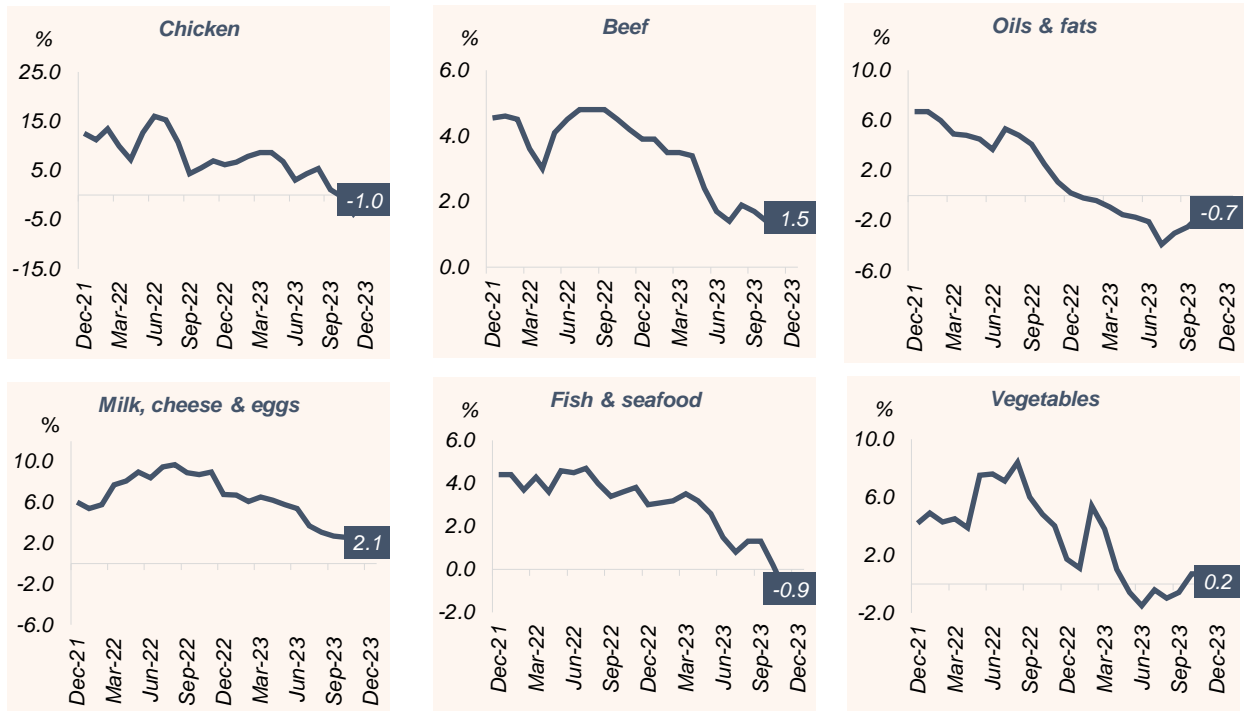
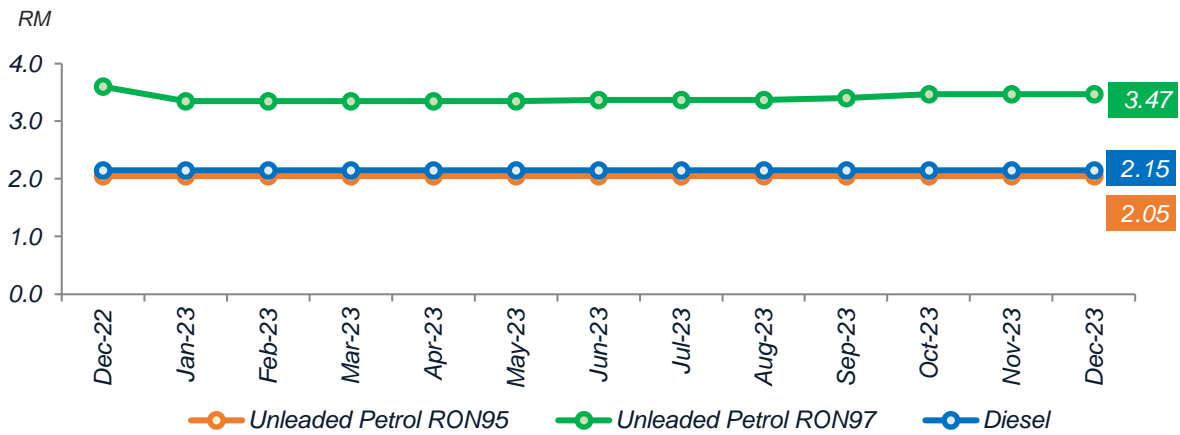


Chart 7

Average Price of Unleaded Petrol RON95, Unleaded Petrol RON97 and Diesel, December 2022 - December 2023



Embargo: Only to be published or disseminated at 1200 hour, Monday, 22 January 2024

Chart 8

Inflation by Main Group, November 2023 & December 2023

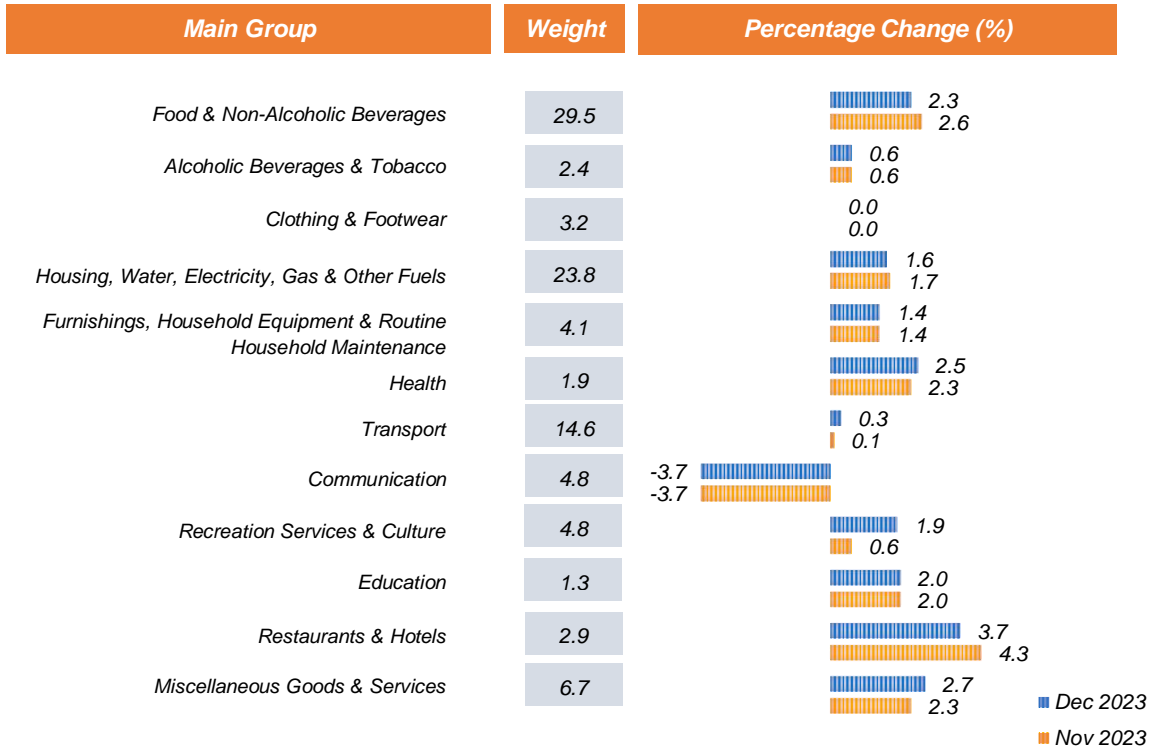


Chart 9

Inflation for Food & Non-Alcoholic Beverages, December 2020 – December 2023

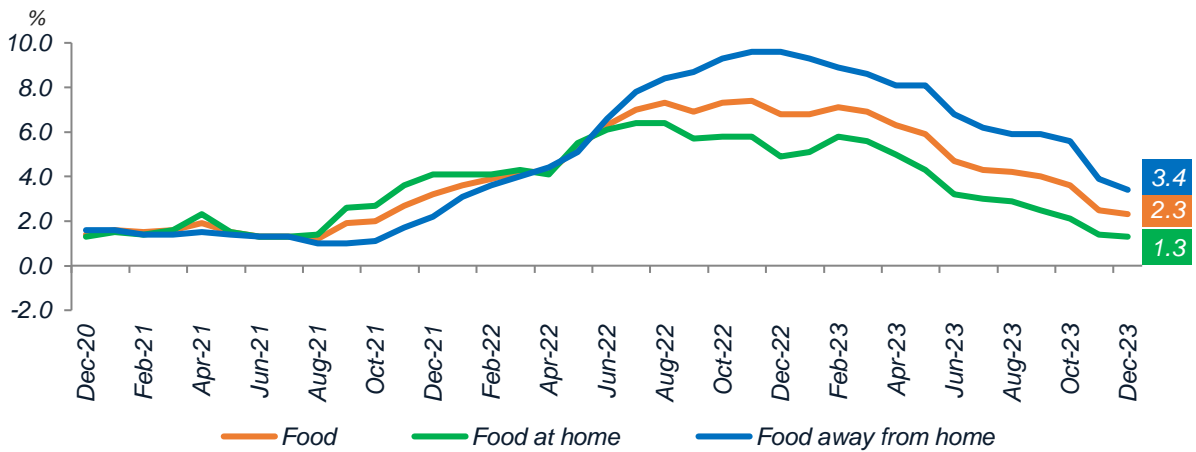


Chart 10

Inflation by State, November 2023 & December 2023

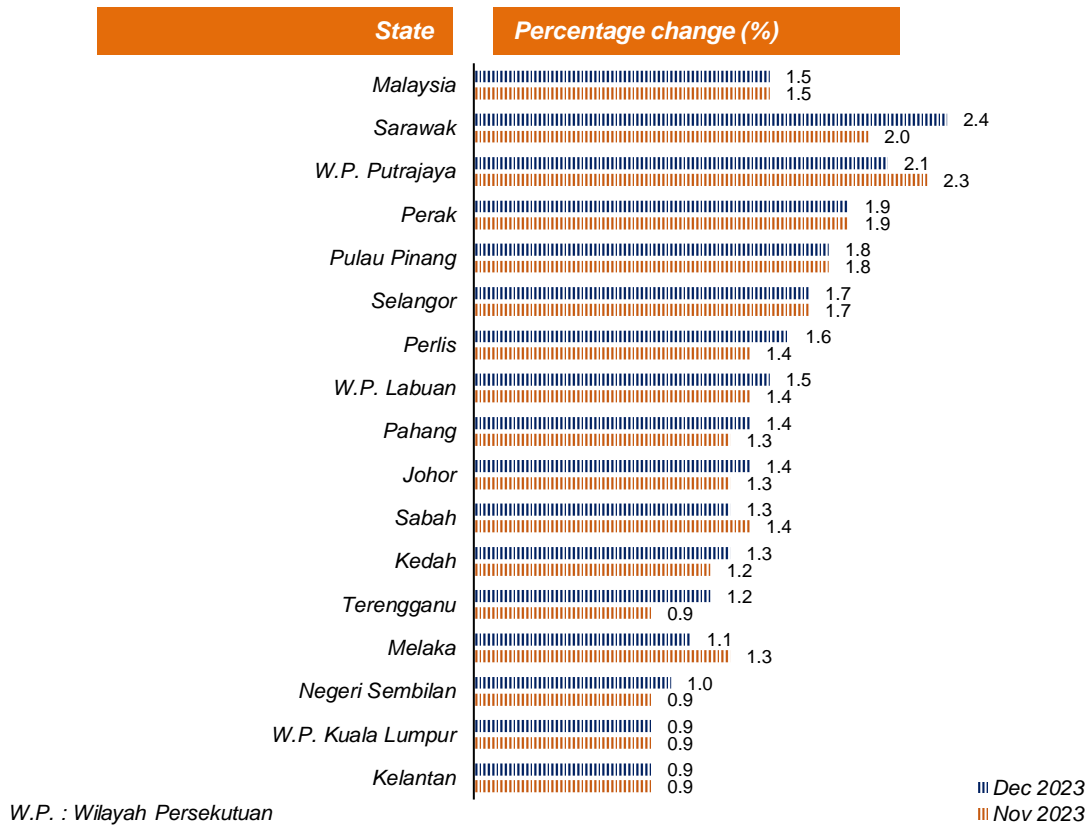


Chart 11

Inflation of Selected Countries, December 2021 - December 2023

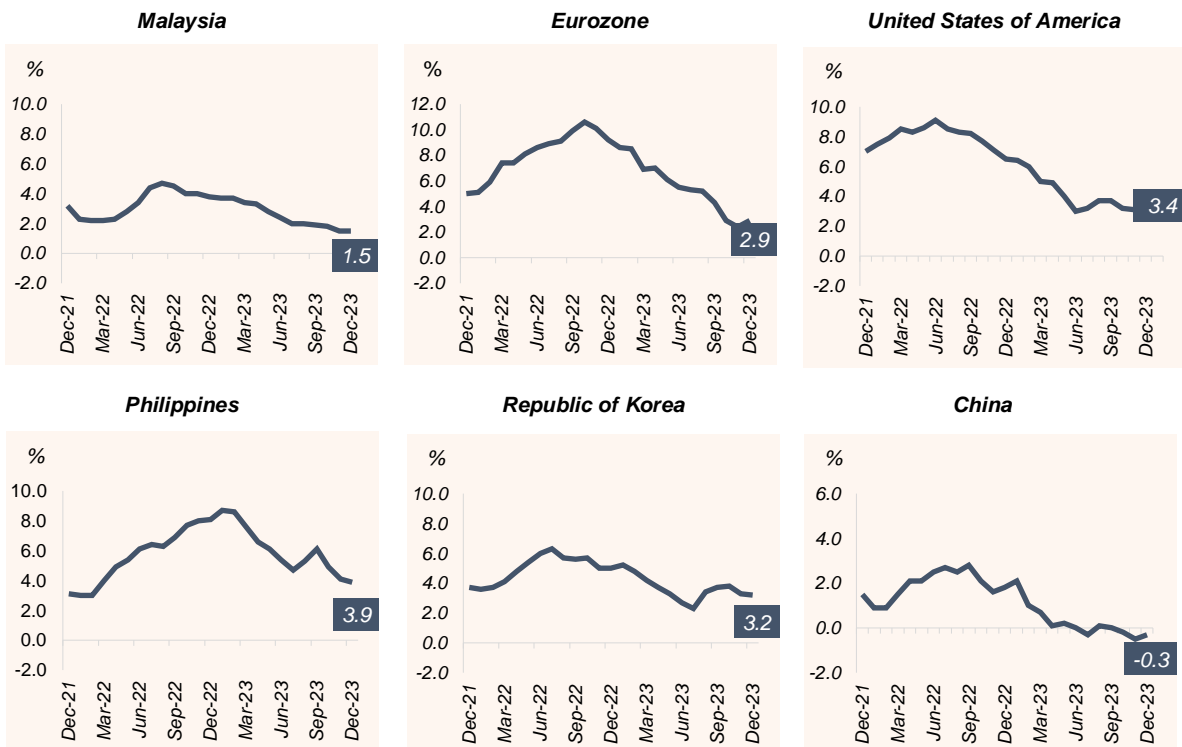
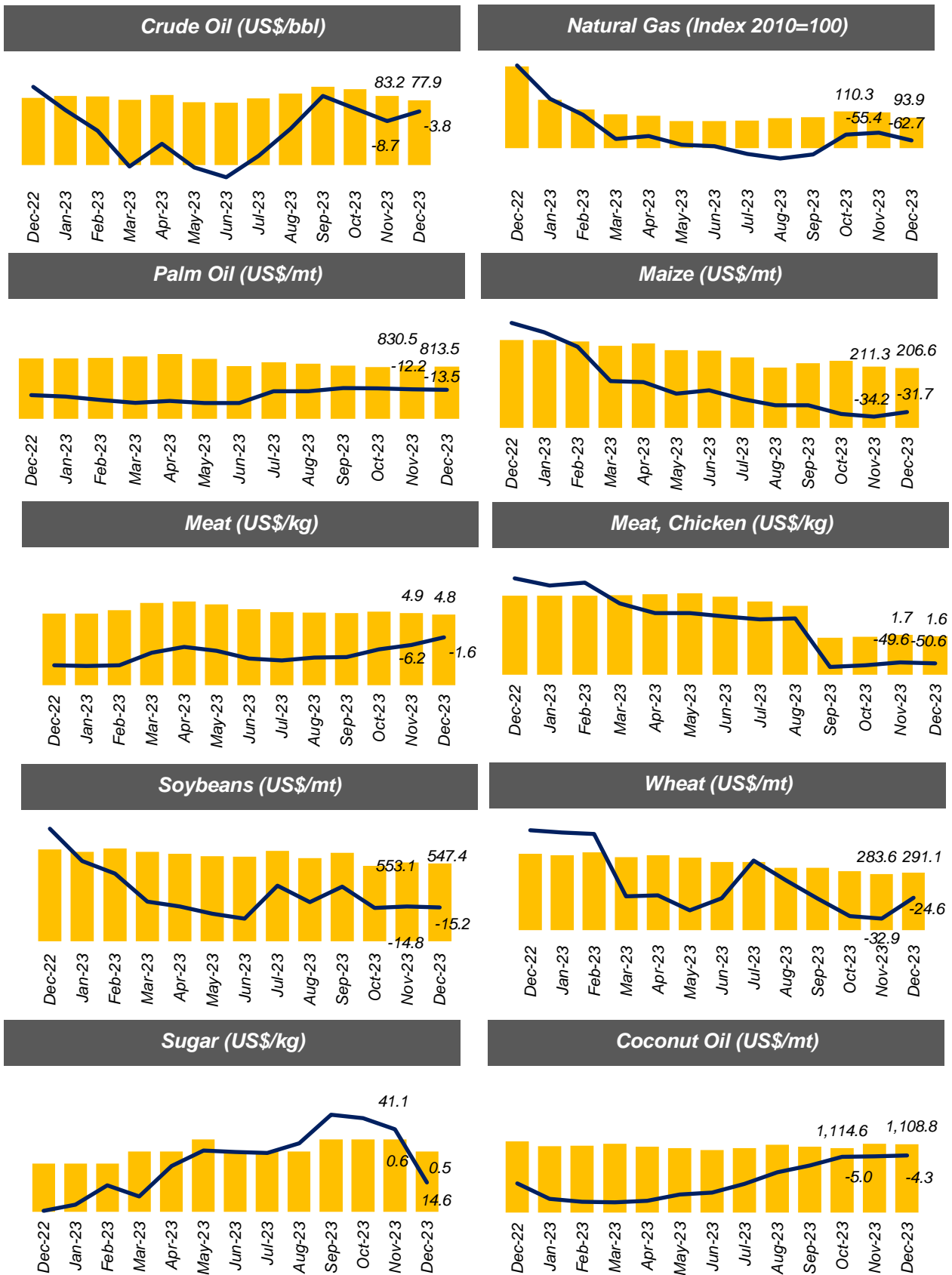


Chart 12 Global Selected Commodity Prices



Global commodity price (US\$) — Percentage change year-on-year **Source:** Commodity Monthly Prices, World Bank

Notes:

Bbl : Brazilian Butt Lift (barrel) (1bbl = 159 litres)

Mt : Million Tonne

Mmbtu : Metric Million British Thermal Unit