

Embargo: Hanya boleh diterbitkan atau disebarikan mulai jam 1200, Khamis, 11 Januari 2024



KEMENTERIAN EKONOMI
JABATAN PERANGKAAAN MALAYSIA

KENYATAAN MEDIA
BAGI PRESTASI PERDAGANGAN BORONG & RUNCIT, MALAYSIA,
NOVEMBER 2023

**Jualan Perdagangan Borong & Runcit meningkat 6.2 peratus kepada
RM142.6 bilion pada November 2023**

PUTRAJAYA, 11 JANUARI 2024 – Perdagangan Borong & Runcit Malaysia mencatatkan nilai jualan berjumlah RM142.6 bilion, meningkat 6.2 peratus tahun ke tahun pada November 2023. Bagi perbandingan bulanan, nilai jualan kembali positif dengan peningkatan marginal 0.2 peratus berbanding Oktober 2023. Ini dilaporkan oleh Jabatan Perangkaan Malaysia (DOSM) hari ini dalam siaran **PRESTASI PERDAGANGAN BORONG & RUNCIT, NOVEMBER 2023**. Laporan ini juga memaparkan statistik nilai jualan dan indeks volum bagi Perdagangan Borong & Runcit mengikut subsektor serta indeks jualan runcit melalui internet.

Dalam satu kenyataan hari ini, Dato' Sri Dr. Mohd Uzir Mahidin, Ketua Perangkawan Malaysia berkata, "Peningkatan sebanyak 6.2 peratus tahun ke tahun bagi Perdagangan Borong & Runcit pada November 2023 dipacu oleh subsektor Perdagangan Borong yang meningkat 6.2 peratus atau RM3.7 bilion kepada RM63.2 bilion. Perdagangan Runcit juga berkembang dengan mencatatkan 4.4 peratus atau RM2.6 bilion kepada RM61.3 bilion, diikuti oleh

Kenderaan Bermotor dengan pertumbuhan dua digit 12.7 peratus atau RM2.0 bilion untuk berada pada RM18.1 bilion.”

Bagi perbandingan bulanan, peningkatan marginal 0.2 peratus berbanding bulan sebelumnya adalah disumbangkan oleh Perdagangan Runcit yang naik 1.2 peratus. Walau bagaimanapun, subsektor Kenderaan Bermotor dan Perdagangan Borong masing-masing merekodkan pertumbuhan negatif iaitu -1.6 peratus dan -0.2 peratus.

Melihat kepada prestasi mengikut subsektor, Ketua Perangkawan memaklumkan, “Pertumbuhan 6.2 peratus tahun ke tahun bagi Perdagangan Borong didorong oleh Lain-lain Pengkhususan Jualan Borong yang meningkat RM2.1 bilion atau 9.3 peratus kepada RM24.2 bilion. Ini diikuti oleh Jualan Borong Barangan Isi Rumah (5.2%), Jual Borong Bahan Mentah Pertanian & Haiwan Hidup (9.5%), Jualan Borong Makanan, Minuman & Tembakau (2.3%), Jualan Borong Jentera, Peralatan & Bekalan (2.6%), Perdagangan Borong Tanpa Pengkhususan (3.3%) dan Jual Borong Berdasarkan Kontrak atau Yuran (4.1%). Walau bagaimanapun, bagi perbandingan bulanan, Perdagangan Borong menyusut -0.2 peratus, terutamanya disebabkan oleh Lain-lain Pengkhususan Jualan Borong (-1.1%), Jualan Borong Barangan Isi Rumah (-1.5%) dan Jual Borong Bahan Mentah Pertanian & Haiwan Hidup (-1.1%).”

Mengulas lanjut mengenai subsektor Perdagangan Runcit, kenaikan 4.4 peratus tahun ke tahun pada bulan ini disokong oleh Jualan Runcit di Kedai Bukan Pengkhususan yang tumbuh 6.5 peratus atau RM1.4 bilion kepada RM23.4 bilion. Kumpulan lain dalam subsektor ini turut merekodkan pertumbuhan positif iaitu Jualan Runcit di Kedai Pengkhususan (3.7%), Jualan Runcit Makanan, Minuman & Tembakau (10.3%), Jualan Runcit Barangan Isi Rumah (3.7%), Jualan Runcit Bahan Api Kenderaan (2.9%), Jualan Runcit Barangan Kesenian & Rekreasi (1.6%), Jualan Runcit di Gerai & Pasar (5.8%) dan Jualan Runcit Bukan di Kedai,

Gerai atau Pasar (0.7%). Bagi perbandingan bulanan, jualan subsektor ini kembali menunjukkan peningkatan dengan catatan 1.2 peratus, disokong oleh Jualan Runcit di Kedai Bukan Pengkhususan (2.0%), Jualan Runcit di Kedai Pengkhususan (1.9%), Jualan Runcit Barangan Isi Rumah (1.0%) dan Jualan Runcit Makanan, Minuman & Tembakau (1.4%).

Dato' Sri Dr. Mohd Uzir Mahidin turut menerangkan, “Pertumbuhan tahun ke tahun sebanyak 12.7 peratus bagi subsektor Kenderaan Bermotor pada bulan ini dipacu oleh Jualan Kenderaan Bermotor yang melonjak 13.5 peratus atau RM1.2 bilion kepada RM10.0 bilion. Ini diikuti oleh Jualan Komponen & Aksesori Kenderaan Bermotor (14.5%) dan Penyelenggaraan & Pembaikan Kenderaan Bermotor (16.3%). Sebaliknya, bagi perbandingan bulanan, subsektor ini merosot -1.6 peratus, disebabkan oleh Jualan Kenderaan Bermotor (-2.8%) dan Jualan, Penyelenggaraan & Pembaikan Motosikal (-3.2%).”

Bagi indeks jualan runcit melalui internet, indeks ini jatuh -1.0 peratus tahun ke tahun pada November 2023 berbanding -0.3 peratus pada Oktober 2023. Bagi nilai pelarasan musim, indeks ini merosot -4.4 peratus berbanding bulan sebelum.

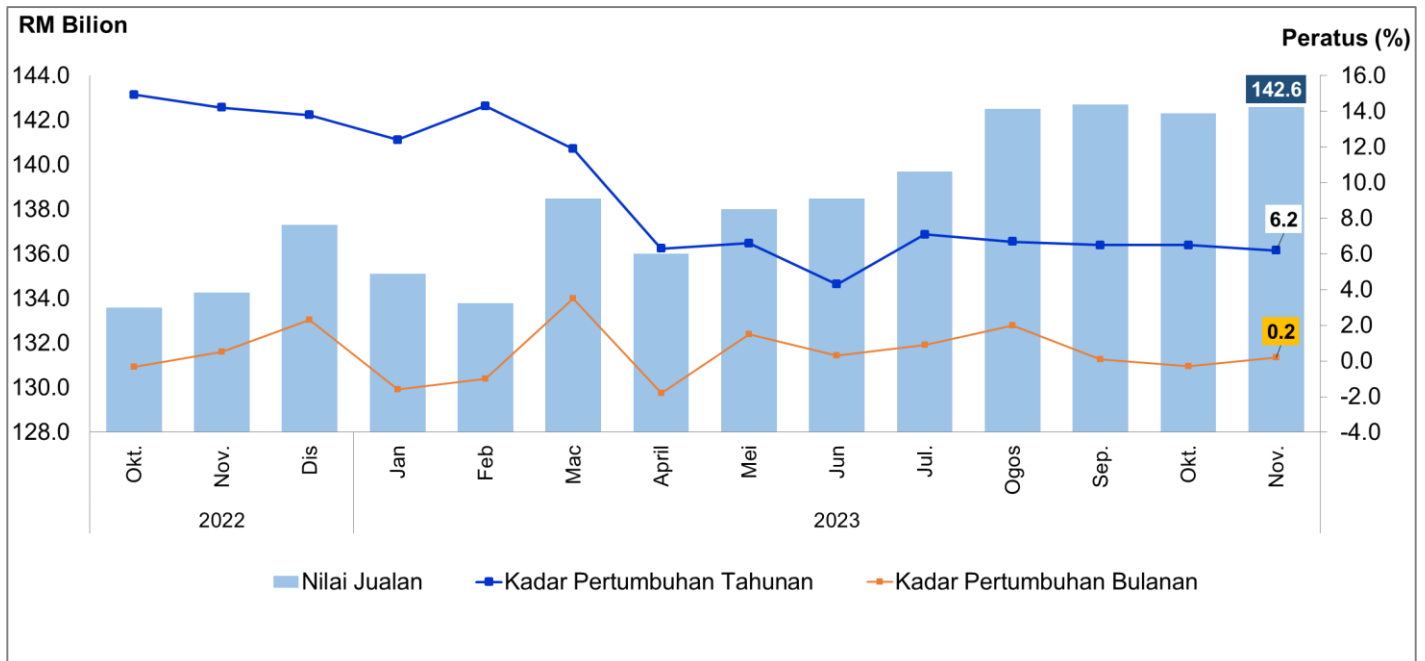
Beralih kepada indeks volum, Perdagangan Borong & Runcit pada November 2023 mencatatkan pertumbuhan tahun ke tahun sebanyak 4.7 peratus. Pengembangan ini disumbangkan oleh semua subsektor iaitu Kenderaan Bermotor (10.5%), Perdagangan Borong (5.8%) dan Perdagangan Runcit (2.9%). Bagi indeks volum pelarasan musim, ia kembali positif dengan 0.7 peratus bulan ke bulan.

Jabatan Perangkaan Malaysia (DOSM) telah melancarkan OpenDOSM NextGen sebagai medium yang menyediakan katalog data dan visualisasi bagi memudahkan pengguna menganalisis pelbagai data dan boleh diakses melalui portal <https://open.dosm.gov.my>.

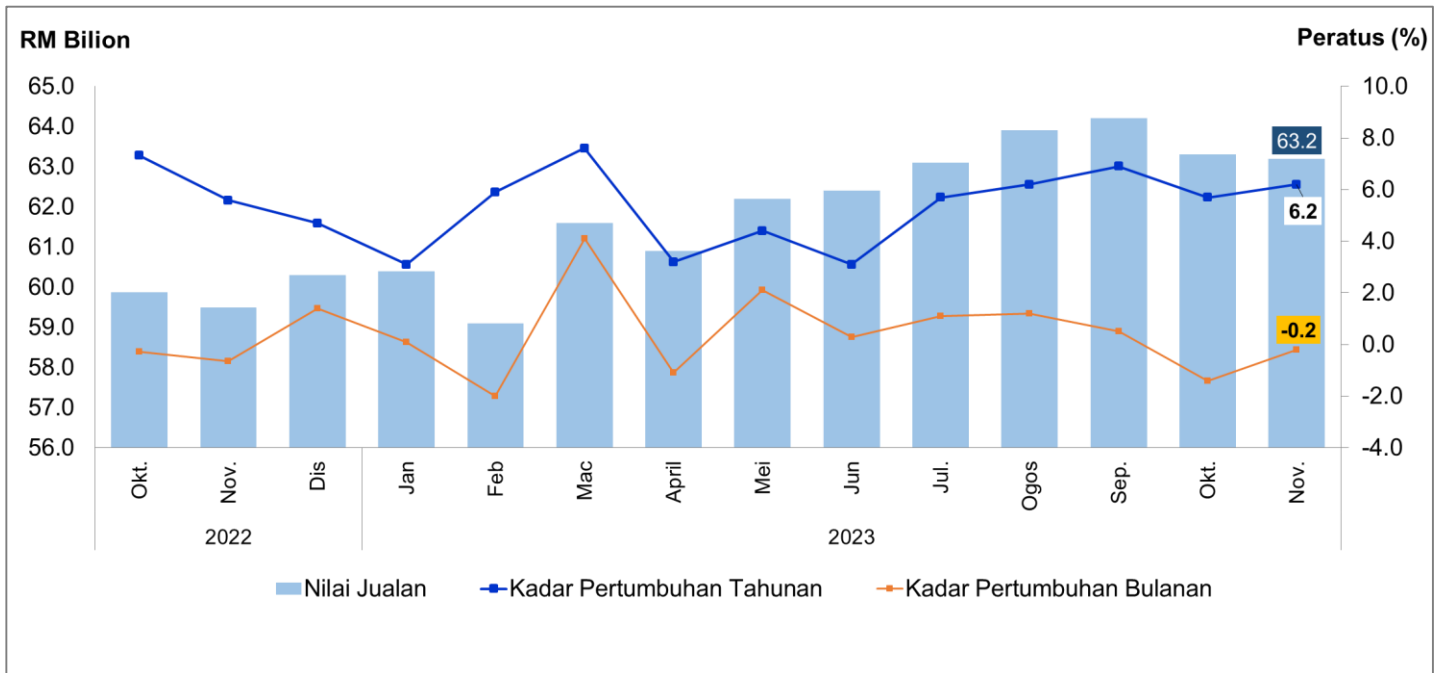
DOSM akan menjalankan Banci Pertanian pada tahun 2024. Mohon layari <https://www.myagricensus.gov.my/> untuk maklumat lanjut. Tema adalah “Banci Pertanian, Kunci Kemajuan Pertanian.”

Kerajaan Malaysia telah mengisytiharkan Hari Statistik Negara (MyStats Day) pada 20 Oktober setiap tahun. Tema sambutan MyStats Day adalah “Statistik Nadi Kehidupan”.

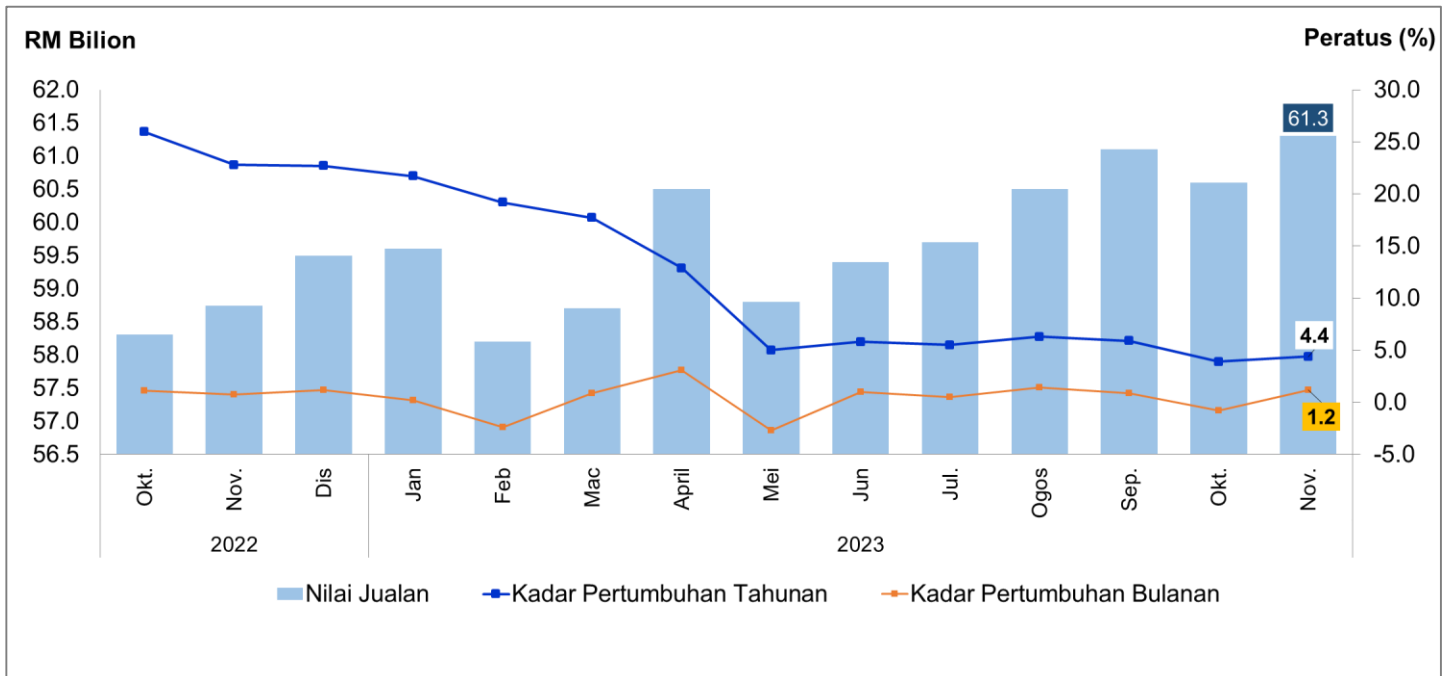
Carta 1: Nilai Jualan Perdagangan Borong & Runcit



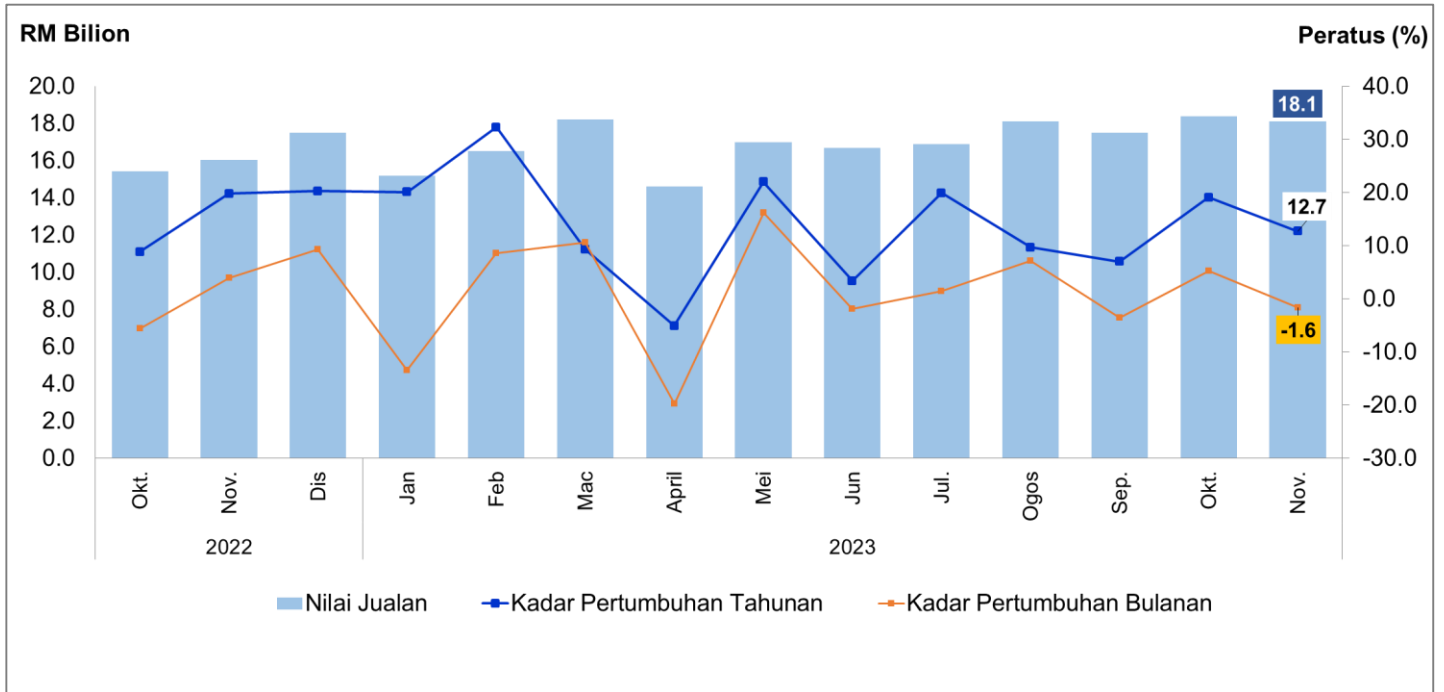
Carta 2: Nilai Jualan Perdagangan Borong



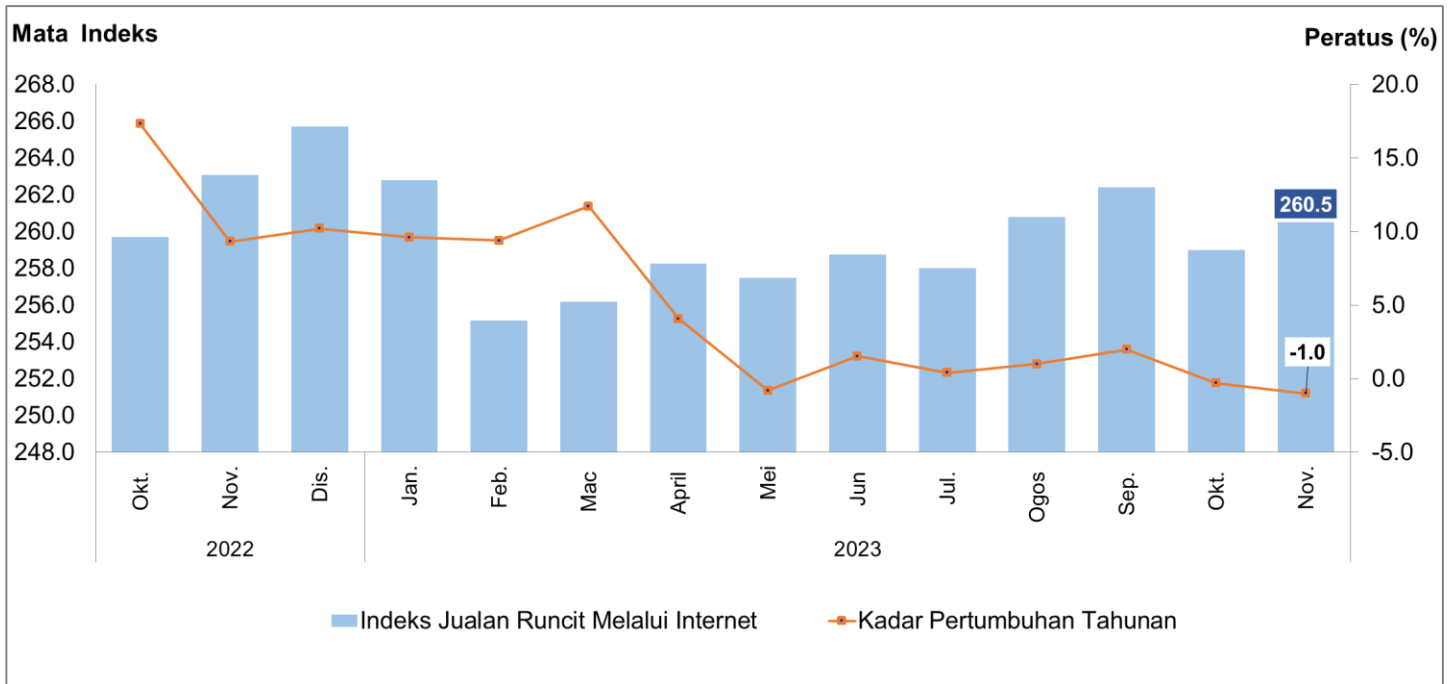
Carta 3: Nilai Jualan Perdagangan Runcit



Carta 4: Nilai Jualan Kenderaan Bermotor



Carta 5: Indeks Jualan Runcit Melalui Internet



Dikeluarkan oleh:

PEJABAT KETUA PERANGKAWAN MALAYSIA

JABATAN PERANGKAAN MALAYSIA

11 JANUARI 2024

Embargo: Only to be published or disseminated at 1200 hour, Thursday, January 11, 2024



MINISTRY OF ECONOMY
DEPARTMENT OF STATISTICS MALAYSIA

***MEDIA STATEMENT
FOR PERFORMANCE OF WHOLESALE & RETAIL TRADE, MALAYSIA,
NOVEMBER 2023***

***Wholesale & Retail Trade sales up 6.2 per cent to RM142.6 billion in
November 2023***

PUTRAJAYA, JANUARY 11, 2024 – Malaysia’s Wholesale & Retail Trade recorded sales value of RM142.6 billion, increased 6.2 per cent year-on-year in November 2023. For monthly comparison, sales value rebounded marginally 0.2 per cent as compared to October 2023. This is reported by Department of Statistics Malaysia (DOSM) in today’s release of ***PERFORMANCE OF WHOLESALE & RETAIL TRADE, NOVEMBER 2023***. The report also presents statistics on sales value and volume index of Wholesale & Retail Trade by sub-sector as well as index of retail sales over the internet.

In a statement today, Dato’ Sri Dr. Mohd Uzir Mahidin, Chief Statistician Malaysia said, “The increase of 6.2 per cent year-on-year for Wholesale & Retail Trade in November 2023 was driven by Wholesale Trade sub-sector, which rose 6.2 per cent or RM3.7 billion to register RM63.2 billion. Retail Trade also expanded by registering 4.4 per cent or RM2.6 billion to RM61.3 billion, followed by Motor

Vehicles with a double-digit growth of 12.7 per cent or RM2.0 billion to settle at RM18.1 billion.”

For monthly comparison, the marginal increase of 0.2 per cent from the previous month was contributed by Retail Trade which went up 1.2 per cent. However, Motor Vehicles and Wholesale Trade sub-sectors recorded negative growth of -1.6 per cent and -0.2 per cent, respectively.

Looking at the performance across sub-sectors, the Chief Statistician informed, “The growth of 6.2 per cent year-on-year in Wholesale Trade was contributed by Other Specialised Wholesale which rose RM2.1 billion or 9.3 per cent to RM24.2 billion. This was followed by Wholesale of Household Goods (5.2%), Wholesale of Agricultural Raw Materials & Live Animals (9.5%), Wholesale of Food, Beverages & Tobacco (2.3%), Wholesale of Machinery, Equipment & Supplies (2.6%), Non-specialised Wholesale Trade (3.3%), and Wholesale on a Fee or Contract Basis (4.1%). On the other hand, for monthly comparison, Wholesale Trade inched down -0.2 per cent, mainly due to Other Specialised Wholesale (-1.1%), Wholesale of Household Goods (-1.5%), and Wholesale of Agricultural Raw Materials & Live Animals (-1.1%).”

Commenting further on Retail Trade sub-sector, the increase of 4.4 per cent year-on-year in this month was supported by Retail Sales in Non-specialised Stores which grew 6.5 per cent or RM1.4 billion to RM23.4 billion. Other groups in this sub-sector also recorded positive growth namely Retail Sales in Specialised Stores (3.7%), Retail Sales of Food, Beverages & Tobacco (10.3%), Retail Sales of Household Goods (3.7%), Retail Sales of Automotive Fuel (2.9%), Retail Sales of Cultural & Recreation Goods (1.6%), Retail Sales via Stalls & Markets (5.8%), and Retail Sales Not in Stores, Stalls or Markets (0.7%). For month-on-month comparison, sales of this sub-sector rebounded 1.2 per cent, supported by Retail Sales in Non-specialised Stores (2.0%), Retail Sales in Specialised Stores (1.9%),

Retail Sales of Household Goods (1.0%), and Retail Sales of Food, Beverages & Tobacco (1.4%).

Dato' Sri Dr. Mohd Uzir Mahidin also informed, "The year-on-year growth of 12.7 per cent for Motor Vehicles sub-sector in this month was fueled by Sales of Motor Vehicles which surged 13.5 per cent or RM1.2 billion to record RM10.0 billion. This was followed by Sales of Motor Vehicles Parts & Accessories (14.5%) and Maintenance & Repair of Motor Vehicles (16.3%). Conversely, for monthly comparison, this sub-sector declined -1.6 per cent, attributed to Sales of Motor Vehicles (-2.8%) and Sales, Maintenance & Repair of Motorcycles (-3.2%)."

For index of retail sale over the internet, the index went down -1.0 per cent year-on-year in November 2023 as compared to -0.3 per cent in October 2023. For seasonally adjusted value, the index contracted -4.4 per cent as against the previous month.

In terms of volume index, Wholesale & Retail Trade for November 2023 registered a year-on-year growth of 4.7 per cent. The expansion was attributed to all sub-sectors namely Motor Vehicles (10.5%), Wholesale Trade (5.8%), and Retail Trade (2.9%). For seasonally adjusted volume index, it bounced back 0.7 per cent month-on-month.

The Department of Statistics Malaysia (DOSM) has launched OpenDOSM NextGen as a medium that provides a catalog of data and visualisations to facilitate users' analysis of various data and can be accessed through <https://open.dosm.gov.my>.

DOSM will conduct the Agricultural Census in 2024. Please visit <https://www.myagricensus.gov.my/> for more information. The theme is "Agriculture Census, Key to Agricultural Development."

The Government of Malaysia has declared National Statistics Day (MyStats Day) on October 20th each year. MyStats Day theme is “Statistics is the Essence of Life.”

Chart 1: Sales Value of Wholesale & Retail Trade

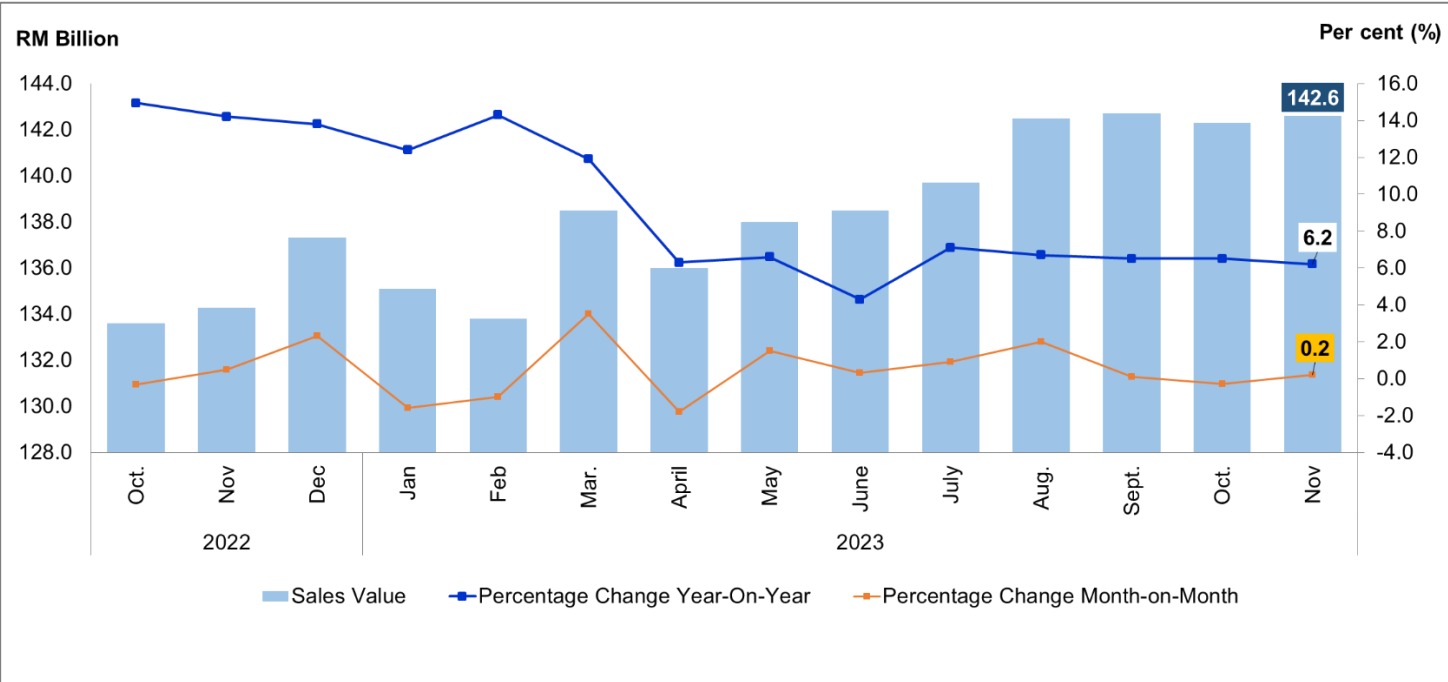


Chart 2: Sales Value of Wholesale Trade

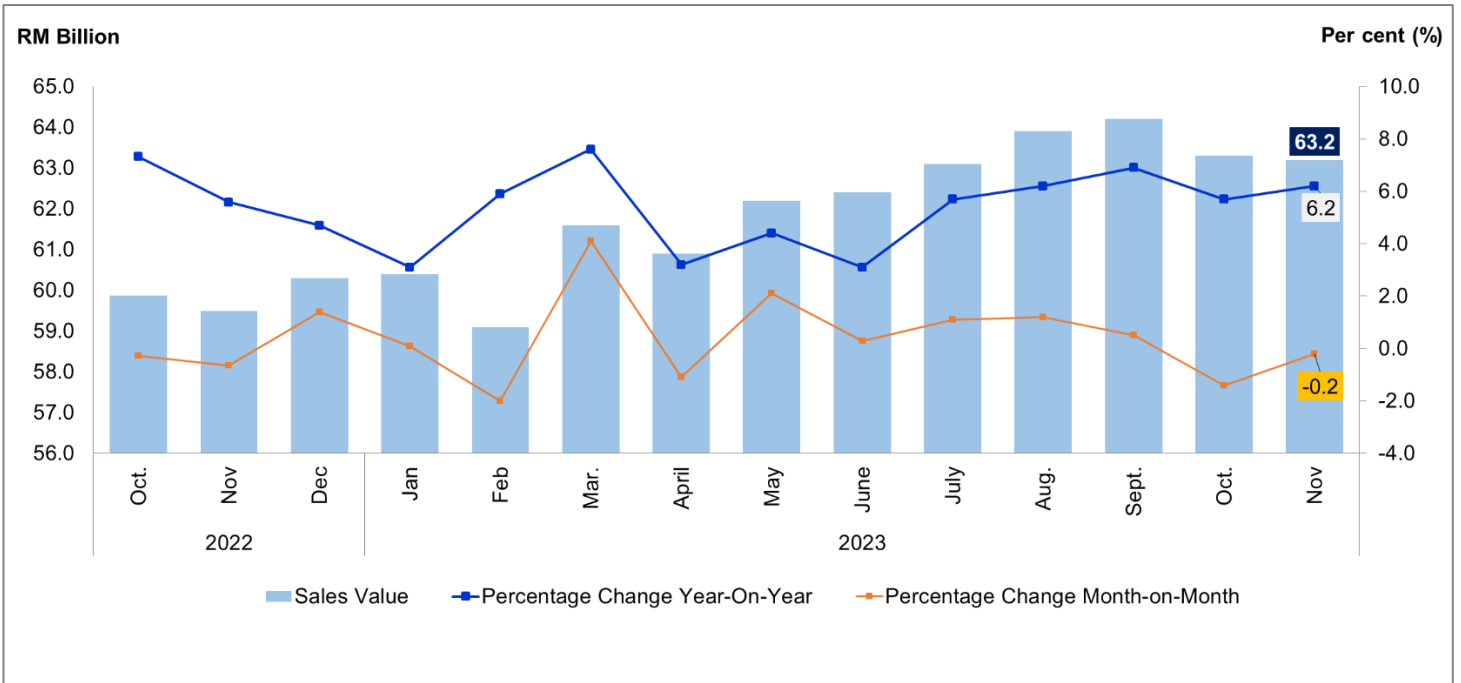


Chart 3: Sales Value of Retail Trade

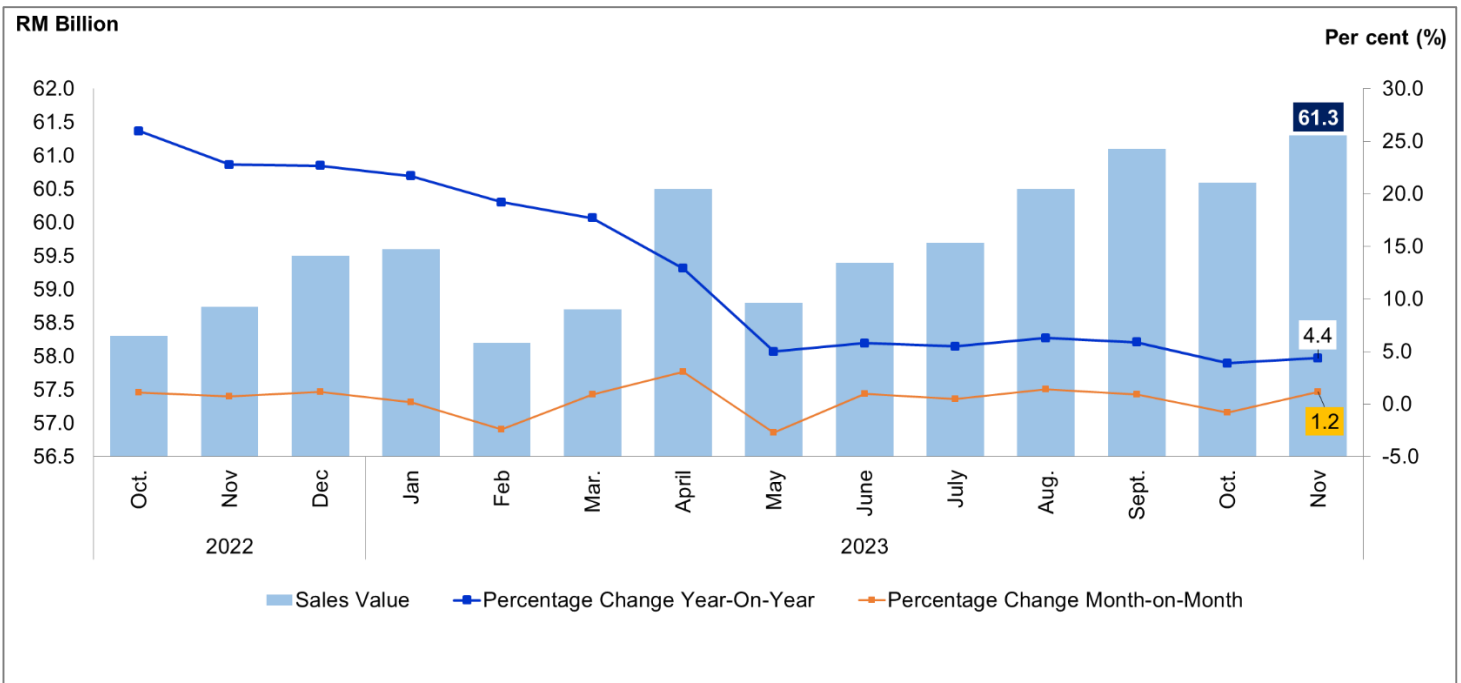


Chart 4: Sales Value of Motor Vehicles

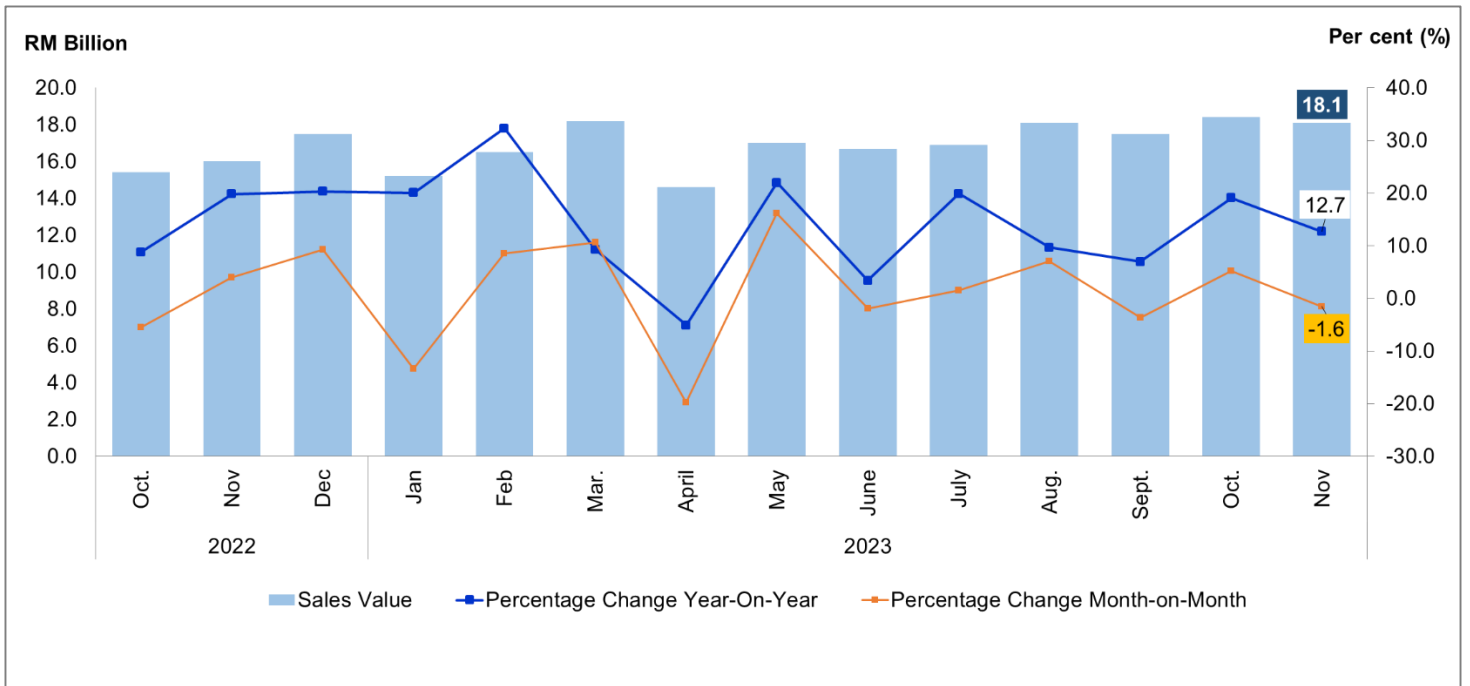
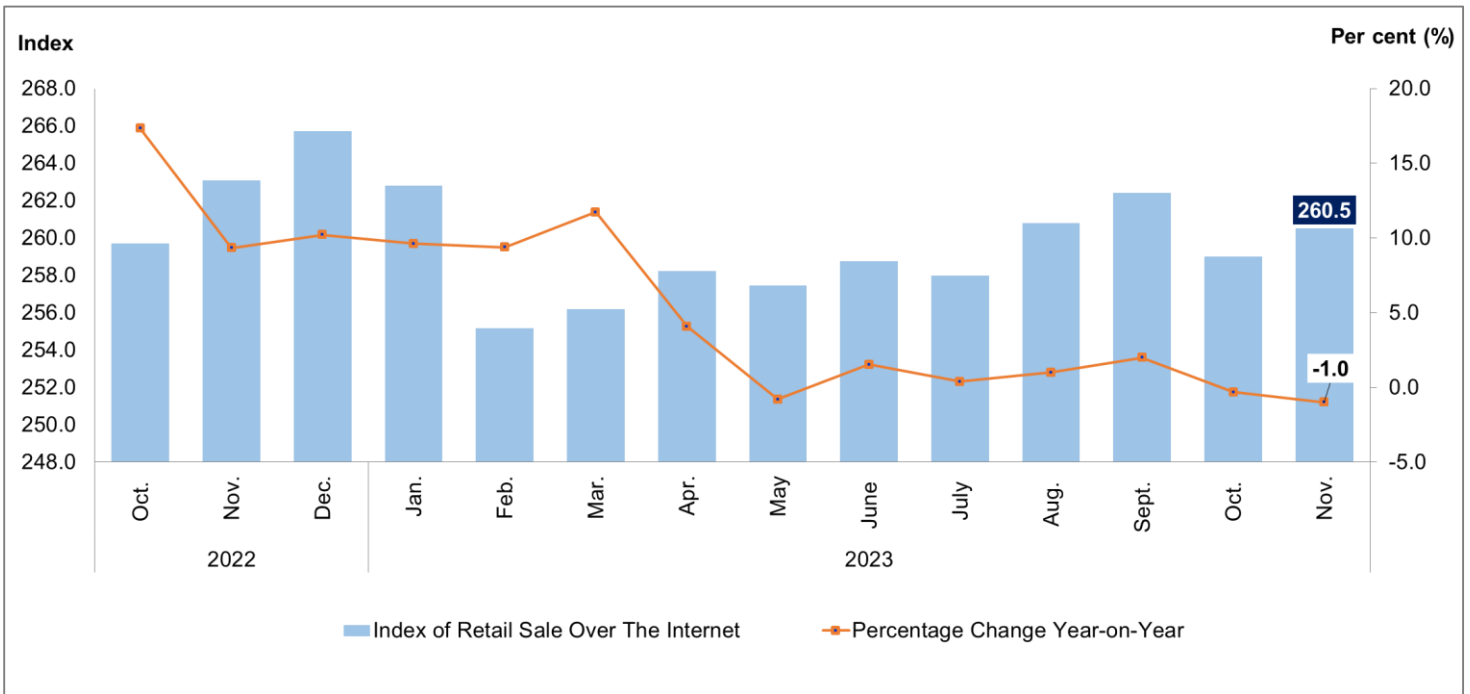


Chart 5: Index of Retail Sale Over the Internet



Released by:

THE OFFICE OF CHIEF STATISTICIAN MALAYSIA

DEPARTMENT OF STATISTICS, MALAYSIA

11 JANUARY 2024